



**CONVENTION ON  
MIGRATORY  
SPECIES**

UNEP/CMS/COP15/Doc.22/Annex 2

17 January 2026

Original: English

15<sup>th</sup> MEETING OF THE CONFERENCE OF THE PARTIES  
Campo Grande, Brazil, 23 – 29 March 2026  
Agenda Item 22

**NATIONAL REPORTS**

**ANNEX 2 - ANALYSIS OF CMS NATIONAL REPORTS TO COP15**

*(Prepared by UNEP-WCMC)*

Summary:

This document contains Annex 2 to document UNEP/CMS/COP15/Doc.22 *National Reports* with an *Analysis of CMS National Reports to COP15*.

# Analysis of CMS National Reports to COP15



## Analysis of CMS National Reports to COP15

Prepared for: The Secretariat of the Convention on the Conservation of Migratory Species of Wild Animals (CMS).

### Authors

Saloni Basrur, Ellie Harris, Ben Leo Hollis, Gemma Edney, Andrew Szopa-Comley, Frances Davis, and Kelly Malsch.

### Citation

UNEP-WCMC, 2026. Analysis of CMS National Reports to COP15. UNEP-WCMC, Cambridge.

### Published

January 2026

### Copyright

© 2026 CMS.

### Acknowledgements:

This report was made possible by the generous financial contributions of the Government of Switzerland. UNEP-WCMC would like to express their sincere thanks to colleagues from the CMS Secretariat, including Dagmar Zikova, Melanie Virtue, Heidrun Frisch-Nwakanma and Klara Luzie Gruenewald for their valuable contributions as expert reviewers of this report.

### Design and typesetting

Ralph Design Ltd

### Cover photograph:

Whale Shark (*Rhincodon typus*).

Photo credit: Dani Escayola / Ocean Image Bank.



The UN Environment Programme World Conservation Monitoring Centre (UNEP-WCMC) is a global Centre of excellence on biodiversity. The Centre operates as a collaboration between the UN Environment Programme and the UK-registered charity WCMC. Together we are confronting the global crisis facing nature.

This publication may be reproduced for educational or non-profit purposes without special permission, provided acknowledgement to the source is made. Reuse of any figures is subject to permission from the original rights holders. No use of this publication may be made for resale or any other commercial purpose without permission in writing from the UN Environment Programme. Applications for permission, with a statement of purpose and extent of reproduction, should be sent to the Director, UNEP-WCMC, 219 Huntingdon Road, Cambridge, CB3 0DL, UK.

The contents of this report do not necessarily reflect the views or policies of the UN Environment Programme, contributory organizations or editors. The designations employed and the presentations of material in this report do not imply the expression of any opinion whatsoever on the part of the UN Environment Programme or contributory organizations, editors or publishers concerning the legal status of any country, territory, city area or its authorities, or concerning the delimitation of its frontiers or boundaries or the designation of its name, frontiers or boundaries. The mention of a commercial entity or product in this publication does not imply endorsement by the UN Environment Programme.

United Nations Environment Programme  
World Conservation Monitoring Centre  
(UNEP-WCMC)  
219 Huntingdon Road,  
Cambridge CB3 0DL, UK  
Tel: +44 1223 277314  
[www.unep-wcmc.org](http://www.unep-wcmc.org)

UNEP promotes environmentally sound practices globally and in its own activities. Our distribution policy aims to reduce UNEP's carbon footprint.

# Contents

Executive summary .....	1
I. Introduction .....	2
II. High-level summary of key messages .....	4
III. Species on the Convention Appendices .....	7
IV. Legal prohibition of the taking of Appendix I species .....	8
V. Awareness .....	11
VI. Mainstreaming migratory species in other sectors and processes .....	13
VII. Governance, policy and legislative coherence.....	15
VIII. Incentives.....	17
IX. Sustainable production and consumption.....	18
X. Threats and pressures affecting migratory species; including obstacles to migration .....	19
XI. Conservation status of migratory species.....	23
XII. Cooperating to conserve migration systems .....	24
XIII. Area-based conservation measures .....	26
XIV. Ecosystem services .....	27
XV. Safeguarding genetic diversity .....	28
XVI. National Biodiversity Strategies and Action Plans.....	29
XVII. Traditional knowledge, innovations and practices of indigenous and local communities .....	30
XVIII. Knowledge, data and capacity-building.....	32
XIX. Resource mobilization .....	34
Conclusion .....	36
Annex.....	37

---



Adobe Stock | #277347986

Red-footed Falcon (*Falco vespertinus*)

# Executive summary

This analysis provides an overview of information submitted by Parties to the Convention on the Conservation of Migratory Species of Wild Animals (CMS) in their National Reports to the Conference of the Parties (COP). It summarizes progress made by CMS Parties in implementing the provisions of the Convention during the reporting period between COP14 and COP15 (March 2024 – September 2025). The analysis draws on 59 National Reports submitted by the reporting deadline, representing approximately 44% of CMS Parties, highlighting key actions, successes, challenges, and priorities.

The reports indicate that Parties have made progress in a number of areas, including the development of new strategies or policies, strengthening national legislation, fostering regional and international cooperation, and implementing specific measures to combat a range of pressures on migratory species. Many Parties reported efforts to identify and manage critical habitats and sites for migratory species, with actions to protect, restore, and manage sites being the most widely cited example of a successful conservation measure. Species-specific conservation measures also featured prominently, with nearly half of reporting Parties undertaking national species assessments, developing species action plans, or managing successful reintroduction programmes.

Despite these advances, persistent challenges remain. A number of Parties have not yet fully prohibited the taking of all Appendix I species or adopted measures to prevent obstacles to migration. Pressures such as illegal hunting and poisoning, climate change, habitat loss and degradation, pollution and wildlife health-related issues (including the spread of infectious diseases) continue to pose severe threats. Climate-related pressures are increasingly amplifying and compounding the impacts of other unrelated threats. Progress in addressing harmful incentives and integrating migratory species considerations into broader national strategies remains limited.

Persistent barriers reported by Parties include constrained financial resources and technical capacity, gaps in knowledge and data on migratory species, and difficulties relating to governance and cooperation. These limitations affect the implementation of legislation, monitoring and research, conservation actions, ecosystem service assessments, safeguarding genetic diversity, and area-based and community-focused conservation measures.

In summary, while the National Reports highlight important achievements and an ongoing commitment to migratory species conservation, they also underscore the need for intensified action. Addressing the pressures faced by migratory species, enhancing capacity, and strengthening international and regional cooperation will be critical to supporting conservation outcomes and safeguarding migratory species and their habitats for the future.

# I. Introduction

The CMS National Reports are the formal mechanism through which Parties inform the COP, via the Secretariat, of the measures they have taken to implement the provisions of the Convention, as required under Article VI, paragraph 3. This process is essential for assessing the effective implementation of CMS, particularly for Parties that are Range States of migratory species listed in Appendices I and II. Individually, the National Reports provide valuable insights into each country's progress and challenges in conserving migratory species. Collectively, they serve as a vital resource for evaluating the overall status of Convention implementation, identifying potential gaps or systemic barriers, and guiding future priorities and actions. The reporting process also promotes transparency, knowledge sharing, and mutual learning among Parties, strengthening global cooperation for the conservation of migratory species.

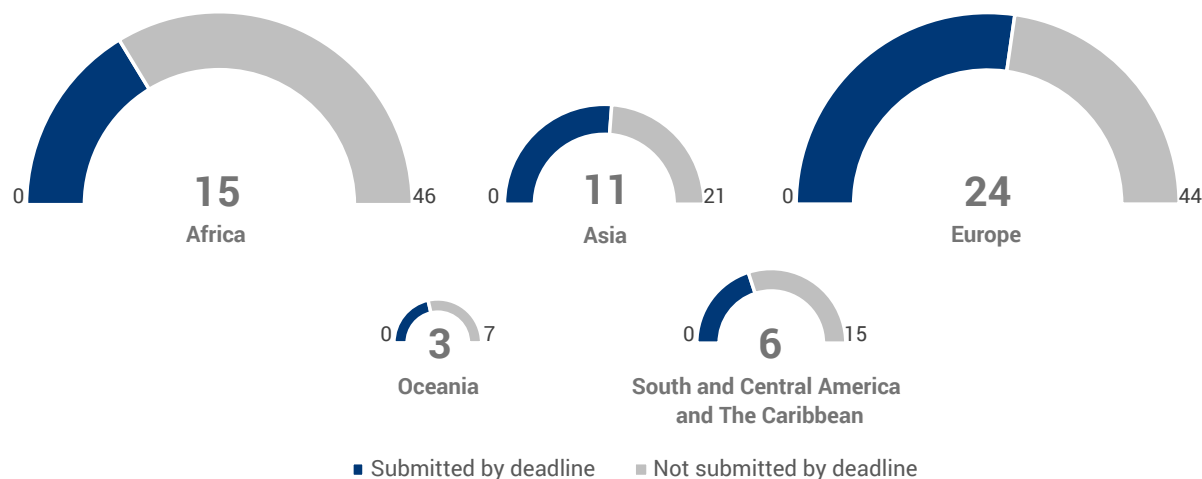
At COP14, the Standing Committee and the Secretariat were tasked with developing a new format for National Reports aligning with the new Samarkand Strategic Plan for Migratory Species 2024–2032 (SPMS), through Resolution 12.5 (Rev. COP14) and Decisions 14.2, 14.25 and 14.27, and with adding a limited number of new questions on topics specifically requested at

COP14. However, as the indicators of the SPMS were not yet in place and due to an exceptionally short intersessional period before COP15, the Standing Committee agreed to develop a new template for the reporting period after COP15 and to make only minor adjustments to the current National Report template for this reporting cycle. It was additionally agreed to not attach the full list of species in Appendices I and II for verification by Parties as to which species they are a Range State for, as this information was collected in previous reporting cycles but could not be fully assessed at that time. The Standing Committee agreed to instead collect information from Range States for the 86 species listed in the Annex to the Resolution 14.19, in line with Decision 14.234. The revised format for the CMS National Reports was adopted by the Standing Committee through a written procedure in the intersessional period between COP14 and COP15, in line with Rule 5 of the Rules of Procedure.

The questionnaire was made available to Parties in the three languages of the Convention in the Online Reporting System (including guidance for compilers), with a response deadline of 24 September 2025; reports received up until 14 October 2025 were included in the analysis.



Blue Shark (*Prionace glauca*)



**Figure 1.** Number of Parties in each CMS region that submitted National Reports by the deadline in 2025. The total number of Parties belonging to each region is indicated by the number to the righthand side of each dial.

Resolution 12.5 (Rev. COP14) instructs the Secretariat to undertake an analysis of the National Reports received from Parties and to make the results available to inform decision-making within the relevant processes under the Convention. This report presents an analysis of 59 National Reports submitted by Parties by 14 October 2025 (Figure 1); four additional reports from Parties were received after this date and are not included in the analysis presented here (see Annex Table 1 for a full list of Parties that submitted a report). The 59 reports represent 44% of the 133 Parties to CMS. This marks a marginal increase in the response rate compared to the previous reporting period (41%, or 51 of 133 Parties), but is less than the reporting rate for the reporting period before that (61%, or 79 Parties). Given a response rate of less than half of the Parties, the findings presented in this report provide valuable insights into the actions undertaken and challenges faced by Parties during the reporting period<sup>1</sup>, but they do not allow for a comprehensive assessment of implementation efforts across all CMS Parties.

The report summarizes the key information provided by Parties in their National Reports. The structure follows that of the National Reporting template, with each section corresponding to a thematic area. The concluding section provides an overview of reported achievements, challenges, future priorities for implementing the Convention, as well as planned updates to the National Report format in line with the revised Samarkand Strategic Plan for Migratory Species 2024–2032.



Adobe Stock | #244118283

<sup>1</sup> Noting the exceptionally short intersessional period between COP14 and COP15.

## II. High-level summary of key messages

This section of the National Report questionnaire provides Parties with an opportunity to share key aspects of national progress towards the implementation of the Convention. These responses, provided as free text, illustrate the successes and challenges that Parties have faced in implementing the Convention during the last reporting period, as well as their key priorities for the future.

Parties' responses to all three questions in this section shared a high degree of thematic overlap. For example, action to combat threats featured prominently in the successes and as a key ongoing challenge, while steps to strengthen legislation were reported in both the successes and future priorities.

Many Parties highlighted issues in their responses that are particularly relevant to their own national context. Despite the specific nature of many of these answers, broad themes can still be identified by analysing the set of responses as a whole and by grouping free-text information into categories. These categories, created for the analysis, are not mutually exclusive and some of the information provided by Parties may feature in more than one category. Some broad reflections on similarities with and changes from the previous National Report analysis for COP14 have been provided.

### 1. The “most successful aspects of implementation of the Convention” during the reporting period

---

**Response rate:** 58 Parties (98% of Reporting Parties [RP])

As with the previous reporting period, measures to protect, manage, and restore habitats were the most frequently reported types of successful action, reported by just under half (28 Parties; 47% of RP) of the Parties to COP15 that responded to this question. The second most frequently reported types of measures were to strengthen species-specific conservation actions, reported by 27 Parties (46% of RP). Species-specific conservation actions included national species assessments, new or improved species action plans, successful reintroduction programs, and recovery of critical breeding or stopover sites for migratory birds. Several Parties reported tangible improvements in the status of a particular species or taxonomic groups. Examples include increasing populations of the Snow Leopard (*Uncia uncia*) and several species of ungulates in Kazakhstan, and the Red-footed Falcon (*Falco vespertinus*) in Hungary.

Other successful actions commonly reported in the triennia included:

- Development of new strategies or policies not solely related to specific species (24 Parties).
  - Emphasis on international and regional cooperation amongst Parties (e.g., development of a listing proposal for gadfly petrels by New Zealand) (23 Parties).
  - Specific measures to combat a range of threats and pressures (22 Parties), including from energy infrastructure projects (10 Parties), tackling illegal take and trade (9 Parties), and the control of invasive species (4 Parties).
  - New or updated domestic legislation designed to improve the level of protection for migratory species (21 Parties).
  - Actions to increase awareness and engagement (18 Parties), including education and community involvement in conservation measures.
  - Research and monitoring of migratory species (17 Parties).
-

## 2. The “greatest difficulties in implementing the Convention” during the reporting period

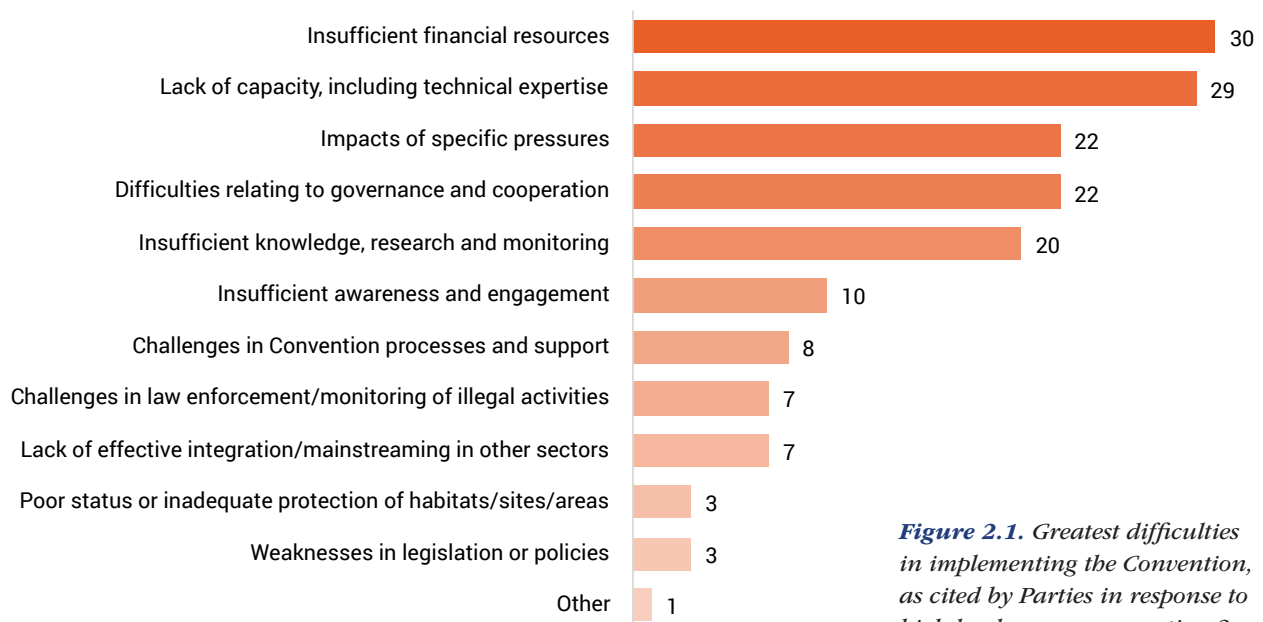
**Response rate:** 53 Parties (90% of RP)

Insufficient financial resources and a lack of capacity (including technical expertise) continue to be the most significant constraints reported by Parties in implementing the Convention (Figure 2.1). Many Parties also highlighted difficulties relating to governance and cooperation, such as weak inter-agency coordination and limited transboundary cooperation, which further hindered effective conservation action. The impacts of specific pressures on migratory species also featured prominently among the list of challenges reported by Parties; the most commonly cited pressures included the effects of climate change, habitat loss and degradation, infrastructure development, and illegal taking/poisoning, among other anthropogenic threats.

Insufficient knowledge, research, and monitoring, were also widely reported, underscoring the need

for improved data collection to bridge existing knowledge gaps on migratory species’ populations, distribution, migration routes, and threats. A smaller number of Parties highlighted challenges relating to Convention processes, including inconsistencies in the interpretation of key Convention definitions, the complexity and volume of Decisions and Resolutions that make prioritization difficult, as well as limited implementation guidance and support.

Taken together, these responses point to several specific areas that could be prioritized within the Convention. Potential areas to focus on could include strengthening knowledge exchange and capacity-building mechanisms, enhancing financial and technical support, and improving policy coherence across sectors to address the cumulative pressures on migratory species.



**Figure 2.1.** Greatest difficulties in implementing the Convention, as cited by Parties in response to high-level summary question 2.

### 3. The “main priorities for future implementation of the Convention”

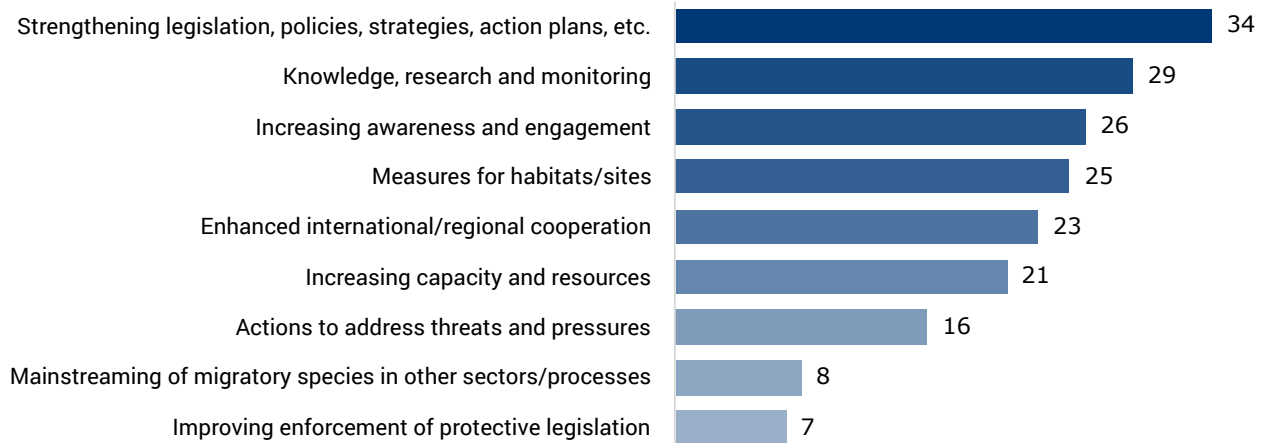
**Response rate:** 57 Parties (97% of RP)

The most widely reported priorities for future implementation focused on strengthening legislation, policies, strategies, and action plans, alongside enhancing knowledge, research, and monitoring (Figure 2.2). These priorities encompass specific aims such as developing and implementing species-specific action plans, conducting population assessments, improving the monitoring of species and habitats, mapping migratory routes, and evaluating existing regulatory and management measures.

Awareness-raising and engagement remain key priorities for Parties, directed toward local communities, private-sector stakeholders, and the general public. Area-based conservation measures were also emphasized, from identifying and protecting critical

sites for migratory species to restoring degraded wetlands, forests, and marine habitats. Only four Parties explicitly mentioned strengthening ecological corridors and migratory pathways, despite connectivity being a core principle of the Convention.

Strengthening technical and enforcement capacity, and supporting community-based monitoring, were also widely reported as essential for effective implementation. Additional priorities include enhancing transboundary cooperation, promoting synergies with other Multilateral Environmental Agreements (MEAs), and integrating CMS objectives into sectoral and cross-cutting processes, including national biodiversity, climate change, and development strategies.



**Figure 2.2.** Main priorities for future implementation of the Convention, as cited by Parties in response to high-level summary question 3.



Vicuña (*Vicugna vicugna*)

# III. Species on the Convention Appendices

Maintaining accurate and up-to-date Range State lists for all CMS-listed species is essential for the effective implementation of the Convention and provides valuable insight into the conservation status of these species. Reliable information on species distributions provides the foundational information for whether a Party must take necessary steps for a particular species as part of its legal obligations. It can also highlight whether species' ranges are contracting or expanding, offering a clearer picture of how current distributions compare with historic ranges. Detecting such changes at the national level can potentially act as an early warning of broader population declines and help track how migratory species adjust their ranges in response to climate change. Gathering information on species' occurrence is therefore a crucial first step towards understanding species' distribution and detecting range expansions and contractions.

In previous reporting cycles, Parties were provided with species occurrence lists for their country for Appendices I and II, based on information held by the CMS Secretariat, and were asked to confirm whether all taxa for which they were listed as a Range State had been correctly identified. In this reporting cycle, the approach was adjusted to focus on a subset of species, as data collected from earlier cycles had not yet been fully analyzed<sup>2</sup>. Parties were therefore asked to confirm the same information, but only for Appendix II bird species listed in the Annex to Resolution 14.19.

Fifty Parties (85% of RP) submitted a response to this question. Twenty-seven Parties (46% of RP) confirmed that the species list for their country was correct. Two Parties did not provide a direct response as to whether the species list was correct, but indicated in follow-up questions that updates were needed, although one did not specify for which species this applied to. The remaining 21 Parties reported that amendments to the species occurrence list were needed, however, the answers provided by four of these Parties matched existing CMS data, resulting in no changes. In total, amendments (adding or removing taxa from the species occurrence list or editing their status as extirpated, introduced, vagrant, or occurrence uncertain) were reported for 24 Appendix II bird species.

The information provided by Parties will inform the refinement of the species distribution lists held by the CMS Secretariat and enable the relevant databases to be updated (Species List at the CMS website and [Species+](#)), where appropriate.



Jaguar (*Panthera onca*)

Adobe Stock | #299016827

<sup>2</sup> CMS COP15 Document 29.2 on Maintaining lists of species included in the CMS Appendices contains the preliminary results of a review of Range State information for CMS listed species and provides advice on a procedure for long-term regular management of the species data.

## IV. Legal prohibition of the taking of Appendix I species

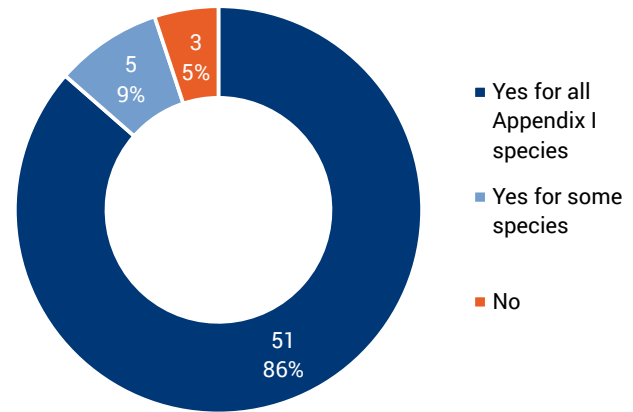
### *Is the taking of Appendix I species prohibited by national or territorial legislation in accordance with CMS Article III(5) (Q.IV.1)*

**Response rate:** 59 Parties (100% of RP)

More than four-fifths of reporting Parties (51 Parties; 86% of RP) stated that taking was prohibited for all Appendix I species within their country (Figure 4.1). Three Parties (Somalia, Yemen, and Zimbabwe) reported that there was no legislation prohibiting such taking in their country. Of these three Parties, Yemen and Zimbabwe were among two of the three Parties that reported having no legislation in place during the

previous reporting period; Mozambique also previously reported having no legislation in place, but did not submit a National Report in this reporting period).

Five Parties reported that taking of Appendix I species was prohibited for only some species. No Parties reported having species protections for only specific parts of the country, or particular territories.



**Figure 4.1.** Number of Parties that reported that taking of Appendix I species is prohibited by national or territorial legislation in accordance with CMS Article III(5).

### *Where the taking of all Appendix I species is not prohibited and the reasons for exceptions in Article III(5) do not apply, are steps being taken to update existing legislation or develop new legislation to prohibit the taking of all relevant species? If 'yes', at what stage of development is the legislation? (Q.IV.3)*

**Response rate:** 7 Parties (88% of the 8 Parties to which this question applied)

In response to Q.IV.1, eight Parties indicated that legislation was not in place to prohibit taking for all Appendix I species, by either answering 'Yes for some species' (five Parties) or 'No' (three Parties). Of these eight Parties:

- Five Parties reported that steps were being taken to develop such legislation, which would bring them in-line with Article III(5) of the Convention, including:
  - three Parties that reported having legislation in place for some Appendix I species; in these three cases, the existing implementing legislation was either being revised (Montenegro, Uzbekistan) or fully drafted and under consideration for adoption (Central African Republic)
  - two Parties that stated that they had no legislation in place but reported that legislation was either being drafted (Somalia) or 'being considered' (Yemen).
- Two Parties (Liberia and Zimbabwe) indicated that no steps had been taken to update existing legislation or develop new legislation (in response to Q.IV.1, Liberia indicated that taking had been prohibited for 'some species').
- One Party (Cook Islands) did not provide a response to the question.

**Where the taking of Appendix I species is prohibited by national legislation, have any exceptions been granted to the prohibition during the reporting period? If 'yes', which reasons (among those in CMS Article III(5) (a)-(d)) justify the exception. (Q.IV.2)**

**Response rate:** 49 Parties (88% of the 56 parties for which this question applied).

Of the 56 Parties that stated that taking was prohibited for some or all Appendix I species within their jurisdiction, nine Parties reported that exceptions had been granted to the prohibition. Uzbekistan provided a list of species for which exceptions to the provisions may be considered or are allowed, but did not supply details of specific instances of exceptions in the last reporting period. Chile and Spain reported exceptions for particular species, but did not provide any details beyond the reason for the exception, while Central African Republic reported exceptions for particular species due to relevant national legislation not having yet come into force. Australia, Brazil, Germany, Italy, and the United Kingdom provided details of specific cases, with the majority of the exceptions granted by these six Parties involving take for scientific purposes (Table 4.1).



**Table 4.1.** Species for which exceptions to the prohibition of take were granted and the reasons justifying the exception, for those Parties that provided further details. Reasons for exception are those defined in CMS Article (III)5.

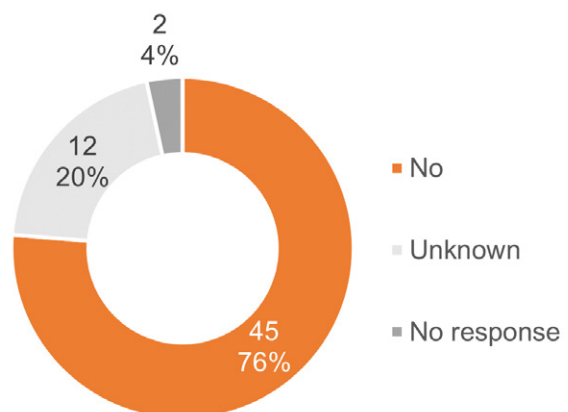
Country	Species (or taxonomic group)	Reasons for exception			
		Scientific purposes (a)	Enhancing propagation or survival (b)	Traditional subsistence use (c)	Extraordinary circumstances (d)
Australia	Marine turtles			✓	
Brazil	Arrau Turtle ( <i>Podocnemis expansa</i> )	✓		✓	
	Brazilian Free-tailed Bat ( <i>Tadarida brasiliensis</i> )	✓			
Chile	Andean Flamingo ( <i>Phoenicoparrus andinus</i> )	✓			
	James's Flamingo ( <i>Phoenicoparrus jamesi</i> )	✓			
	Brazilian Free-tailed Bat ( <i>Tadarida brasiliensis</i> )	✓			
	Rufa Red Knot ( <i>Calidris canutus rufa</i> )	✓			
	Peruvian Tern ( <i>Sternula lorata</i> )	✓			
Germany	Common Sturgeon ( <i>Acipenser sturio</i> )	✓	✓		
Italy	Ferruginous Duck ( <i>Aythya nyroca</i> )	✓			
	Audouin's Gull ( <i>Larus audouinii</i> )	✓			
	European Roller ( <i>Coracias garrulus</i> )	✓			
	Lesser Kestrel ( <i>Falco naumanni</i> )	✓			
	Red-footed Falcon ( <i>Falco vespertinus</i> )	✓			
	Aquatic Warbler ( <i>Acrocephalus paludicola</i> )	✓			

Country	Species (or taxonomic group)	Reasons for exception			
		Scientific purposes (a)	Enhancing propagation or survival (b)	Traditional subsistence use (c)	Extraordinary circumstances (d)
Spain	Common Dolphin ( <i>Delphinus delphis</i> )	✓			
	Balearic Shearwater ( <i>Puffinus mauretanicus</i> )	✓			
	Spanish Imperial Eagle ( <i>Aquila adalberti</i> )	✓			
	White-tailed Sea-Eagle ( <i>Haliaeetus albicilla</i> )	✓	✓		
	Marbled Duck ( <i>Marmaronetta angustirostris</i> )	✓	✓		
	Ferruginous Duck ( <i>Aythya nyroca</i> )		✓		
	Little Bustard ( <i>Tetrax tetrax</i> )	✓			
	Northern Bald Ibis ( <i>Geronticus eremita</i> )	✓	✓		
	Egyptian Vulture ( <i>Neophron percnopterus</i> )	✓	✓		
	White-tailed Sea-Eagle ( <i>Haliaeetus albicilla</i> )	✓	✓		
	European Roller ( <i>Coracias garrulus</i> )	✓			
	Lesser Kestrel ( <i>Falco naumanni</i> )	✓	✓		
	Audouin's Gull ( <i>Larus audouinii</i> )	✓			
	Aquatic Warbler ( <i>Acrocephalus paludicola</i> )	✓			
	Loggerhead Turtle ( <i>Caretta caretta</i> )	✓	✓		
United Kingdom	Green Sea Turtle ( <i>Chelonia mydas</i> )			✓	
	Hawksbill Sea Turtle ( <i>Eretmochelys imbricata</i> )			✓	
	Great Bustard ( <i>Otis tarda</i> )		✓		

***Are any vessels flagged to your country engaged in the intentional taking of Appendix I species outside of your country's national jurisdictional limits? (Q.IV.4)***

**Response rate:** 57 Parties (97% of RP)

While the majority of Parties (76% of RP) confirmed that no vessels flagged to their country had been engaged in intentionally taking Appendix I species outside national jurisdictional limits, one-fifth of reporting Parties indicated that they did not know the answer to this question (Figure 4.2).



**Figure 4.2.** Number of Parties reporting that vessels flagged to their country were intentionally taking Appendix I species outside national jurisdictional limits.

## V. Awareness

*Please indicate the actions that have been taken by your country during the reporting period to increase people's awareness of the values of migratory species, their habitats and migration systems. (Q.V.1)*

**Response rate:** 56 Parties (95% of RP)

Fifty-four Parties (92% of RP) indicated that action had been taken during the reporting period to raise people's awareness of the values of migratory species, their habitats and migration systems. Out of the categories suggested in the survey, 'Press and media coverage' was the most commonly reported, followed by 'Community-based celebrations, exhibitions and other events' and 'Engagement of specific stakeholder groups' (Figure 5.1). This pattern mirrored that observed in

the previous reporting period. Actions reported under 'Other' included training for professionals (fisherman, farmers, park rangers, and authorities), establishing nature clubs, building internet-based information services, and conducting research to improve the general understanding and, subsequently, awareness of migratory species. Only two Parties reported that they had not taken any action to raise awareness during the reporting period.

Press and media coverage 51	Engagement of specific stakeholder groups 46	Interpretation at nature reserves and other sites 40	Special publications 38
Community-based celebrations, exhibitions and other events 46	Campaigns on specific topics 43	Teaching programmes in schools or colleges 34	Other 18

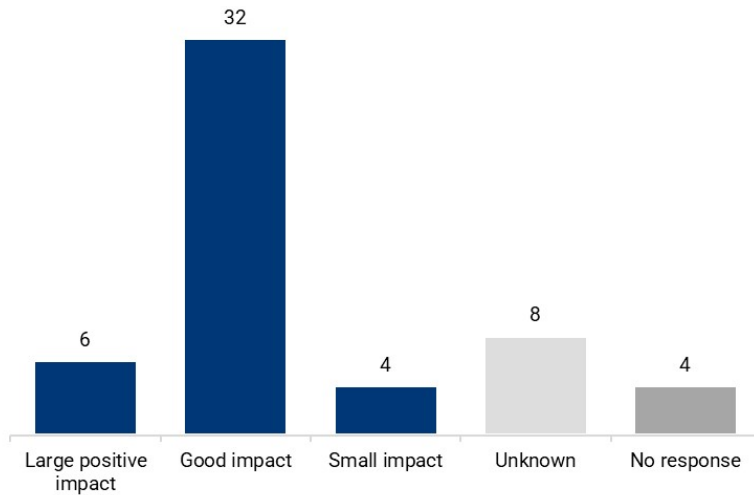
**Figure 5.1.** The number of Parties reporting each type of action to increase people's awareness of the values of migratory species, their habitats, and migration systems.

**Overall, how successful have these awareness actions been in achieving their objectives? (Q.V.3)**

**Response rate:** 50 Parties (93% of RP to which this applied)

The majority of the reporting Parties (32 Parties; 54% of RP) responded that their awareness actions had a good impact, and six Parties responded that their actions had a 'Large positive impact' (Figure 5.2). Out of the Parties

that reported taking awareness actions, only four did not respond to this question, and eight reported an unknown impact.



**Figure 5.2.** Reported success of actions undertaken by Parties to increase people's awareness of the values of migratory species, their habitats, and migration systems.



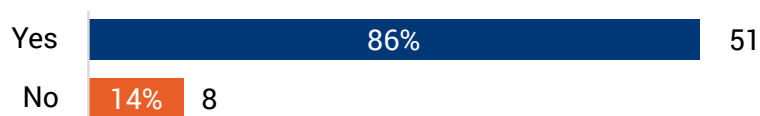
Red-necked Phalarope (*Phalaropus lobatus*)

## VI. Mainstreaming migratory species in other sectors and processes

*Does the conservation of migratory species currently feature in any national or local strategies and/or planning processes in your country relating to development, poverty reduction and/or livelihoods? (Q.VI.1)*

**Response rate:** 59 Parties (100% of RP)

Fifty-one Parties (86% of RP) reported that conservation of migratory species featured in national or local strategies and/or planning processes in their country (Figure 6.1).

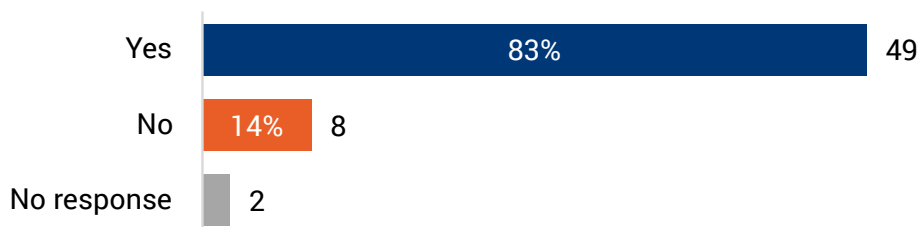


**Figure 6.1.** The number of Parties reporting where migratory species were featured in their national or local strategies and/or planning processes.

*Does your country integrate the 'values of migratory species and their habitats' in any other national reporting processes? (Q.VI.2)*

**Response rate:** 57 Parties (97% of RP)

Forty-nine Parties (83% of RP) stated that the 'values of migratory species and their habitats' have been integrated in other national reporting processes (Figure 6.2).



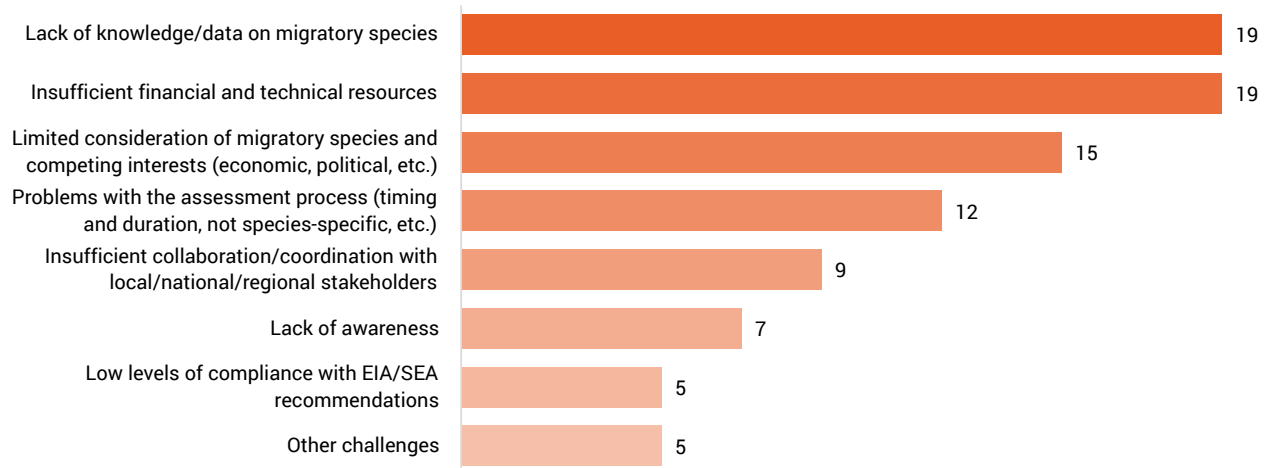
**Figure 6.2.** The number of Parties that reported the integration of the values of migratory species and their habitats in other national processes.

***Are legislation and regulations in your country concerning Environmental Impact Assessments (EIA) and Strategic Environmental Assessments (SEA) considering the possible impediments to migration, transboundary effects on migratory species, and of impacts on migratory patterns and migratory ranges? Please describe any hindrances and challenges to the application of EIA and SEAs with respect to migratory species, lessons learned, and needs for further capacity development. (Q.VI.5)***

**Response rate:** 58 Parties (98% of RP)

Fifty-two Parties (88% of RP) confirmed that considerations relevant to migratory species are reflected in legislation and regulations concerning EIAs and SEAs. Forty-three Parties (73% of RP) described challenges or lessons learnt in relation to

the application of EIAs and SEAs to migratory species. The most frequently reported challenges were a lack of knowledge and scientific data on migratory species, including their distributions and habitat use, and insufficient financial and technical resources (Figure 6.3).



**Figure 6.3.** Challenges or lessons learned reported by Parties in relation to the application of EIAs and SEAs to migratory species (responses were grouped into categories not prompted by the question).



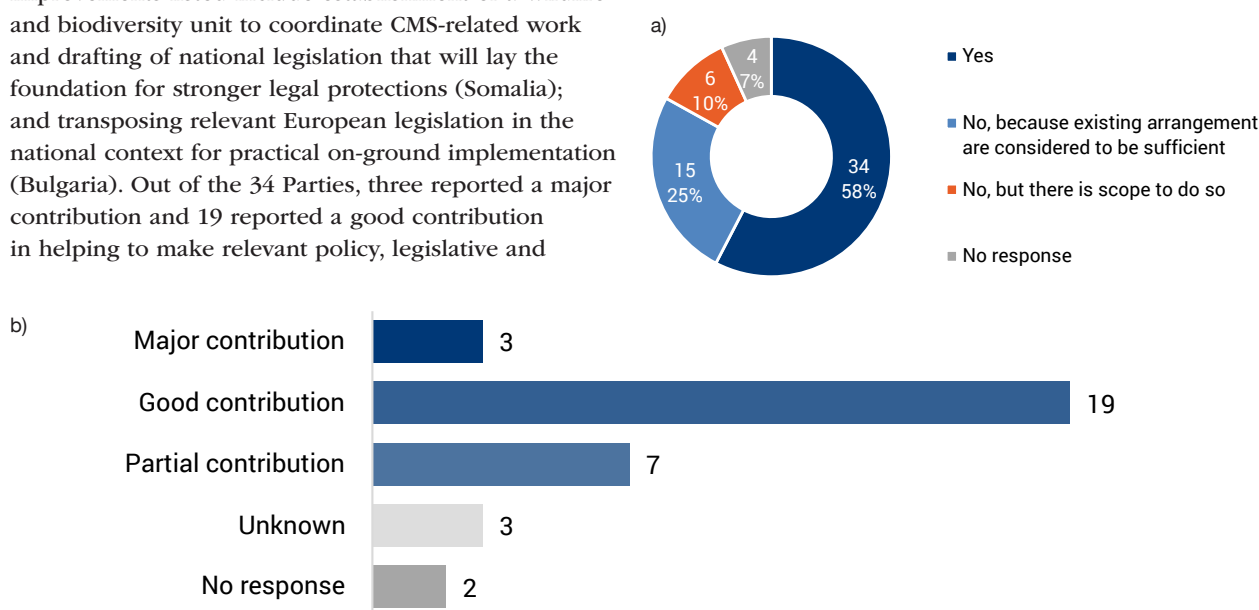
## VII. Governance, policy and legislative coherence

*Have any governance arrangements and agreements affecting migratory species and their migration systems in your country, or in which your country participates, improved during the reporting period? If 'yes', to what extent have these improvements helped to make relevant policy, legislative and implementation processes more coherent, accountable, transparent, participatory, equitable and inclusive? (Q.VII.1)*

**Response rate:** 55 Parties (93% of RP)

Fifteen Parties (25% of RP) reported that their existing governance arrangements and agreements affecting migratory species, and their migration systems, are sufficient. Thirty-four Parties reported an improvement in governance arrangements and agreements during the reporting period (Figure 7.1a), although the additional details provided suggest that some of these instances were unrelated to governance as such. Examples of improvements listed include establishment of a wildlife and biodiversity unit to coordinate CMS-related work and drafting of national legislation that will lay the foundation for stronger legal protections (Somalia); and transposing relevant European legislation in the national context for practical on-ground implementation (Bulgaria). Out of the 34 Parties, three reported a major contribution and 19 reported a good contribution in helping to make relevant policy, legislative and

implementation processes more coherent, accountable, transparent, participatory, equitable and inclusive (Figure 7.1b). Five Parties either responded an 'unknown' contribution or did not respond to this follow-up question. Six Parties indicated that their existing governance arrangements and agreements had not improved during the reporting period, but that there was scope to do so (Figure 7.1a).



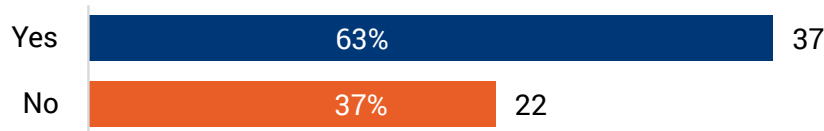
**Figure 7.1.** a) The number of Parties that reported on whether there had been improvements in relevant governance arrangements and agreements during the reporting period; b) for those that answered 'yes' to (a), the contribution of these improvements towards helping make relevant policy, legislative and implementation processes more coherent, accountable, transparent, participatory, equitable and inclusive.

***Has any committee or other arrangement for liaison between different government agencies/ ministries, sectors or groups been established at a national and/or subnational level in your country that addresses CMS implementation issues? (Q.VII.2)***

**Response rate:** 59 Parties (100% of RP)

Thirty-seven Parties (63% of RP) indicated that they have established a committee or other form of liaison between relevant government agencies, ministries,

sectors, or stakeholder groups that address CMS implementation issues (Figure 7.2). Twenty-two Parties do not have a committee or liaison in place.



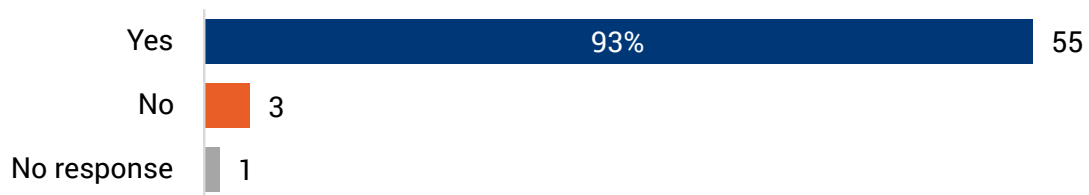
**Figure 7.2.** The number of Parties reporting whether any committee or other arrangements have been established to address CMS implementation issues.

***Does collaboration between the focal points of CMS and other relevant global or regional Conventions take place in your country to develop the coordinated and synergistic approaches described in paragraphs 25-27 of Resolution 11.10 (revised COP14) (Synergies and partnerships) and in paragraph 7 of Resolution 14.3 (Engagement in CBD processes including the Global Biodiversity Framework)? (Q.VII.3)***

**Response rate:** 58 Parties (98% of RP)

Fifty-five Parties (93% of RP) responded 'Yes', indicating that there is collaboration between the focal points of CMS and other relevant Conventions to ensure

coordinated and synergistic approaches (Figure 7.3). Only one Party did not respond to this question.



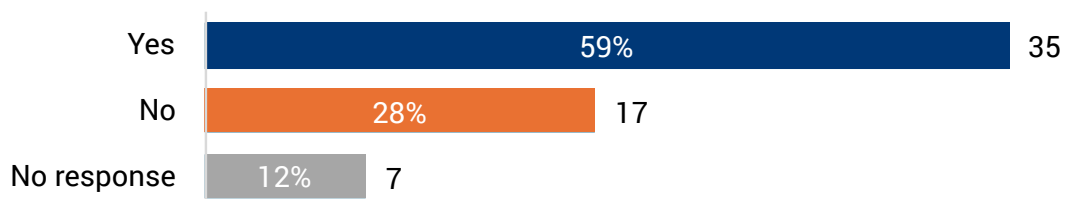
**Figure 7.3.** The number of Parties reporting whether there is collaboration between the focal points of CMS and other relevant conventions.

***Has your country or any jurisdictional subdivision within your country adopted legislation, policies, initiatives or action plans during the reporting period that promote community involvement in conservation of CMS-listed species? (Q.VII.4)***

**Response rate:** 52 Parties (88% of RP)

Thirty-five of the Parties indicated that legislation, policies, initiatives, or actions plans which promote community involvement in conservation of CMS-listed species had been adopted during the reporting period. Commonly, Parties reported implementing species

conservation action plans which involve a degree of community engagement. Seventeen Parties (29% of RP) stated that none had been adopted during the registration period. Seven Parties (12% of RP) did not respond to this question.



**Figure 7.4.** Number of Parties reporting on whether their country has adopted any legislation, policies, initiatives or action plans during the reporting period that promote community involvement in conservation of CMS-listed species.

## VIII. Incentives

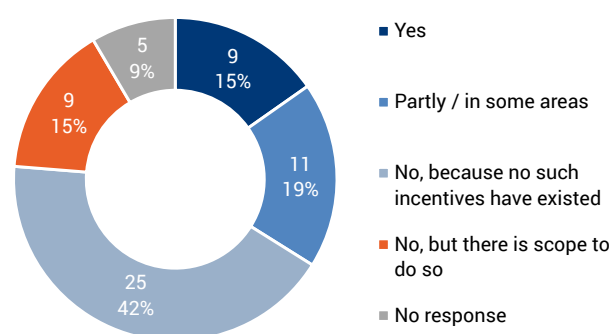
***Has there been any elimination, phasing out or reforming of harmful incentives in your country during the reporting period resulting in benefits for migratory species? If 'yes', 'partly' or 'no, but there is scope to do so', what measures were implemented? (Q.VIII.1)***

**Response rate:** 54 Parties (92% of RP)

Nine Parties (15% of RP) reported making progress in eliminating, phasing out, or reforming harmful incentives (Figure 8.1). A further 11 Parties (19% of RP) stated that they had made progress in some areas. One Party (Eritrea) indicated that no progress had been made, but did not clarify whether there was scope to do so or if no such incentives existed.

During the reporting period, actions to eliminate, phase out or reform harmful incentives were identified in a range of sectors: agriculture, hunting, fisheries, forestry, transport, construction, energy (including renewable energy), and other high-emissions sectors. Several Parties highlighted that reforms to the European Union's Common Agricultural Policy (2023–2027) have contributed to addressing harmful incentives during the reporting period. The Netherlands also mentioned the development and adoption of a standardized methodology to identify and assess public financial incentives harmful to biodiversity (a collaboration with the Organization for Economic Co-operation and

Development (OECD) and CE Delft, as part of their commitment to Target 18 of the Kunming-Montreal Global Biodiversity Framework (KMGBF)



**Figure 8.1.** Number of reporting Parties that reported fully or partly eliminating, phasing out or reforming harmful incentives in their country with resulting benefits for migratory species.

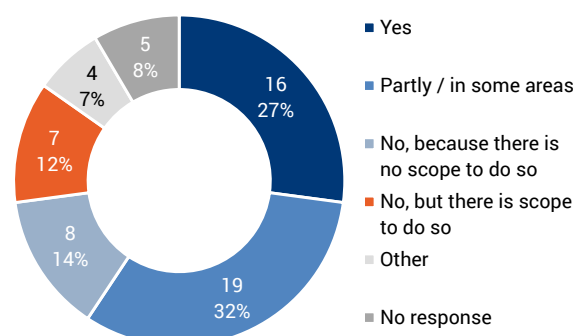
***Has there been development and/or application of positive incentives in your country during the reporting period, resulting in benefits for migratory species? If 'yes' or 'partly/in some areas', what measures were implemented? (Q.VIII.2)***

**Response rate:** 54 Parties (92% of RP)

There were 16 Parties (27% of RP) which indicated that they had developed or applied positive incentives resulting in benefits for migratory species (Figure 8.2). Examples included support for the implementation of sustainable fisheries, biodiversity-friendly land development projects, carbon credit schemes resulting in land restoration and compensation for damage caused by wildlife. Subsidies to promote sustainable fisheries included compensation for artisanal fishers who reported catch and effort data.

There were also a variety of agro-environmental subsidies, including outcome-based compensation following habitat conservation or restoration, or due to the documented presence of migratory species on farm sites. Additionally, Sweden mentioned that a nationwide assessment was carried out to increase the efficiency of its subsidies which promote biodiversity.

Ten Parties indicated that they had not developed or applied positive incentives as there was no scope to do so (Figure 8.2). A further four Parties (Central African Republic, Eritrea, Equatorial Guinea, and Nigeria) responded that they had not developed positive incentives, but did not specify whether or not there was scope to do so.



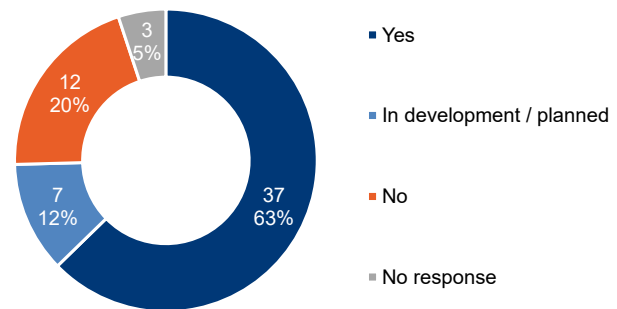
**Figure 8.2.** Number of reporting Parties that reported having developed or applied positive incentives in their country with resulting benefits for migratory species.

# IX. Sustainable production and consumption

*During the reporting period, has your country implemented plans or taken other steps concerning sustainable production and consumption which are relevant for conservation of migratory species? If 'yes' or 'in development/planned', what measures have been planned, developed or implemented, and what evidence exists to show that the intended results of these measures are being achieved? If 'no', what is preventing progress? (Q.IX.1)*

**Response rate:** 56 Parties (95% of RP)

Thirty-seven Parties (63% of RP) indicated that steps concerning sustainable production and consumption relevant to the conservation of migratory species had been taken during the reporting period, and seven Parties (12% of RP) stated that such actions were planned. Twelve Parties (20% of RP) reported that no action had been taken (Figure 9.1).



**Figure 9.1.** Number of reporting Parties that reported having implemented plans or taken other steps concerning sustainable production and consumption.

Among the 37 Parties reporting that steps had been taken or were planned, the most frequently reported types of action were measures to ensure sustainable management of fisheries, regulate (or otherwise promote the sustainability of) the harvest of other species, and promote sustainable agriculture (Table 9.1). Examples of reform in the fishing sector included the promotion of fishery certification, and the development of national and international restrictions on shark

fishing. Harvest regulation included efforts to curb illegal hunting and promoting sustainable hunting programs and quotas. Agricultural sustainability was promoted both through domestic changes as well as efforts to encourage sustainable supply chains overseas. Finally, other efforts to develop sustainable consumption included a scheme by France to work with food suppliers to reduce food waste.

**Table 9.1.** Actions taken or planned concerning sustainable production and/or consumption (categories designed specifically for the analysis, not prompted in the question).

Types of action taken or planned	No. of Parties
Sustainable management of fisheries	11
Regulating harvest or promoting sustainable harvest management for other species	8
Promoting sustainable agriculture	7
Promoting sustainable practices in the wider economy	3
Promoting sustainable tourism	3
Raising public awareness of sustainable consumption	2
Policy measures to reduce plastic waste	2
Promoting sustainable forestry practices	2
Preservation of water resources	2
National sustainability plan/strategy	1

Most responding Parties did not provide evidence showing that the intended results of their implemented measures were being achieved. However, several Parties did mention reporting schemes, either through regular reports and analyses being produced, or through digital platforms monitoring sustainability indicators (described

by Bahrain and Switzerland). Parties reporting barriers to progress on sustainable production and consumption included a lack of resources, funds and technical support, as well as competing political priorities, and challenges in enforcement of legislation.

# X. Threats and pressures affecting migratory species; including obstacles to migration

*Which of the following pressures are having an adverse impact in your country on migratory species included in the CMS Appendices or their habitats? (Q.X.1a)*

**Response rate:** 58 Parties (98% of RP)

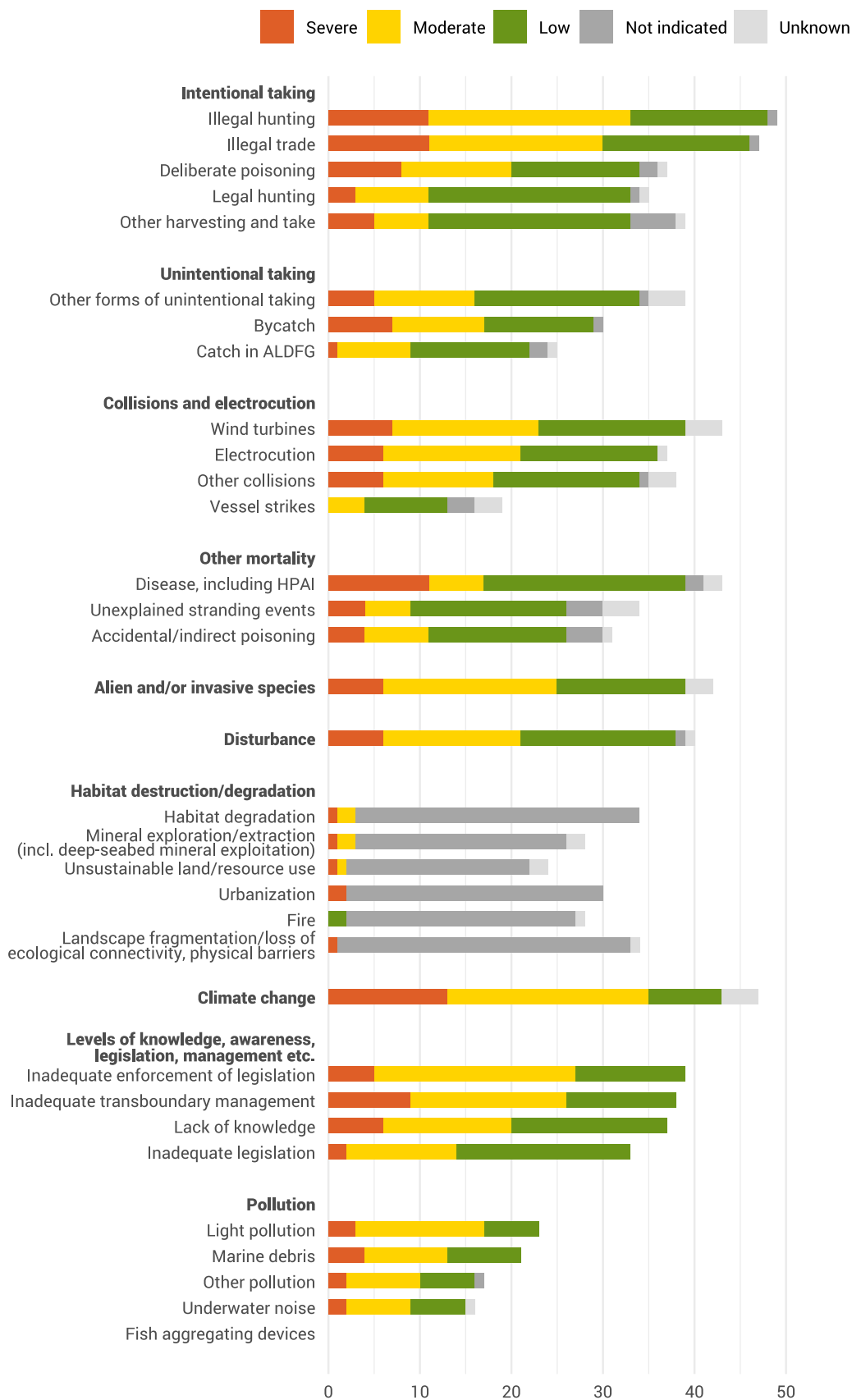
Parties were asked to indicate which of 33 listed pressures<sup>3</sup> were having an adverse impact on migratory species or their habitats in their country and to rank the severity of the impact (low, moderate or severe) (Figure 10.1). As in the previous reporting cycle, the most frequently reported pressures were illegal hunting

(48 Parties) and climate change (47 Parties). The three pressures most frequently ranked as having a severe impact were climate change (13 Parties), illegal hunting and illegal trade (11 Parties each) and disease, including highly pathogenic avian influenza (HPAI) (11 Parties).



Dugong (*Dugong dugon*)

<sup>3</sup> Owing to an error in the questionnaire, responses relating to 'predation' under 'Other mortality' were excluded, as the reliability of the data could not be ensured.



**Figure 10.1.** Number of reporting Parties that considered each pressure to be having an adverse impact on migratory species and its severity. If a Party listed more than one ranking for a given pressure (e.g. 'low to moderate'), only the most severe ranking was counted. (Red = severe, yellow = moderate, green = low, dark grey = threat level otherwise not indicated, light grey = threat level explicitly reported as being unknown). While many Parties did report habitat/degradation as a pressure having adverse impact for migratory species, the severity of the impact was not specified (these responses are therefore shown as 'not indicated' in the figure above).

***What are the most significant advances that have been made since the previous report in countering any of the pressures identified above? (Q.X.1b)***

**Response rate:** 54 Parties (92% of RP)

Fifty Parties (85% of RP) indicated that advances had been made in countering pressures during the reporting period (four Parties responded to the question but indicated that significant advances had not been made).

The most frequently reported types of advances are detailed in Table 10.1. Most advances were focused on tackling intentional taking, climate change, and pollution.

**Table 10.1.** Top three most frequently reported types of significant advances for each of the pressure categories prompted by the question.

Pressure	No. of Parties reporting significant advances	Top three most frequently reported types of advances (no. of Parties)
Intentional taking	41	Enforcement / surveillance (26) Stronger legislation / regulations / polices / plans (25) Awareness / education / engagement (15)
Collisions and electrocution	32	Research / information / knowledge (16) Specific measures to reduce collisions / electrocutions (15) Awareness / education / engagement (15)
Knowledge, awareness, legislation, management, etc.	30	Awareness / education / engagement (14) Research / information / knowledge (12) Stronger legislation / regulations (11)
Bycatch / abandoned, lost or otherwise discarded fishing gear (ALDFG)	30	Deployment of bycatch mitigation tools (11) Legislation / regulations (11) Research / information / knowledge (10) Awareness / education / engagement (10)
Alien / invasive species	28	Targeted control programs (13) Policies / plans / strategies / guidelines (13) Research / information / knowledge (12)
Pollution	28	Policies / plans / strategies / guidelines (18) Awareness / education / engagement (13) New legislation / regulations (12)
Climate change	26	Steps to mitigate or adapt to climate change impacts (20) Engagement with other MEAs (e.g., CBD, UNFCCC) (8) Policies / plans / strategies / guidelines (10)
Other mortality	26	Disease (including HPAI) control measures (10) Measures to tackle illegal poisoning (8) Protecting vulnerable species from native/non-native predators (5)
Habitat destruction / degradation	24	Habitat restoration / habitat management projects (11) Policies / plans / strategies / guidelines (9) Designation of new protected areas (7)
Disturbance / disruption	21	Site management to reduce disturbance (11) Policies / plans / strategies / guidelines (7) Environmental impact assessments / spatial planning & Enforcement / surveillance (7)

***What are the most significant negative trends since the previous report concerning the pressures identified above? (Q.X.1c)***

**Response rate:** 48 Parties (81% of RP)

Significant negative trends in at least one type of pressure were reported by 37 Parties (63% of RP). Similar to the previous reporting period, among the pressure categories prompted by the question, negative trends related to climate change were the most frequently mentioned (identified by 18 Parties; 31%), followed by habitat destruction and/or degradation (17 Parties; 29%), collisions and electrocutions (16 Parties; 27%) and intentional taking (15 Parties; 25%).

Climate-related threats emerged as a driver of significant negative trends in some of the other pressure types, including habitat/loss degradation (e.g. drought, heatwaves and increased incidence of fires) and collisions/electrocutions. Nine Parties additionally noted negative trends in mortality associated with disease outbreaks, particularly Highly Pathogenic Avian Influenza (HPAI). Parties highlighted HPAI as having caused substantial mortality among wild bird populations, especially migratory waterbirds and seabirds, with impacts recorded across multiple flyways.

***During the reporting period, has your country adopted new legislation or other domestic measures in response to CMS Article III(4)(b) specifically addressing obstacles to migration? (Q.X.2)***

**Response rate:** 45 Parties (76 % of RP)

Nineteen Parties (32 % of RP) stated that they had adopted new legislation or other domestic measures during the reporting period to address obstacles to migration. Of these Parties, only five described

measures and legislation that had explicitly taken place within the reporting period, whilst five others only described actions outside of the reporting period.



Straw-coloured Fruit Bat (*Eidolon helvum*)

# XI. Conservation status of migratory species

*What (if any) major changes in the conservation status of migratory species included in the CMS Appendices (e.g. national Red List category changes) have been recorded in your country during the reporting period? (Q.XI.1)*

**Response rate:** 33 Parties (56% of RP)

Thirty-three Parties (56% of RP) responded to this question, providing information on the conservation status of 85 CMS-listed taxa. Several Parties described national conservation actions, monitoring activities or management programs, focusing on the status of individual species rather than explicitly reporting changes in status during the reporting period. Seventeen Parties (29% of RP) reported an improvement or deterioration in the conservation status of one or more CMS species, while seven Parties reported stability or no change. The information provided included changes in status category (e.g. a national Red List conservation status assessment), observed population increases or decreases (based on scientific assessments or non-scientific observations), and new breeding records. Two Parties reported the first national record or assessment of a species in their country, while two Parties confirmed or reconfirmed localized species extinctions, primarily among fish taxa.

The data submitted by Parties provide a partial snapshot of explicitly reported recent changes in conservation status for 38 CMS-listed species in a limited number of countries (Table 11.1). Improvements outweighed declines for the handful of terrestrial mammals, birds and reptiles reported, with several Parties noting population increases, ongoing

reintroduction programs, or a downlisting in national Red Lists. Examples include improvements in the conservation status of Loggerhead Sea Turtle (*Caretta caretta*) in Israel and Italy, Mountain Gazelle (*Gazella gazella*) in the United Arab Emirates, and White-tailed Sea-Eagle (*Haliaeetus albicilla*) in France and Norway. Conversely, declines were reported for several aquatic mammals including Sperm Whale (*Physeter macrocephalus*) in New Zealand, bats such as Daubenton's Bat (*Myotis daubentonii*) in Denmark and fish, including Tope Shark (*Galeorhinus galeus*) in Germany and Sweden, and Guianian River Dolphin (*Sotalia guianensis*) in Brazil.

As in previous reporting cycles, given the variation in the approaches used to evaluate conservation status among Parties, combined with the relatively small number of species and Parties for which data are provided, the information reported in response to this question cannot provide a robust basis for understanding trends in the conservation status of CMS-listed species. Although responses to this question would ideally help to signal emerging trends in conservation status, they are likely to be biased towards regularly monitored taxa. A more systematic assessment (e.g. of changes in IUCN Red List status) would be needed to provide a more robust picture of changes in conservation status at the national level.

**Table 11.1.** The number of Parties reporting changes in the conservation status CMS-listed species, and the number of taxa to which these changes relate, by taxonomic group.

Taxonomic Group	No. of Parties		No. of taxa	
	Status improved	Status deteriorated	Status improved	Status deteriorated
Terrestrial mammals (excl. bats)	4	1	5	1
Aquatic mammals	4	3	5	6
Bats	1	3	2	4
Birds	5	3	7	5
Reptiles	2	0	2	0
Fish	1	3	1	3
Insect	-	-	-	-

**Note:** Bold type indicates the larger of the two numbers in each pair of columns where applicable, for ease of reference. Some changes relate to a subspecies rather than a whole species. Bird species in Appendix II higher listings (aggregated family or genera listings) and not listed individually in Appendix I, were excluded from the analysis if the species was not listed in the Annex to Resolution 14.19.

## XII. Cooperating to conserve migration systems

*During the reporting period, has your country participated in the implementation of Concerted Actions under CMS (as detailed in Resolution 12.28 (Rev.COP14)) to address the needs of relevant migratory species)? (Q.XII.3)*

**Response rate:** 50 Parties (85% of RP)

Twenty-six Parties (44% of RP) indicated that they had participated in the implementation of Concerted Actions to address the needs of relevant migratory species. Additionally, in the further details provided, a number of Parties outlined general collaboration activities

relating to listed taxa for which Concerted Actions were in place for the previous intersessional period. Twelve Concerted Actions were active at the time of writing<sup>4</sup> relating to 13 species or groups of species, with five of these explicitly mentioned in the responses (Table 12.1).

**Table 12.1.** Concerted Action taxa referred to in the reports to COP15.

Taxonomic group	Species	Reporting Party
Aquatic mammals	La Plata River Dolphin ( <i>Pontoporia blainvillei</i> )	Brazil
	Humpback Whale ( <i>Megaptera novaeangliae</i> )	United Arab Emirates
Birds	Antipodean Albatross ( <i>Diomedea antipodensis</i> )	Australia
		New Zealand
Fish	Common Guitarfish ( <i>Rhinobatos rhinobatos</i> )	Israel
	Bottlenose Wedgefish ( <i>Rhynchobatus australiae</i> )	United Arab Emirates

<sup>4</sup>Also known as the Franciscana.



Humpback Whale (*Megaptera novaeangliae*)

Lars von Ritter Zahony / Ocean Image Bank

<sup>4</sup> Sourced from: <https://www.cms.int/documents/concerted-actions>. Accessed: October 2025.

***Have any other steps been taken which have contributed to enhancing cooperation on the conservation of migratory species in ways that fully reflect a migration systems approach? (Q.XII.4)***

**Response rate:** 48 Parties (81% of RP).

Nearly half the reporting Parties (29 Parties, 46% of RP) indicated other steps that had been taken to enhance cooperation on the conservation of migratory species. The following activities were reported by Parties:

- Participation in the implementation of:
  - **CMS Agreements:** African-Eurasian Migratory Waterbird Agreement (AEWA), the Agreement on the Conservation of Albatrosses and Petrels (ACAP), and the Agreement on the Conservation of Small Cetaceans of the Baltic, North East Atlantic, Irish and North Seas (ASCOBANS).
  - **Memoranda of Understanding (MOUs):** e.g., Migratory Birds of Prey (Raptors), Bukhara Deer, Dugong, and the Monk Seal in the Atlantic, IOSEA Marine Turtles.
  - **Special Species Initiatives and species Action Plans:** including the Central Asian Mammals Initiative (CAMI), African-Eurasian Migratory Landbirds Action Plan (AEMLAP), as well as several existing International **Single Species Action Plans** (e.g., Sooty Falcon (*Falco concolor*), Angelshark (*Squatina squatina*), Bukhara Deer (*Cervus elaphus bactrianus*), Greater White-fronted Goose (*Anser albifrons*), and North-East Atlantic Common Dolphin (*Delphinus delphis*) developed by ASCOBANS, and other Action Plans under development for the European Eel (*Anguilla anguilla*) and the Steppe Eagle (*Aquila nipalensis*).
- Engagement in collaborative **International Task Forces**, including the Intergovernmental Task Force on Illegal Killing, Taking and Trade of Wild Birds in the Mediterranean (MIKT), the Energy Task Force, and the Northern Indian Ocean Marine Turtle Task Force established under the IOSEA Marine Turtle MOU. Several Parties hosted or supported flyway initiatives such as the Americas Flyways Task Force and the East Asian–Australasian Flyway Partnership.
- **Regional and transboundary collaboration** for the conservation of migratory species through engagement in Regional Fisheries Management Organizations (RFMOs) or the participation in initiatives such as the Wadden Sea Trilateral Cooperation; transboundary initiative between Ethiopia, Kenya, Somalia, and South Sudan for ecosystem conservation and combatting transboundary illegal wildlife take; a collaborative effort between Brazil, Argentina, Uruguay and other international partners for the conservation of the Southern Right Whale (*Eubalaena australis*); and Global Snow Leopard and Ecosystem Protection Program (GSLEP).

- Engaging with under other **multilateral environmental agreements relevant to migratory species conservation**, such as the International Whaling Commission (IWC), the Convention for the Protection of the Marine Environment of the North-East Atlantic (the 'OSPAR Convention') and the Commission on the Conservation of Antarctic Marine Living Resources (CCAMLR).
- Cooperation on adaptive sustainable use and management of species or species groups, such as the development of adaptive management plans for hunted species, and participation in the AEWA European Goose Management Platform (EGMP).
- Involvement in **research, monitoring, and knowledge sharing**, including through bilateral engagement between countries, via coordinated surveys of whales, seabirds, turtles, and sharks, and the development of situation analyzes for flyways to guide priority-setting and conservation planning.



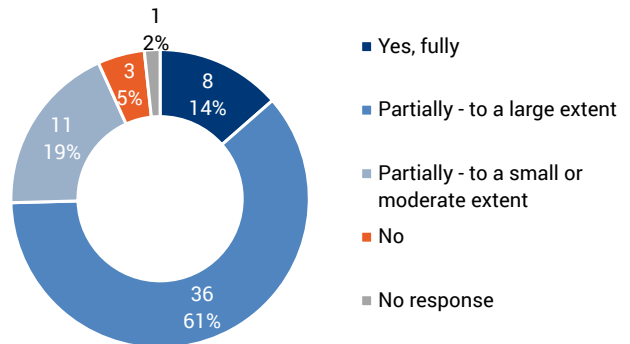
Sooty Falcon (*Falco concolor*)

# XIII. Area-based conservation measures

## Have critical habitats and sites for migratory species been identified (e.g. by an inventory) in your country? (Q.XIII.1a)

**Response rate:** 58 Parties (98% of RP)

Eight Parties (14% of RP) indicated that critical habitats and sites for migratory species had been fully identified in their country (Figure 13.1), and 47 Parties (80% of RP) indicated that these sites had been partially identified, to a large (36 Parties) or small/moderate (11 Parties) extent (Figure 13.1).



**Figure 13.1.** Number of reporting Parties that have fully or partially identified critical habitats and sites for migratory species in their country.

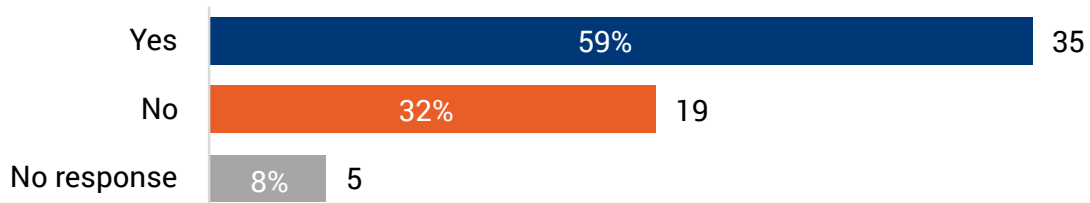
## What are the main gaps and priorities to address, if any, in order to achieve full identification of relevant critical habitats and sites? (Q.XIII.1b)

Among the 47 Parties that had not fully identified critical habitats or sites, nine Parties highlighted the need for additional scientific data and research to address key knowledge gaps, particularly for marine and freshwater ecosystems and understudied taxa such as aquatic mammals, freshwater fish, sharks and rays, and bats. Limited technical, financial and human capacity was widely reported by 15 Parties as

a major constraint to updating national inventories and conducting long-term monitoring. Other commonly reported priorities included strengthening cross-sectoral coordination, enhancing monitoring and data-sharing frameworks, and conserving protected areas and other key habitats and sites such as ecological corridors, stopover sites and flyways to improve connectivity.

## Has your country adopted any new legislation or other domestic measures in the reporting period in response to CMS Article III(4) (a) (“Parties that are Range States of a migratory species listed in Appendix I shall endeavor ... to conserve and, where feasible and appropriate, restore those habitats of the species which are of importance in removing the species from danger of extinction”)? (Q.XIII.3)

**Response rate:** 55 Parties (92% of RP)



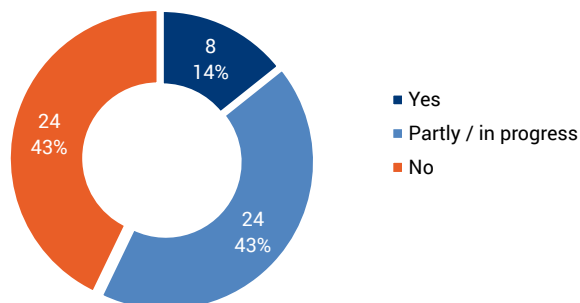
**Figure 13.2.** Number of reporting Parties that have adopted legislation or other domestic measures in response to CMS Article III(4) (a).

## XIV. Ecosystem services

*Has any assessment of ecosystem services associated with migratory species been undertaken in your country since the last reporting? (Q.XIV.1)*

**Response rate:** 56 (95% of RP)

Only eight Parties reported undertaking an assessment of ecosystem services associated with migratory species since the last reporting (Figure 14.1). Twenty-four Parties reported having an assessment in progress, and a further 24 reported having not carried out an assessment.



**Figure 14.1.** Number of reporting Parties that had assessed ecosystem services associated with migratory species.



Daubenton's Bat (*Myotis daubentonii*)

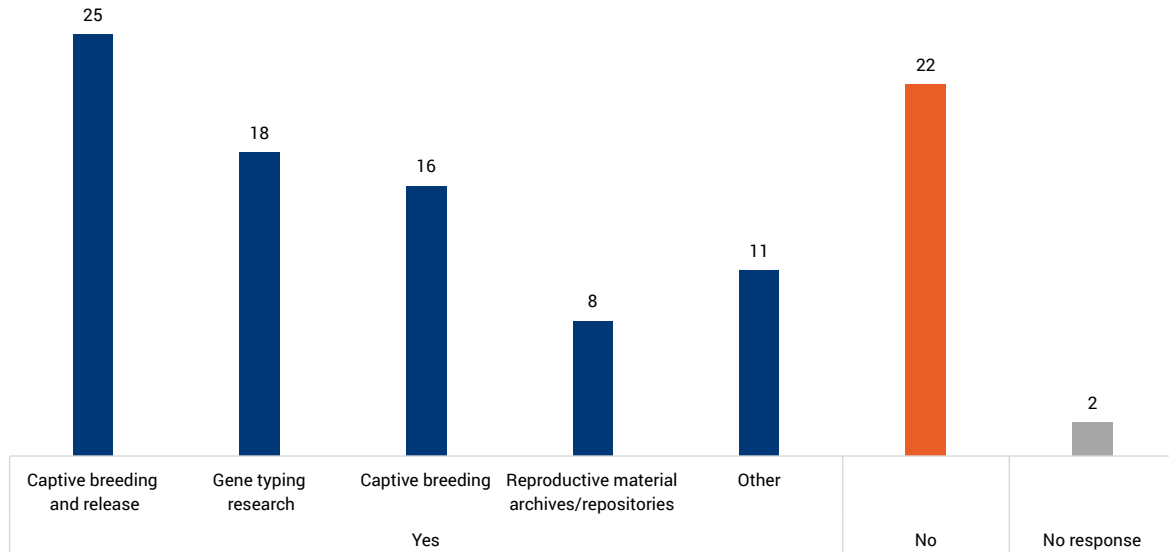
## XV. Safeguarding genetic diversity

*Are strategies of relevance to migratory species being developed or implemented to minimize genetic erosion of biodiversity in your country? (Q.XV.1)*

**Response rate:** 57 (97% of RP)

All reporting Parties except two responded to this question. Of the 35 Parties that had developed or implemented strategies, the most commonly reported strategy was 'captive breeding and release' (25 Parties),

followed by gene typing research (18 Parties) (Figure 15.1). Twenty-two Parties stated that they had not developed or implemented any strategies to minimize the genetic erosion of biodiversity in their country.



**Figure 15.1.** Whether strategies are being developed or have been implemented by Parties to minimize genetic erosion of biodiversity in their country, and the type of strategy where applicable.



Long-tailed Duck (*Clangula hyemalis*)

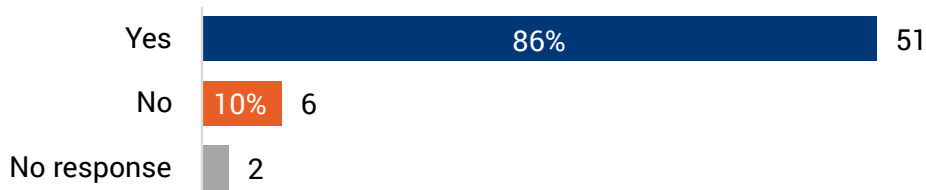
# XVI. National Biodiversity Strategies and Action Plans

*Does your country's National Biodiversity Strategy or Action Plan (NBSAP), or other relevant plans or strategies used in your country, explicitly address obligations under CMS, priorities for the conservation and management of migratory species, their habitats and migration systems, and ecological connectivity? (Q.XVI.1)*

**Response rate:** 57 (97% of RP)

Fifty-one Parties reported that their country's NBSAP or other relevant plans or strategies explicitly address obligations under CMS and priorities for the

conservation and management of migratory species, their habitats and migration systems, and ecological connectivity.



**Table 16.1.** The response of reporting Parties on whether their country's National Biodiversity Strategy or Action Plan (NBSAP) or other relevant plans address obligations under CMS.



Hawksbill turtle (*Eretmochelys imbricata*)

# XVII. Traditional knowledge, innovations and practices of indigenous and local communities

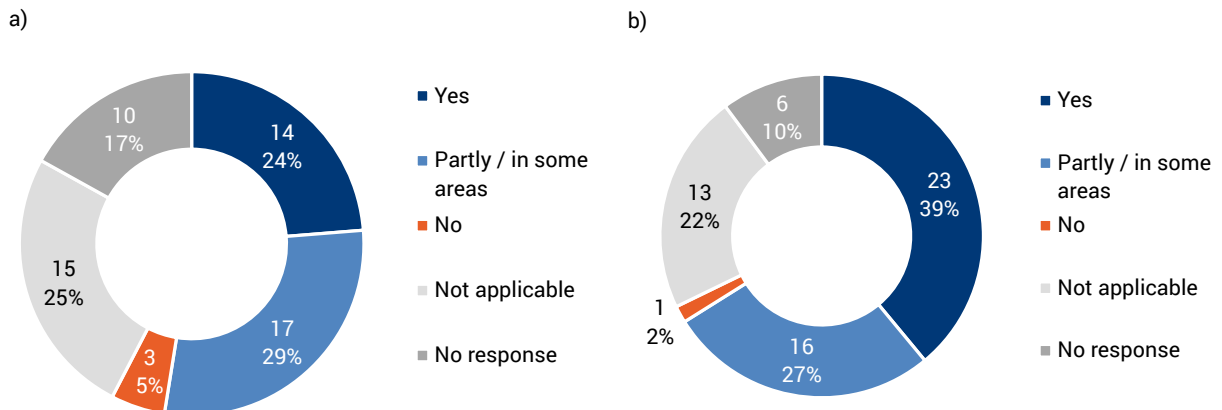
*During the reporting period, have actions been taken in your country to foster consideration for the traditional knowledge, innovations and practices of indigenous and local communities that are relevant for the conservation and sustainable use of migratory species, their habitats and migration systems? (Q.XVII.1)*

*During the reporting period, have actions been taken in your country to promote and foster effective participation and involvement of indigenous and local communities in the conservation and sustainable use of migratory species, their habitats and migration systems? (Q.XVII.2)*

**Response rate:** 49 Parties for XVII.1 and 53 Parties for XVII.2 (83% and 90% of RP respectively)

Actions to foster consideration of traditional knowledge, innovations and practices of indigenous and local communities, and/or to promote and foster their effective participation, were reported by over half of reporting Parties (53% and 66%, for questions XVII.1 and XVII.2, respectively) (Figure 17.1). For both metrics, this represents a slight increase on the previous

reporting period, suggesting an increased emphasis on traditional knowledge. Seventeen different Parties responded that the question was not applicable in their country (to either Q.XVII.1 or Q.XVII.2), specifying that this was because Indigenous Peoples and Local Communities as defined by the convention were not present in their territory.



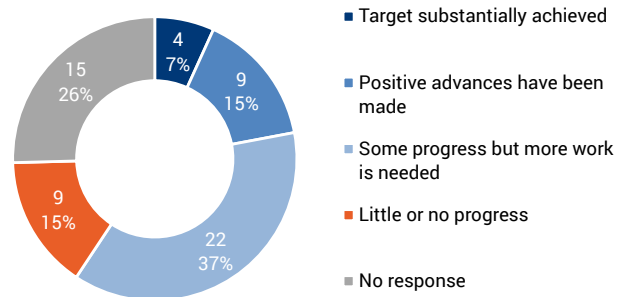
**Figure 17.1.** Number of reporting Parties that had taken actions a) to foster consideration for traditional knowledge, innovations and practices of indigenous and local communities, and b) to promote and foster effective participation of indigenous and local communities.

***How would you rank progress since the previous report in your country in the area of traditional knowledge innovations and practices of indigenous and local communities relevant for the conservation and sustainable use of migratory species? (Q.XVII.3)***

**Response rate:** 44 Parties (75% of RP)

Thirty-one Parties (53% of RP) indicated that more work was needed or that little or no progress had been made in the area of traditional knowledge innovations and practices of indigenous and local communities relevant to migratory species (Figure 17.2). Among the reasons cited for the lack of progress were the lack of personnel, budget and equipment to meet these goals.

**Figure 17.2.** Progress reported by Parties in the area of traditional knowledge innovations and practices of indigenous and local communities relevant to migratory species.



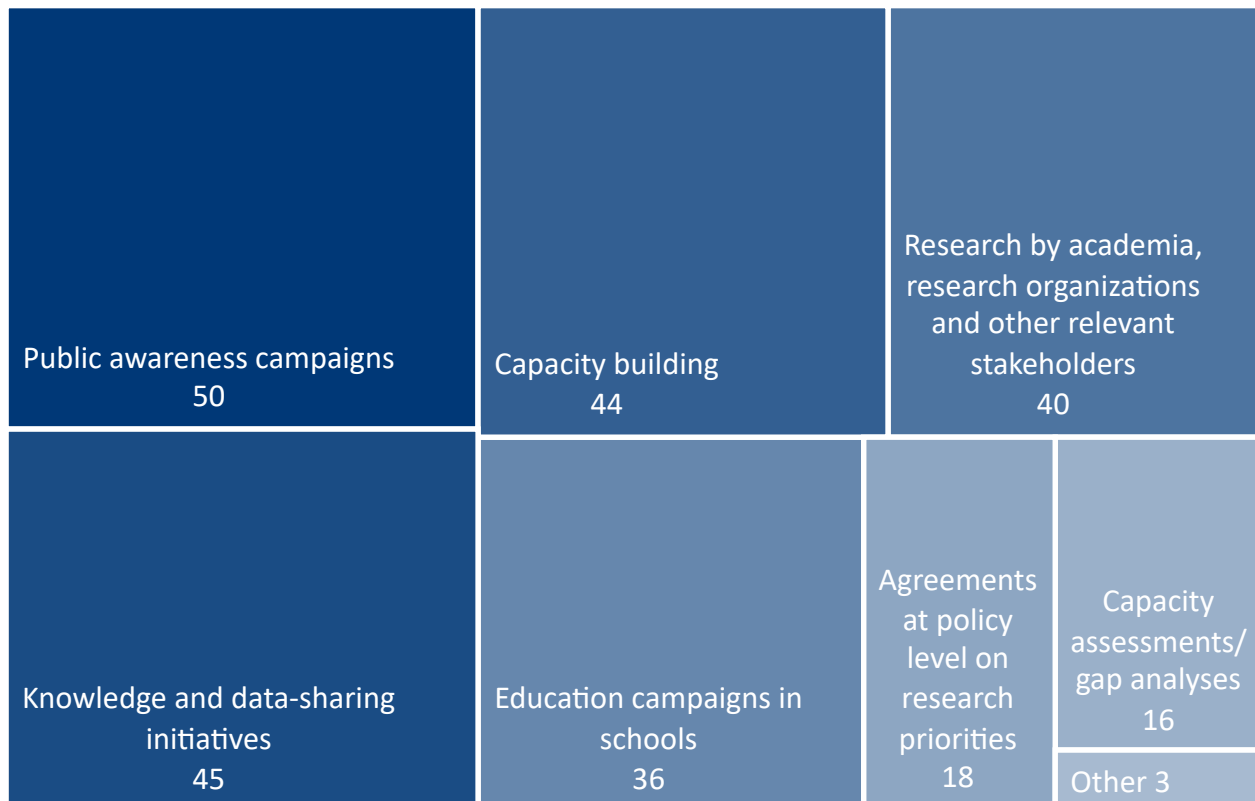
# XVIII. Knowledge, data and capacity-building

*During the reporting period, which steps taken in your country have contributed to the achievement of the results defined in the area of knowledge, data and capacity building? (Q.XVIII.1)*

**Response rate:** 57 Parties (97% of RP)

All of the 57 responding Parties stated that steps were being taken in their country to contribute to the achievement of the results defined in the area of knowledge, data and capacity building. Most commonly, Parties reported actions of 'Public awareness campaigns', 'Knowledge and data sharing initiatives',

and 'Capacity building' activities (Figure 18.1). Where Parties selected 'Other', their reported activities include the preparation and update of IUCN Red Lists of Threatened Species, and species monitoring and observation programs.



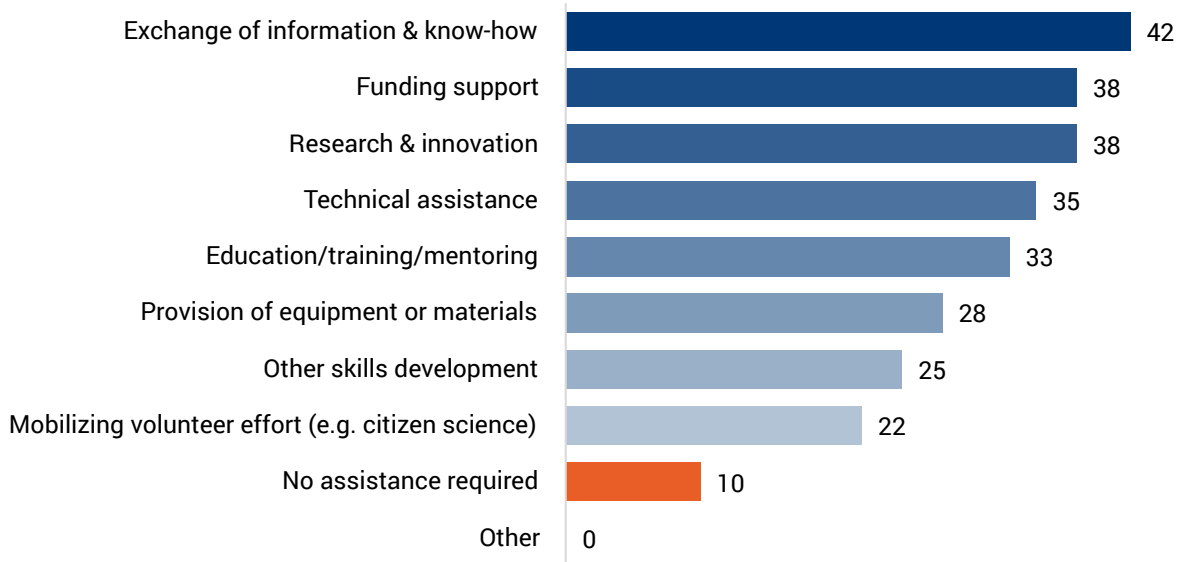
**Figure 18.1.** Activities undertaken by Parties in the current reporting period that have contributed to the achievement of the results defined in the area of knowledge, data and capacity building.

**What assistance (if any) does your country require in order to build sufficient capacity to implement its obligations under the CMS and relevant Resolutions of the COP? (Q.XVIII.3)**

**Response rate:** 56 Parties (95% of RP)

Of the suggested categories of assistance (Figure 18.2) that Parties may require to build sufficient capacity to implement their obligations under the Convention, the most commonly selected category was ‘Exchange of information and know-how’, which was selected by

42 Parties as a useful form of assistance (Figure 18.2). All of the suggested categories of assistance were identified as useful by at least 22 Parties. Ten Parties (17% of RP) stated that they did not require assistance to build sufficient capacity to implement their obligations.



**Figure 18.2.** Types of assistance identified by Parties as required to build sufficient capacity to meet their obligations under the CMS.



Red-breasted Goose (*Branta ruficollis*)

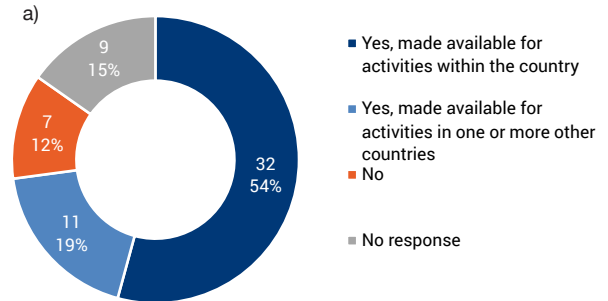
# XIX. Resource mobilization

*During the reporting period, has your country made financial or other resources available for conservation activities specifically benefiting migratory species? (Q.XIX.1)*

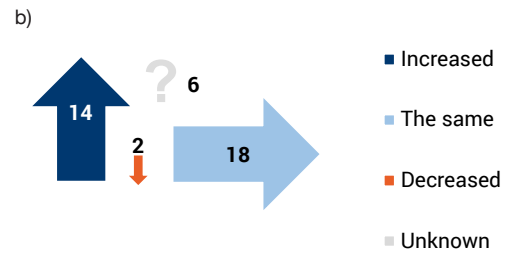
**Response rate:** 50 Parties (85% of RP)

Forty-three Parties (73% of RP) indicated that they had made financial or other resources available for conservation activities specifically benefiting migratory species within their country and/or in one or more other countries (Figure 19.1a).

Of these, only 14 Parties (24% of RP) reported that overall levels of resourcing had increased compared to the previous reporting period, while two Parties reported that levels had decreased (Figure 19.1b).



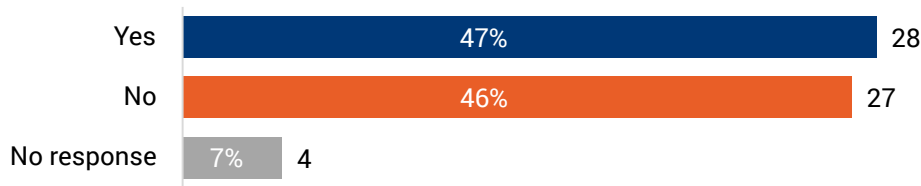
**Figure 19.1.** Number of Parties that reported a) having made financial or other resources available for conservation activities benefiting migratory species, and b), for those that indicated ‘yes’, changes in the level of resources (four Parties did not respond to the follow-up question about changes in the level of resourcing).



Snowy Owl (*Bubo scandiacus*)

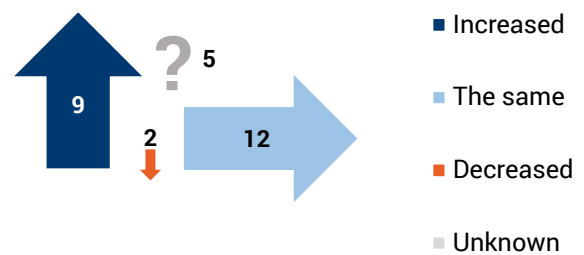
**During the reporting period, has your country received financial or other resources for conservation activities specifically benefiting migratory species? (Q.XIX.2)**

Response rate: 55 Parties (93% of RP)




**Figure 19.2.** Number of Parties that have received financial or other resources for conservation activities specifically benefiting migratory species, during the reporting period.

Of the 28 Parties (47% of RP) that indicated that they had received resources for conservation activities specifically benefiting migratory species (Figure 19.2), nine Parties reported that overall levels of resourcing had increased compared to the previous reporting period, whereas only two reported a decrease (Figure 19.3). Of the categories prompted in the question, non-governmental organizations were the primary source of these resources, followed by other intergovernmental programs (Figure 19.4).



**Figure 19.3.** Reported trends in levels of resourcing received by Parties for migratory species conservation, compared to the previous reporting period.



**Figure 19.4.** The sources of financial and/or other resources received by Parties.  
 \* Denotes 'Multilateral Investment Bank'.

# Conclusion

Parties that submitted CMS National Reports are thanked for the considerable effort invested in completing the questionnaire. Collectively, these responses provide valuable insights into national

implementation of the Convention and offer a snapshot of actions taken, achievements, challenges, and priorities for the conservation of migratory species globally.

## Key reported challenges and successes in implementing the Convention and priorities for future implementation

---

Parties have reported progress across multiple areas. Achievements highlighted by reporting Parties include strengthened legislation policy and strategy development, measures to protect, manage, and restore habitats, and species-specific conservation successes. Many Parties reported strengthened inter-agency coordination, the establishment of committees to address CMS implementation, and active engagement in knowledge-sharing. International collaboration remains a key component, with a substantial proportion of Parties participating in Agreements, Memoranda of Understanding, and wider initiatives to conserve migratory species.

Despite these achievements, notable implementation gaps remain. Some Parties have yet to fully prohibit the taking of Appendix I species, address obstacles to migration, or conserve and restore habitats in line with CMS Article III. The identification of critical habitats and important sites, particularly for understudied taxa and marine and freshwater ecosystems, remains a key gap in knowledge. Further progress is needed in phasing out harmful incentives, integrating migratory species considerations into national strategies and plans, and fostering community involvement in conservation.

Persistent anthropogenic pressures continue to affect migratory species. Climate change, habitat destruction

and degradation, and illegal hunting were frequently reported as having severe impacts, and were also identified as key drivers of negative trends to the conservation status of migratory species. Disease outbreaks, including Highly Pathogenic Avian Influenza, have caused significant mortality among migratory species, highlighting their ongoing vulnerability.

Insufficient financial and technical capacity continues to constrain implementation. Many Parties identified a need for assistance in information exchange, research and monitoring, and capacity-building to meet their CMS obligations. Only a minority of Parties reported increased levels of resources for migratory species conservation, while others continue to face funding shortfalls.

The information provided through National Reports identifies key priorities for future action and offers valuable insights into both successes and ongoing challenges. The continued efforts to strengthen legislation, policy and strategies, international cooperation, and the availability of scientific knowledge and data emerged as recurring priorities, essential to achieving conservation outcomes for migratory species and their habitats. The National Reports provide a foundation for monitoring progress and guiding strategic actions in the next triennium.

## Revision of the CMS National Reporting template

---

With the adoption of the Samarkand Strategic Plan for Migratory Species (SPMS) 2024–2032 at COP14, Parties agreed (through Decisions 14.1–14.4) to revise the National Report template to align with the new SPMS. CMS COP Doc. 15 outlines a proposed monitoring framework of indicators to assess progress towards the 23 SPMS targets, with the National Reports envisaged as the primary mechanism for Parties to report on implementation. Eighteen (39%) of the proposed indicators will require information submitted through

National Reporting: five via existing questions, six through modified questions, and seven through new additions to the questionnaire.

Informed by feedback from Parties on the current template, the revision process will also aim to streamline the questionnaire by reducing its overall length and complexity, while ensuring it remains a robust and valuable tool for tracking Parties actions to implement the provisions of the Convention and conserve migratory species.

# Annex

**Table 1.** List of the 63 Parties that had submitted National Reports at the time of writing (November 2025)  
(\*indicates Parties that submitted after the extended reporting deadline of 14 October 2025 and were therefore not included in the analysis).

Algeria	Israel
Argentina*	Italy
Armenia	Kazakhstan
Australia	Latvia
Austria	Liberia
Bahrain	Liechtenstein
Bangladesh	Montenegro
Belgium	Morocco
Brazil	Netherlands
Bulgaria	New Zealand
Burundi	Nigeria
Central African Republic	Norway
Chile	Pakistan
Cook Islands	Peru
Costa Rica	Poland
Côte d'Ivoire	Saudi Arabia
Croatia*	Seychelles
Cyprus	Slovakia
Czech Republic	Somalia
Denmark	Spain
Ecuador	Sweden
Equatorial Guinea	Switzerland
Eritrea	Syrian Arab Republic
Estonia*	Togo
Ethiopia	Turkmenistan
Finland	United Arab Emirates
France	United Kingdom
Germany	Uruguay
Ghana	Uzbekistan
Hungary	Yemen
India*	Zimbabwe
Iraq	