



**CONVENTION ON
MIGRATORY
SPECIES**

UNEP/CMS/COP15/Doc.13

22 January 2026

Original: English

15th MEETING OF THE CONFERENCE OF THE PARTIES
Campo Grande, Brazil, 23 to 29 March 2026
Agenda Item 13

IMPLEMENTATION OF THE PROGRAMME OF WORK 2024-2026

(Prepared by the Secretariat)

Summary:

The present document provides the status of implementation of the Programme of Work (POW) for the intersessional period between COP14 and COP15, as of January 2026, following its adoption on 5 October 2024 by the Standing Committee.

The progress report is presented in tabular form in the Annex.

IMPLEMENTATION OF THE PROGRAMME OF WORK 2024-2026

1. The [Programme of Work for the intersessional period between COP14 and COP15](#), adopted by on 5 October 2024 by the Standing Committee, contains all mandates falling under the responsibility of the Secretariat as well as those that fall under the Standing Committee and Scientific Council and their Working Groups that require the Secretariat's support.
2. These mandates comprise provisions of Resolutions and Decisions which were adopted by COP14 as well as earlier ones still in force, as well as Action Plans; Initiatives; Concerted Actions, the Gorilla Agreement and CMS Memoranda of Understanding (MOUs), with the exclusion of those serviced by dedicated personnel, such as those on Dugongs, Birds of Prey, Sharks and IOSEA.
3. The POW covers programmatic activities which rely primarily on voluntary funding and it has proven to be an important tool guiding the work of the Secretariat.

Report on implementation

4. A report on progress was prepared for the consideration of the Standing Committee at its 56th meeting (25-27 May 2025, Bonn) through [UNEP/CMS/StC56/Doc.13](#). The report consisted of two sections: (i) a narrative report on the status of implementation, including some challenges the Secretariat faced and planned steps to carry out each activity, and (ii) the POW in tabular form which provided an overview of progress through a traffic-light rating system.
5. The current document presents only the POW in tabular form with a traffic-light rating system in the Annex as comprehensive narratives have been included in the documents prepared under related COP-agenda items. For each activity, where funding is required, the funding source is indicated. This document needs to be read in conjunction with document [UNEP/CMS/COP15/Doc.14.3](#) *Resource mobilization*.
6. The financial support generated (through core budget resources and voluntary contributions) for the implementation of the POW amounts to almost €9.5 million representing approximately 50 per cent of the total required for the POW. Despite the significant financial gap, the funding raised is not fully indicative of the overall implementation of the POW as many activities have been completed and/or have been progressed with fewer resources than estimated, with the Secretariat's in-house capacity and/or in-kind support from Parties and stakeholders. To this end, for these activities, no budget gap is indicated. A more truthful evaluation of the implementation of the POW could be based on results of the traffic light system assessment which indicates that out of the 134 items listed in the POW, most of them (68) have progressed significantly, while a large number of them (39) have been completed and unfortunately a limited number (27) could not be implemented due to lack of financial and/or human resources but mostly due to the shorter implementation period.
7. These gaps in implementation have been reflected in the draft POW for the period 2026-2029, which is contained in Annex 7 of [UNEP/CMS/COP15/Doc.14.2](#) in line with the proposed new mandates for consideration by COP15.

Recommended actions

8. The Conference of the Parties is recommended to take note of the document and to give comments and guidance, as necessary, to the Secretariat.

22 January 2026

IMPLEMENTATION SUPPORT - SCIENTIFIC ADVISORY SERVICES AND CROSS-CUTTING ISSUES

GBF Targets	SPMS Targets	Mandate	Activities	Priority ranking	2024				2025				2026				2024-2026 Budget Gap	Status			
					Total Budget needed (€)	Funding Secured			Budget Gap	Total Budget needed (€)	Funding Secured			Budget Gap	Total Budget needed (€)	Funding Secured			Budget Gap		
						MSL	VC	Donor			MSL	VC	Donor			MSL				VC	Donor
IMPLEMENTATION OF RELEVANT RESOLUTIONS, DECISIONS AND OTHERS																					
1, 20, 21	2.1, 4.1, 4.2, 5.3	Dec.14.8 and 14.9	Global Atlas on Animal Migration Promote use of existing modules including through webinars and explore options for improving it	High	10,000	0	0		10,000	10,000	0	50,000	Italy (Bird Atlas)	0	0	0	0	0	10,000		
4, 9, 20, 21	1.2, 4.1, 4.2, 5.3	Dec 14.22-14.24	Conservation Status of Migratory Species Develop interim update and framework for second edition	Medium	15,000	0	0	UNEP-WCMC (In kind)	0	110,000	0	0	UNEP-WCMC (In kind)	0	0	0	0	0	125,000		
8, 21	3.4, 5.3	Dec. 14.214 and 14.215 Res.12.21 (Rev.COP14) OP5-7, 12,13	Climate change and migratory species Convene workshop, promote knowledge and engage in relevant processes	High	0	0	0		0	58,000	0	58,000	UK	0	0	0	0	0	0		
1, 2, 3, 4, 8, 9, 10, 12, 14, 21	1.1, 1.2, 1.3, 2.1, 2.2, 2.3, 3.4, 5.3, 5.4	Dec.14.195 and 14.196	Connectivity Improve understanding and data and engage in CBD partnership	High	0	0	0		0	60,000	0	0		60,000	40,000	0	0	40,000	100,000		
1, 12, 14, 21	4.1, 5.3, 5.4, 6.2, 6.4	Res.14.16 OP5, 16, 24, 29	Global Partnership on Ecological Connectivity **	High	220,000	0	373,000	France Uzbekistan Flanders Monaco Switzerland	0	220,000	0	50,000	Uzbekistan Monaco	0	220,000	0	50,000	Uzbekistan Monaco	170,000	170,000	
7, 8, 21	3.3, 3.4, 5.3	Dec.14.216 and 14.217	Insect Decline Collect further information and develop guidelines	Medium	0	0	0		0	30,000	0	0		30,000	0	0	0	0	30,000		
5, 21	3.1, 5.3	Dec.14.219 and 14.220 Res. 12.6 (Rev.COP14) OP12,16	Wildlife Disease Migratory and Health - Coordinate Working Group, organise online meetings, develop and support implementation of work program and engage in relevant processes	High	60,000	0	0		60,000	0	0	0		0	0	0	0	0	60,000		
		Dec.14.219 and 14.220	Scientific Task Force on Avian Influenza and Wild Bird - Coordinate Task Force, organise online meetings, develop and support implementation of work program and engage in relevant processes	High	40,000	0	0		40,000	0	0	0		0	0	0	0	0	40,000		
7, 21	3.3, 4.1, 5.3	Dec.14.221 and 14.222 Res.13.5 (Rev.COP14) OP8	Light Pollution Further develop guidelines and disseminate them including through webinars	High	56,000	0	56,914	Australia	0	0	0	0		0	0	0	0	0	0		
21	4.1, 5.3	Dec.14.228-14.230 Res.11.23 (Rev. COP12) OP6-8	Animal Culture and Social Complexity Coordinate the expert working group and implement priority actions, including convening of workshop	Medium	50,000	0	0		50,000	60,000	0	0		60,000	0	0	0	0	110,000		
4, 5, 14, 21	1.2, 1.3, 3.1, 5.3, 6.4	Dec.14.184 and 14.185 Res.11.31 (Rev. COP14) OP6, 17-19,21	Illegal and Unsustainable Taking of Wildlife Undertake analysis, promote capacity and raise awareness and collaborate with partners	High	50,000	0	0		50,000	30,000	0	0		30,000	30,000	0	0	30,000	110,000		
			Global Partnership on Illegal and Unsustainable Taking of Migratory Species for Domestic Purposes **	High	220,000	0	150,000	France UK	70,000	220,000	0	0		220,000	220,000	0	0	220,000	510,000		
1, 4, 9, 21	1.1, 1.2, 1.3, 2.1, 3.2, 5.3	Dec.14.209 and 14.210 Res.10.11 (Rev.COP13) OP5,6 and 11.27 (Rev.COP13) OP4,6	Energy Task Force Coordinate the Task Force, convene its meetings and implement priority actions including review of impacts on cetaceans of offshore renewable energy	High	125,000	0	125,000	Germany	0	192,327	0	1,490,000	Australia (including for windfarms and cetaceans)	0	187,052	0	475,000	EU Spain	0	0	

22 January 2026

IMPLEMENTATION SUPPORT - SCIENTIFIC ADVISORY SERVICES AND CROSS-CUTTING ISSUES

GBF Targets	SPMS Targets	Mandate	Activities	Priority ranking	2024				2025				2026				2024-2026 Budget Gap	Status			
					Total Budget needed (€)	Funding Secured			Budget Gap	Total Budget needed (€)	Funding Secured			Budget Gap	Total Budget needed (€)	Funding Secured			Budget Gap		
						MSL	VC	Donor			MSL	VC	Donor			MSL				VC	Donor
1, 4, 7, 21	1.1, 2.1, 3.3, 5.3	Dec.14.225 and 14.226	Plastic Pollution Engage in scientific mechanisms and develop report on impacts	Low	40,000	0	0		40,000	40,000	0	0		40,000	40,000	0	0		40,000	120,000	not progressed
4, 10, 14	1.3, 2.1, 2.3, 3.2, 5.3, 6.4	Dec.14.202-203 and 14.205-206 Res.7.2 (Rev.COP14) OP8-11	Infrastructure and impact assessment Organize regional workshops in Africa, Eurasia and Latin America and develop regional guidelines	High	210,000	0	0		210,000	210,000	0	0		210,000	160,000	0	0		160,000	580,000	ongoing
1, 4, 5, 10	1.1, 1.3, 2.1, 2.3, 3.1	Dec.14.180 and 14.181	Pastoralism Establish Working Group and convene its meeting	High	0	0	0		0	65,000	0	0		65,000	10,000	0	0		10,000	75,000	ongoing
5, 21	3.1, 6.1	Dec.14.200 Res.14.17 OP4	Community Participation and Livelihoods Compile case studies and organize webinars	Medium	5,000	0	0		5,000	5,000	0	0		5,000	5,000	0	0		5,000	15,000	completed
4, 9, 21	1.2, 1.3, 4.1, 5.3	Dec.9 and 14.10 d Res.11.10 (Rev.COP14) OP11	Tangible and intangible cultural values and knowledge systems Undertake review	Low	0	0	0		0	15,000	0	0		15,000	0	0	0		0	15,000	ongoing
1, 4, 6	1.3, 2.1, 3.5	Res.11.28 OP2,3, 6-9, 13	Invasive Alien Species Undertake review and engage in relevant processes	Medium	0	0	0		0	40,000	0	0		40,000	0	0	0		0	40,000	not progressed
Total (including Programme Support Costs -13%)					1,101,000	0	704,914		535,000	1,365,327	0	1,648,000		775,000	912,052	0	525,000		675,000	1,985,000	

SPMS: Samarkand Strategic Plan for Migratory Species 2024-2032, GBF: Kunming-Montreal Global Biodiversity Framework, MSL: Trust Fund, VC: Voluntary Contributions, OP: Operative Paragraph

* The figures have just been added following consultation with UNEP/WCMC and include costs for the development of an interim update of the report for COP15 and of the framework for the full report for COP16

** Activities related to the partnership are included in other parts of the POW, and this line relates to CMS coordination, core activities and operations of the partnership

Activity Status Legend		
 completed	 ongoing	 not progressed

22 January 2026

IMPLEMENTATION SUPPORT - AQUATIC SPECIES

GBF Targets	SPMS Targets	Mandate	Activities	Priority ranking	2024				2025				2026				2024-2026 Budget Gap	Status			
					Total Budget needed (€)	Funding Secured			Budget Gap	Total Budget needed (€)	Funding Secured			Budget Gap	Total Budget needed (€)	Funding Secured					
						MSL	VC	Donor			MSL	VC	Donor			MSL			VC	Donor	
MOUS AND STANDALONE ACTION PLANS - COORDINATION, ORGANIZATION OF MEETINGS OF DECISION-MAKING BODIES AND IMPLEMENTATION OF KEY PRIORITIES																					
All	All	Convention Text Article IV	Pacific Islands Cetaceans MOU	Core	34,750	0	34,750	Australia	0	50,000	0	29,844	Australia	20,156	0	0	0	0	20,156		
All	All	Convention Text Article IV	Marine Turtles of the Atlantic Coast of Africa MOU	Core	0	0	0		0	35,000	0	0		35,000	150,000	0	0		150,000	185,000	
All	All	Convention Text Article IV	Western African Aquatic Mammals MOU	Core	0	0	0		0	35,000	0	0		35,000	150,000	0	0		150,000	185,000	
All	All	Dec.14.80	Action Plan for the Protection and Conservation of South Atlantic Whales	High	150,000	0	0		150,000	0	0	0		0	0	0	0	0	0	150,000	
All	All	Dec.14.84- 14.86	Single Species Action Plan for the Atlantic Humpback Dolphin	High	150,000	0	0		150,000	35,000	0	0		35,000	35,000	0	0		35,000	220,000	
All	All	Dec.14.100	Single Species Action Plan for the Hawksbill Turtle in South East Asia and the Western Pacific Ocean Region	Medium	35,000	0	0		35,000	35,000	0	0		35,000	35,000	0	0		35,000	105,000	
All	All	Dec.14.193	Action Plan to Address Aquatic Wild Meat Harvests in West Africa	High	0	0	0		0	120,000	0	0		120,000	0	0	0	0	0	120,000	
All	All	Dec.14.105	Single Species Action Plan for the Angelshark in the Mediterranean Sea	High	150,000	0	110,000	Monaco Germany (Sharks MOU)	40,000	120,000	0	22,985	Monaco	120,000	120,000	0	25,000	Monaco	120,000	280,000	
All	All	Res. 11.21 OP5,6	Single Species Action Plan for Loggerhead Turtle in the South Pacific Ocean	Medium	50,000	0	50,000	Australia	0	41,883	0	41,883	Australia	0	0	0	0	0	0	0	
IMPLEMENTATION OF CONCERTED ACTIONS																					
4, 14	1.1, 1.3, 5.5		Humpback Whales in Arabian Sea	Medium	0	0	0		0	50,000	0	0		50,000	0	0	0	0	0	50,000	
4, 14	1.1, 1.3, 5.5		Franciscana Dolphin	Low	10,000	0	0		10,000	0	0	0		0	0	0	0	0	0	10,000	
4,14	1.1, 1.3, 5.5		Common Guitarfish and the Bottlenose Wedgefish	High	120,000	0	100,000	Australia	20,000	0	0	0		0	0	0	0	0	0	20,000	
IMPLEMENTATION OF RELEVANT RESOLUTIONS, DECISIONS AND OTHERS																					
1, 2, 3, 4, 5, 7, 21	1.3, 2.1, 2.2, 3.1, 5.3	Dec.14.33 and 14.34 Sharks MOU POW / IOSEA Work Programme	Fisheries-induced threats Bycatch - Identify priority fisheries, areas and effective mitigation measures for marine mammals, marine turtles and sharks and rays	High	350,000	0	30,000	(Sharks MOU)	320,000	0	0	0		0	0	0	0	0	0	320,000	
1, 4, 5, 7, 10, 21	1.3, 2.1, 2.3, 3.1, 3.3, 5.3	Dec.14.36 and 14.37	Fish Aggregating Devices- Collaborate to improve FAD design and undertake case study e.g. in Mediterranean region	Medium	50,000	0	30,000	Monaco	20,000	0	0	0		0	0	0	0	0	0	20,000	
1, 2, 3, 4, 7, 21	1.3, 2.2, 3.3, 5.3	Dec.14.42 and 14.43	Other threats Marine pollution - Develop review, convene expert workshop and steering group and collaborate with other organizations	High	30,000	0	0		30,000	70,000	0	0		70,000	0	0	0	0	0	100,000	
1, 2, 3, 4, 7, 21	1.3, 2.2, 3.3, 5.3	Dec.14.46 and 14.47	Noise- Update Technical Support Information, identify gaps and develop guidance on mitigation, including for freshwater cetaceans	High	68,400	0	68,400	Australia	0	40,000	0	0		40,000	0	0	0	0	0	40,000	
1, 2, 3, 4, 5, 21	1.3, 2.2, 3.1, 3.2, 5.3	Dec.14.49 and 14.50	Vessel strikes- Identify high risk collision areas, develop advice, and engage with IWC and IMO	High	40,000	0	0		40,000	0	0	0		0	0	0	0	0	0	40,000	
1, 2, 3, 4, 7, 21	1.3, 2.2, 3.2, 3.3, 5.3	Dec.14.52 and 14.53	Deep-seabed mineral exploitation activities - Develop report on impacts and EIA guidance and raise awareness	High	85,000	0	115,000	Australia Monaco	0	0	0	0		0	0	0	0	0	0	0	
4, 5, 9, 21	1.2, 1.3, 3.1, 5.3	Dec.14.55 and 14.56 Res.11.29 (Rev.COP12) OP10	Marine Wildlife Watching Develop report on long-term effects and recommendations	Medium	0	0	0		0	30,000	0	0		30,000					0	30,000	

22 January 2026

IMPLEMENTATION SUPPORT - AQUATIC SPECIES

GBF Targets	SPMS Targets	Mandate	Activities	Priority ranking	2024				2025				2026				2024-2026 Budget Gap	Status		
					Total Budget needed (€)	Funding Secured			Budget Gap	Total Budget needed (€)	Funding Secured			Budget Gap	Total Budget needed (€)	Funding Secured				
						MSL	VC	Donor			MSL	VC	Donor			MSL			VC	Donor
Area-based Conservation Management																				
1, 2, 3, 4, 10, 21	1.3, 2.1, 2.2, 2.3, 5.3	Dec.14.60	Important Marine Mammal Areas - Promote use of existing data and collaborate with experts	High	0	0	0	0	0	0	0	0	0	0	0	0	0	0	0	
1, 2, 3, 4, 10, 21	1.3, 2.1, 2.2, 2.3, 5.3	Dec.14.63 and 14.64 Sharks MOU POW	Important Shark and Ray Areas - Promote use of existing data and collaborate with experts	High	0	0	0	0	0	0	0	0	0	0	0	0	0	0	0	
1, 2, 3, 4, 10, 21	1.2, 2.1, 2.2, 2.3, 5.3	Dec. 14.67 and 14.68 Res.14.8 OP10	Seagrass Ecosystems - Provide technical support to countries and develop and disseminate guidelines and management tools for conservation	High	150,000	0	0	0	150,000	150,000	0	0	0	150,000	150,000	0	0	0	150,000	450,000
Marine Mammals																				
4, 5, 7, 9, 21	1.2, 1.3, 3.1, 3.3, 4.1, 5.3	Dec.14.72 and 14.73	Conservation priorities for cetaceans- Develop reports and recommendations on take of App I-listed cetaceans, climate-induced migration and 'Out of Habitat' cetaceans, and implications of welfare on conservation outcomes	High	50,000	0	15,000	Germany	35,000	50,000	0	0	0	50,000	50,000	0	0	0	50,000	135,000
		Dec.14.74 and 14.75	Role of Cetaceans in Ecosystem Functioning -Collaborate with IWC	Medium	0	0	0		0	0	0	0	0	0	0	0	0	0	0	0
		Dec.14.90 - 14.92	Sireniens, pinnipeds and otters- Undertake regional reviews of status and develop recommendations	Medium	20,000	0	0		20,000	20,000	0	0	0	0	20,000	0	0	0	0	0
All	All	Dec.14.77 and 14.78	Action Plan for Cetaceans in the Red Sea Region - Organize workshop and develop Action Plan	Medium	30,000	0	0		30,000	40,000	0	0	0	40,000	0	0	0	0	0	70,000
Marine Turtles																				
4, 21	1.2, 1.3, 5.3	Dec.14.94 and 14.95 IOSEA POW	Review existing information on threats, including climate change, plastic pollution and light pollution, and develop recommendations	High	60,000	0	0		60,000	40,000	0	0	0	40,000	0	0	0	0	0	100,000
Fish																				
4, 9, 21	1.1, 1.2, 1.3, 5.3	Dec.14.109	European eel- Convene meeting and finalize Action Plan	High	45,000	0	0	Sweden (In-kind) Sargasso Sea Commission (In-kind)	0	0	0	0	0	0	0	0	0	0	0	0
1, 2, 3, 4, 5, 9, 21	1.2, 1.3, 2.1, 2.2, 3.1, 3.2, 5.3	Dec.14.112 and 14.113	Freshwater fish- Update existing review and disseminate relevant guidelines and management tools	High	30,000	0	0		30,000	0	0	0	0	0	0	0	0	0	0	30,000
5, 14, 16, 21	4.1, 5.1	Dec.14.115, 14.116 and 14.118	Sharks and Rays Legislative Guidance- Collate information on management measures for oceanic whitetip shark and prepare legislative guidance materials on prohibition of taking of App I sharks and rays.	High	15,000	0	0		15,000	0	0	0	0	0	0	0	0	0	0	15,000
Aquatic Wild Meat																				
4, 5, 9, 21	1.2, 1.3, 3.1, 4.1, 5.3	Dec.14.187-14 189	Coordinate the working group and implement priority actions	High	30,000	0	15,000	Germany	15,000	20,000	0	0	0	20,000	0	0	0	0	0	35,000
Migratory Species in the United Nations Convention on the Law of the Sea on the Conservation and Sustainable Use of Marine Biological Diversity of Areas beyond National Jurisdiction (BBNJ)																				
All	All	Dec.14.43 and 14.60 Res.11.10 (Rev.COP14) OP15, 21	Engage in the BBNJ process	High	15,000	0	0		15,000	15,000	0	0	0	15,000	15,000	0	0	0	15,000	45,000
Total (including Programme Support Costs -13%)					1,768,150	0	568,150		1,185,000	996,883	0	94,712	0	925,156	705,000	0	25,000	0	705,000	2,815,156

SPMS: Samarkand Strategic Plan for Migratory Species 2024-2032, GBF: Kunming-Montreal Global Biodiversity Framework, MSL: Trust Fund, VC: Voluntary Contributions, OP: Operative Paragraph

NB: the Monk Seal in the Atlantic MOU is entirely managed by the Range States

Activity Status Legend

completed

ongoing

not progressed

22 January 2026

IMPLEMENTATION SUPPORT - AVIAN SPECIES

GBF Targets	SPMS Targets	Mandate	Activities	Priority ranking	2024				2025				2026				2024-2026		Status		
					Total Budget needed	Funding Secured			Budget Gap	Total Budget needed (€)	Funding Secured			Budget Gap	Total Budget needed (€)	Funding Secured				Budget Gap	Budget Gap
						MSL	VC	Donor			MSL	VC	Donor			MSL	VC	Donor			
MOUS AND STANDALONE ACTION PLANS - COORDINATION, ORGANIZATION OF MEETINGS OF DECISION-MAKING BODIES AND IMPLEMENTATION OF KEY PRIORITIES																					
All	All	Convention Text Article IV	Aquatic Warbler MOU	Core	10,000	0	0		10,000	40,000	0	0		40,000	10,000	0	0		10,000	60,000	
All	All	Convention Text Article IV	High Andean Flamingos MOU	Core	20,000	0	0		20,000	40,000	0	0		40,000	0	0	0		0	60,000	
All	All	Convention Text Article IV	Middle-European Great Bustard MOU	Core	0	0	0		0	20,000	0	0		20,000	20,000	0	0		20,000	40,000	
All	All	Convention Text Article IV	Siberian Crane MOU	Core	10,000	0	0		10,000	40,000	0	0		40,000	10,000	0	0		10,000	60,000	
All	All	Convention Text Article IV	Southern South American Grassland Birds MOU	Core	50,000	0	0		50,000	10,000	0	0		10,000	10,000	0	0		10,000	70,000	See Americas Flyways contributions
All	All	Dec.14.159 and 14.160 Res.11.18 (Rev.COP14) OP4,5	Saker Falcon Global Action Plan	High	81,090	0	0		81,090	135,150	0	0		135,150	120,000	0	0		120,000	336,240	
All	All	Dec.14.146	Sooty Falcon International Single Species Action Plan	High	112,625	0	0		112,625	54,060	0	0		54,060	49,555	0	0		49,555	216,240	
All	All	Dec.14.132 and 14.133 Res.11.17 (Rev.COP14) OP6, 9-12, 16, 18	African-Eurasian Migratory Landbirds Action Plan	High	130,000	0	20,000	Switzerland	110,000	130,000	0	0		130,000	130,000	0	0		130,000	370,000	
All	All	Dec.14.154-14.156 Res.12.10 (Rev.COP14) OP5, 8	African Eurasian Vultures Multi-species Action Plan (Vulture MsAP)	High	81,090	0	15,000	France	66,090	139,655	0	0		139,655	85,595	0	0		85,595	291,340	
All	All	Dec.14.147	Birds International Single Species Action Plans	Medium	36,700	0	36,700	Australia	0	30,000	0	30,000	Australia	0	30,000	0	30,000	Australia	0	0	
IMPLEMENTATION OF CONCERTED ACTIONS																					
4, 14	1.1, 1.3, 5.5		Asian Great Bustard	High	40,000	0	0		40,000	10,000	0	0		10,000	10,000	0	0		10,000	60,000	
IMPLEMENTATION OF RELEVANT RESOLUTIONS AND DECISIONS																					
4, 5, 9, 21	1.1, 1.2, 1.3, 3.1, 4.1, 5.3	Dec.14.124 Res.11.16 (Rev.COP14) OP5, 7, 13, 14, 17	Illegal Killing, Taking and Trade of Migratory Birds (KB) Intergovernmental Task Force in the Mediterranean (MIKT) - Coordinate the Task Force, organize its meetings and implement priority actions	High	113,000	0	113,000	EU	0	113,000	0	113,000	EU	0	113,000	0	113,000	EU	0	0	
		Res.11.16 (Rev.COP14) OP8, 13, 14, 17	Asia Pacific Illegal Taking of Migratory Birds Intergovernmental Task Force (ITTEA) - Coordinate the Task Force, organize its meeting and implement priority actions	High	100,000	0	100,000	Australia	0	120,000	0	59,500	Australia	60,500	215,000	0	0		215,000	275,500	
		Dec.14.128 and 14.129 Res.11.16 (Rev.COP14) OP9, 13, 14, 17	South-West Asia Illegal Taking of Migratory Birds Intergovernmental Task Force - Convene and coordinate the Task Force	High	100,000	0	0	Saudi Arabia (in-kind)	0	100,000	0	0	Saudi Arabia (in-kind)	0	100,000	0	0	Saudi Arabia (in-kind)	0	0	
		Res.11.16 (Rev.COP14) OP10	Review IKB for South and Central America and the Caribbean	High	50,000	0	0		50,000	100,000	0	0		100,000	100,000	0	0		100,000	250,000	
		Dec.14.122	Review IKB for Sub-Saharan Africa	Medium	100,000	0	0		100,000	100,000	0	0		100,000	100,000	0	0		100,000	300,000	
		Dec.14.122	Review IKB for Central Asia	Medium	40,000	0	0		40,000	40,000	0	0		40,000	40,000	0	0		40,000	120,000	
		Dec.14.123	Analyse production, sale, use and regulation of use of mist and other nets	High	50,000	0	50,000	Germany	0	250,000	0	0		250,000	0	0	0		0	250,000	
1, 2, 3, 4, 9, 10, 21	1.1, 1.2, 1.3, 2.1, 2.2, 2.3, 4.1	Dec.14.140 and 14.142 Res.12.11 (Rev.COP14) OP9-11,19-21,23	Flyways Flyways Working Group - Coordinate the Working Group, organize its meetings and implement priority actions including the development of programme of work and a monitoring tool	High	100,000	0	0		100,000	180,000	0	107,440	Australia	72,560	100,000	0	0		100,000	272,560	
		Res.14.13 OP7,10	Central Asian Flyway Initiative - Establish Coordination Unit, organize its meeting and implement priority actions	High	455,833	0	2,640,046	India	0	527,912	0	0		0	475,830	0	0		0	0	
		Dec.14.141 and 14.142	Americas Flyway Action Plan - Coordinate the Task Force, organize its meetings and implement priority actions	High	100,000	0	20,000	UK, Brazil (in-kind) Manomet Conservation Sciences (in-kind)	0	140,000	0	0		140,000	100,000	0	0		100,000	240,000	
		Dec.14.140	Seabird flyways - Engage with regional mechanisms to explore opportunities	Medium	10,000	0	15,000	Germany	0	10,000	0	0		10,000	10,000	0	0		10,000	20,000	




22 January 2026

IMPLEMENTATION SUPPORT - AVIAN SPECIES

GBF Targets	SPMS Targets	Mandate	Activities	Priority ranking	2024				2025				2026				2024-2026		Status			
					Total Budget needed	Funding Secured			Budget Gap	Total Budget needed (€)	Funding Secured			Budget Gap	Total Budget needed (€)	Funding Secured				Budget Gap	Budget Gap	
						MSL	VC	Donor			MSL	VC	Donor			MSL	VC	Donor				
4, 5, 7, 9	1.1, 1.2, 1.3, 3.1, 3.3	Res.11.15 (Rev.COP14) OP6,9	Bird Poisoning Poisoning Working Group - Coordinate the Working Group and implement priority actions	Medium	0	0	0	0	0	100,000	0	0	0	0	100,000	100,000	0	0	0	100,000	200,000	not progressed
		Dec.14.136	Intergovernmental Task Force on Phasing Out the Use of Lead Ammunition and Lead Fishing Weights - Coordinate the Task Force, organize its meeting and implement priority actions	High	100,000	0	0	0	0	100,000	140,000	0	0	0	0	140,000	100,000	0	0	0	100,000	340,000
4	1.1	Dec.14.236 Res.14.20 OP3	Potential Avian Taxa for Listing Review species and develop advice	Medium	20,000	0	0	0	0	20,000	0	0	0	0	20,000	10,000	0	0	0	10,000	50,000	ongoing
Total (including Programme Support Costs -13%)					1,910,338	0	3,009,746	0	0	-1,099,408	2,589,777	0	309,940	0	2,279,837	2,038,980	0	143,000	0	1,895,980	3,881,880	

SPMS: Samarkand Strategic Plan for Migratory Species 2024-2032, GBF: Kunming-Montreal Global Biodiversity Framework, MSL: Trust Fund, VC: Voluntary Contributions, OP: Operative Paragraph

NB: Ruddy-headed Goose MOU is entirely managed by the Range States. Slender-billed Curlew MOU is currently inactive

Activity Status Legend		
	completed	
	ongoing	
	not progressed	

22 January 2026

IMPLEMENTATION SUPPORT - TERRESTRIAL SPECIES

GBF Targets	SPMS Targets	Mandate	Activities	Priority ranking	2024					2025					2026					2024-2026		Status
					Total Budget needed (€)	Funding Secured			Budget Gap	Total Budget needed (€)	Funding Secured			Budget Gap	Total Budget needed (€)	Funding Secured			Budget Gap	Budget Gap		
						MSL	VC	Donor			MSL	VC	Donor			MSL	MVL	Donor				
MOUS, STANDALONE ACTION PLANS AND INITIATIVES - COORDINATION, ORGANIZATION OF MEETINGS OF DECISION-MAKING BODIES AND IMPLEMENTATION OF KEY PRIORITIES																						
All	All	Convention Text Article IV	Gorilla Agreement	Core	55,125	0	0		55,125	80,527	0	0		80,527	106,760	0	0		106,760	242,412	Ongoing	
All	All	Dec.14.170 Res.11.24 (Rev.COP13) OP5.8, 11	Central Asian Mammals Initiative (CAMI)	High	150,869	0	60,869	Germany (IKI CAMCA), BfN (in-kind)	90,000	87,680	0	87,680	Germany (IKI CAMCA), BfN (in-kind)	0	140,000	0	0	BfN (in-kind)	140,000	230,000	Ongoing	
			Argali International Single Species Action Plan	High	68,560	0	68,560	Germany (IKI CAMCA)	0	0	0	0	Germany (IKI CAMCA)	0	0	0	0		0	0	Ongoing	
			Range-wide Action Plan for the Asiatic Wild Ass	High	10,000	0	0		10,000	10,000	0	0	BfN (in-kind)	10,000	10,000	0	0		10,000	30,000	Ongoing	
			Range-wide Conservation Strategy for the Persian Leopard	Medium	20,000	0	0		20,000	20,000	0	0		20,000	10,000	0	0		10,000	50,000	Not progressed	
All	All	Convention Text Article IV	Saiga MOU	Core	80,000	0			80,000	30,000	0	0	Kazakhstan (in-kind), ACBK and FZS (in-kind), GIZ (in-kind), International Fund	30,000	30,000	0	0		30,000	140,000	Ongoing	
All	All	Convention Text Article IV	Bukhara Deer MOU	Core	88,560	0	88,560	Germany (IKI CAMCA)	0	20,000	0	0		20,000	40,000	0	0		40,000	60,000	Ongoing	
All	All	Convention Text Article IV	South Andean Huemul MOU	Core	0	0	0		0	0	0	0		0	0	0	0		0	0	Not progressed	
All	All	Convention Text Article IV	West African Elephant MOU and African Elephant Action Plan	Core	30,000	0	0		30,000	0	0	0		0	0	0	0		0	30,000	Ongoing	
All	All	Res.9.21 (Rev.COP14) OP4.6-8, 11	Sahelo-Saharan Megafauna Initiative and 9 Action Plans	High	703,363	0	588,363	Germany	115,000	115,000	0	0		115,000	115,000	0	0		115,000	345,000	Ongoing	
All	All	Dec.14.176 - 14.178	Jaguar Initiative	High	30,000	0	30,000	Germany	0	150,000	0	15,000	UK and GEF-8	135,000	30,000	0	0		30,000	165,000	Ongoing	
All	All	Dec.14.66	Joint CITES-CMS African Carnivores Initiative	High	75,000	0	51,100	Germany	23,900	235,000	0	55,000	UK	180,000	85,000	0	0		85,000	288,900	Ongoing	
IMPLEMENTATION OF CONCERTED ACTIONS																						
4, 14	1.1, 1.3, 5.5		Eurasian Lynx	Medium	70,000	0	0		70,000	0	0	0		0	0	0	0		0	70,000	Ongoing	
4, 14	1.1, 1.3, 5.5		Pallas Cat	Medium	20,000	0	0		20,000	0	0	0		0	0	0	0		0	20,000	Ongoing	
4, 14	1.1, 1.3, 5.5		Chimpanzee	Medium	0	0	0		0	0	0	0		0	0	0	0		0	0	Ongoing	
4, 14	1.1, 1.3, 5.5		Straw-coloured Fruit Bat	High	30,000	0	0		30,000	60,000	0	0		60,000	10,000	0	0		10,000	100,000	Not progressed	
4, 14	1.1, 1.3, 5.5		Giraffe	High	150,000	0	0		150,000	30,000	0	0		30,000	30,000	0	0		30,000	210,000	Ongoing	
IMPLEMENTATION OF RELEVANT RESOLUTIONS AND DECISIONS																						
2, 3, 4, 14, 20	1.3, 2.2, 5.3, 5.5	Dec.14.198 and 14.199	Transfrontier Conservation Areas for Migratory Species																		Ongoing	
			Engage in TFCA Network meetings	Medium	25,000	0	25,000	EU	0	0	0	0		0	0	0	0		0	0	Ongoing	
4	1.1, 1.3	Res.9.22 (Rev.COP12) OP2.3	Tigers and Other Asian Big Cats																		Ongoing	
			Engage in CITES Task Force	Low	5,000	0	0		5,000	5,000	0	0		5,000	5,000	0	0		5,000	15,000	Not progressed	
Total (including Programme Support Costs -13%)					1,611,477	0	912,452		699,025	843,207	0	157,680		685,527	611,760	0	0		611,760	1,996,312		

SPMS: Samarkand Strategic Plan for Migratory Species 2024-2032, GBF: Kunming-Montreal Global Biodiversity Framework, MSL: Trust Fund, VC: Voluntary Contributions, OP: Operative Paragraph

Activity Status Legend

completed

ongoing




not progressed

22 January 2026

RESOURCE MOBILIZATION AND INTERAGENCY AFFAIRS

GBF Targets	SPMS Targets	Mandate	Activities	Priority ranking	2024				2025				2026				2024-2026		Status		
					Total Budget needed (€)	Funding Secured			Budget Gap	Total Budget needed (€)	Funding Secured			Budget Gap	Total Budget needed (€)	Funding Secured				Budget Gap	Budget Gap
						MSL	VC	Donor			MSL	VC	Donor			MSL	VC	Donor			
RESOURCE MOBILIZATION																					
14, 19	4.3, 6.4		Promote the Migratory Species Champion Programme	Core	0	0	0	0	0	0	0	0	0	0	0	0	0	0	0	ongoing	
		Res.11.10 (Rev.COP14) OP12	Partnerships with the Private Sector	Core	0	0	0	0	0	0	0	0	0	0	0	0	0	0	0	0	not progressed
		Res.10.25 (Rev.COP14) OP6-8,10	Engage in GEF activities	High	0	0	0	0	0	0	0	0	0	0	0	0	0	0	0	0	ongoing
SYNERGIES AND PARTNERSHIPS																					
14	6.4		Promote CMS issues in UN system																		
			Environment Management Group (EMG)	Medium	0	0	0	0	0	0	0	0	0	0	0	0	0	0	0	0	ongoing
		Res.11.10 (Rev.COP14) OP22	2030 Agenda on Sustainable Development	Low	0	0	0	0	0	0	0	0	0	0	0	0	0	0	0	0	not progressed
			UN Environment processes including UNEA meetings related Programmes of Work	High	0	0	0	0	0	0	0	0	0	0	0	0	0	0	0	ongoing	
14	6.4		Strengthen existing collaboration with MEAs																		
		Res.11.10 (Rev.COP14) OP2, 18, 19, 23-26 Res.12.05 (Rev.COP14) OP10,11	Biodiversity Liaison Group (BLG)	High	0	0	0	0	0	0	0	0	0	0	0	0	0	0	0	0	ongoing
		Dec.14.7 f Res.11.10 (Rev.COP14) OP14, 20 Res.8.18 (Rev.COP12) OP4, Res.10.18 (Rev.COP12) OP5	Joint Work Plans with CBD, Ramsar and CITES	High	0	0	0	0	0	0	0	0	0	0	0	0	0	0	0	0	ongoing
14	6.4		Strengthen the relationship with various groups																		
		Dec.14.10 a,b	NGO partners accreditation to CMS and reporting to COP	High	0	0	0	0	0	0	0	0	0	0	0	0	0	0	0	0	ongoing
		Dec.14.10 c Res.11.10 (Rev.COP14) OP3,8	Indigenous Peoples, youth groups and local communities	Medium	0	0	0	0	0	0	0	0	0	0	0	0	0	0	0	0	ongoing
14	6.4		Engage in and pursue strategic cooperations																		
		Res.11.10 (Rev.COP14) OP19	Engage with FAO, UNDP, World Bank, ICLEI, RFMOs and others	High	0	0	0	0	0	0	0	0	0	0	0	0	0	0	0	0	ongoing
		Dec.14.12-14 Res.10.8 (Rev.COP14) OP1.2.6-8	Engage in IPBES processes	High	5,000	0	0	5,000	5,000	0	0	5,000	5,000	0	0	5,000	15,000	0	0	ongoing	
		Res.11.10 (Rev.COP14) OP10 and 12.25 OP2-4, 15	Engage in the World Coastal Forum	Medium	5,000	0	0	5,000	5,000	0	0	5,000	5,000	0	0	5,000	15,000	0	0	not progressed	
STRENGTHENING REGIONAL PRESENCE																					
14	6.4	Res.11.10 (Rev.COP14) OP17	Cooperate with various UN Environment Regional Offices and other institutions	High	0	0	0	0	0	0	0	0	0	0	0	0	0	0	0	0	ongoing
Total (including Programme Support Costs -13%)					10,000	0	0	10,000	10,000	0	0	10,000	10,000	0	0	10,000	30,000				

SPMS: Samarkand Strategic Plan for Migratory Species 2024-2032, GBF: Kunming-Montreal Global Biodiversity Framework, MSL: Trust Fund, VC: Voluntary Contributions, OP: Operative Paragraph

Activity Status Legend		
 completed	 ongoing	 not progressed

22 January 2026

INFORMATION, COMMUNICATION AND OUTREACH

GBF Targets	SPMS Targets	Mandate	Activities	Priority ranking	2024				2025				2026				2024-2026		Status		
					Total Budget needed (€)	Funding Secured			Budget Gap	Total Budget needed (€)	Funding Secured			Budget Gap	Total Budget needed (€)	Funding Secured				Budget Gap	Budget Gap
						MSL	VC	Donor			MSL	VC	Donor			MSL	MVL	Donor			
INFORMATION MANAGEMENT																					
			CMS Website and Workspaces																		
			Development of new features and Improvements of website	High	20,000	0	0		20,000	20,000	0	0		20,000	20,000	0	0		20,000	60,000	Ongoing
21	4.1, 6.1, 6.2		Mandatory Website upgrade for CMS Family workspaces and project websites	Core	25,000	0	0		25,000	0	0	0		0	0	0	0		0	25,000	Ongoing
			Manage Hosting and Technical Maintenance (Domain names, hosting, system administration and maintenance)	Core	15,000	7,036	0		7,964	15,000	7,177	0		7,823	15,000	7,320	0		7,680	23,467	Ongoing
			Contact Database and Meeting Registration Tool	Core	25,000	0	0		25,000	5,000	0	0		0	5,000	0	0		0	25,000	Not progressed
21	4.1	Convention Text Article VI Dec. 14.30, 14.231 and 14.233	Species and Range States Databases	Core	145,000	0	0		145,000	0	92,000	0		0	0	0	0		0	53,000	Ongoing
			ICT Equipment, Licenses and Services	Core	2,000	0	0		2,000	2,000	0	0		2,000	2,000	0	0		2,000	6,000	Completed
COMMUNICATION																					
21	6.1, 6.2		COP15	High	0	0	0		0	40,000	0	0		40,000	0	0	0		0	40,000	Ongoing
14, 21	6.1, 6.2, 6.3, 6.4	Dec.14.16	Implement Communication Strategy (Branding, Partnership Development, Visual Assets, Multilingualism)	High	35,000	0	0		35,000	35,000	0	0		35,000	0	0	0		0	70,000	Ongoing
21	6.1, 6.2		Press and Media	High	10,000	0	0		10,000	10,000	0	0		10,000	10,000	0	0		10,000	30,000	Ongoing
21	6.1, 6.2, 6.3		Publications and Other Info Materials	High	13,530	13,530	0		0	13,801	13,801	0		0	14,077	14,077	0		0	0	Ongoing
21	6.1, 6.2		Social Media	High	2,000	0	0		2,000	2,000	0	0		2,000	2,000	0	0		2,000	6,000	Ongoing
OUTREACH																					
21	6.1, 6.2	Dec.14.16	Annual global World Migratory Bird Day campaign (WMBD) (website upgrade, poster and other print materials and events)	Core	35,000	0	33,574	Australia	0	10,000	0	0		10,000	10,000	0	0		10,000	20,000	Completed
Total (including Programme Support Costs -13%)					327,530	20,566	33,574		271,964	152,801	112,978	0		126,823	78,077	21,397	0		51,680	358,467	

SPMS: Samarkand Strategic Plan for Migratory Species 2024-2032, GBF: Kunming-Montreal Global Biodiversity Framework, MSL: Trust Fund, VC: Voluntary Contributions, OP: Operative Paragraph

Activity Status Legend		
 completed	 ongoing	 not progressed

22 January 2026

SERVICING OF GOVERNING BODIES

GBF Targets	SPMS Targets	Mandate	Activities	Priority ranking	2024				2025				2026				2024-2026		Status		
					Total Budget needed (€)	Funding Secured			Budget Gap	Total Budget needed (€)	Funding Secured			Budget Gap	Total Budget needed (€)	Funding Secured				Budget Gap	Budget Gap
						MSL	VC	Donor			MSL	VC	Donor			MSL	VC	Donor			
CONFERENCE OF THE PARTIES																					
1, 5, 12, 14, 16, 21,	5.1, 5.3, 5.4, 5.5, 6.2	Convention Text Articles VII and IX	Organize COP15 and associated events	Core	0	0	0		0	0	0		0	684,155	390,000*	170,000	Germany UK New Zealand Brazil	124,155	124,155	Ongoing	
			Organize regional workshops in preparation of COP15 (online)	High	0	0	0		0	60,000	0	0		60,000	0	0	0		0	60,000	Not progressed
STANDING COMMITTEE																					
1, 5, 12, 14, 16, 21,	5.1, 5.3, 5.4, 5.5	Res. 1.1 and 9.15	Organize Standing Committee Meetings and maintain regular contact with its members	Core	30,000	30,000	0		0	30,600	30,600	0		0	0	0		0	0	Completed	
SCIENTIFIC COUNCIL																					
1, 5, 12, 14, 16, 21,	5.1, 5.3, 5.4, 5.5	Convention Text Articles VIII and IX Dec.14.5 Res.12.04 (Rev.COP14)	Organize Meetings of the Sessional Committee of the Scientific Council and support its functioning	Core	64,295	64,295	0		0	90,581	90,581**	15,000	UK	0	0	0		0	0	Completed	
Total (including Programme Support Costs -13%)					94,295	94,295	0		0	181,181	121,181	15,000		60,000	684,155	390,000	170,000		124,155	184,155	

SPMS: Samarkand Strategic Plan for Migratory Species 2024-2032, GBF: Kunming-Montreal Global Biodiversity Framework, MSL: Trust Fund, VC: Voluntary Contributions, OP: Operative Paragraph

NB: Funding allocations for 2024 and 2025 for both the Standing Committee and Scientific Council meetings take into account the timing of COP15

* From the Trust Fund line on COP15 Travel (€63,341) and Servicing of Governing Bodies (€320,814)

** From the Trust Fund line on Scientific Council meetings Travel (€65,581) and Servicing of Governing Bodies (€25,000)

Activity Status Legend		
 completed	 ongoing	 not progressed