



THE GLOBAL
MECHANISM

CMS Land Use Workshop for West Africa

**Using policy frameworks to advance sustainable land
management practices**

**UNCCD implementation: The Ten-Year Strategy and the
LDN**



Abuja, Nigeria, 24-26 November 2016



THE GLOBAL
MECHANISM

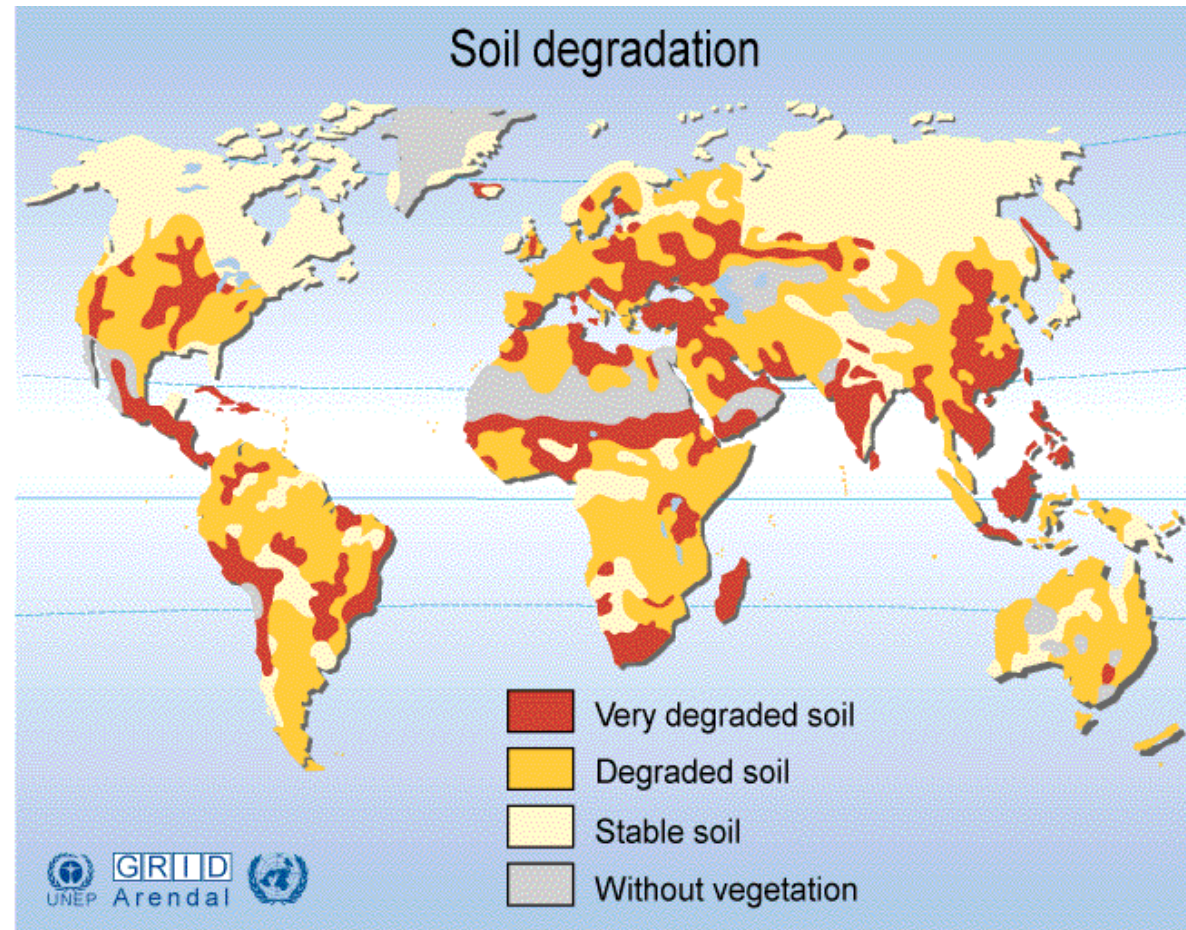
Outline of the presentation

1. UNCCD: Desertification, Land degradation and Drought
2. The UNCCD Ten-Year Strategy (2008 – 2018)
3. Progress Indicators
4. The 10YSP: Alignment and mainstreaming
5. UNCCD and SDGs
6. Land Degradation Neutrality (SDG TARGET 15.3)
7. LDN TSP achievements and next steps
8. Conclusions and recommendations

1. UNCCD : DLDD

Challenges

- 1.9 billion hectares and 1.5 billion people are affected by desertification and land degradation globally
- 12 million ha are lost every year due to desertification
- 50% of agricultural land either moderately or severely degraded



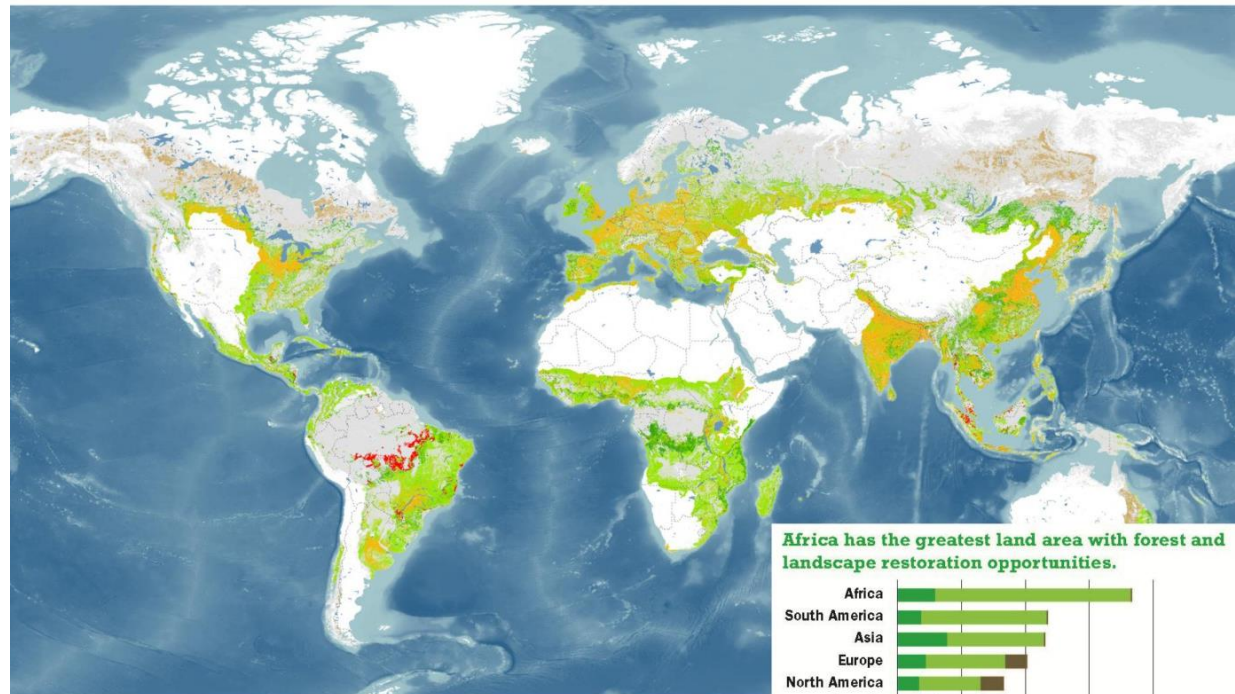
1. UNCCD : DLDD (continued)

Opportunities



A World of Opportunity for Forest and Landscape Restoration

- 2 billion hectares of land can be restored
- 500 million hectares of degraded land are abandoned agriculture land



FOREST AND LANDSCAPE RESTORATION OPPORTUNITIES

- Wide-scale restoration
- Mosaic restoration
- Remote restoration

OTHER AREAS

- Agricultural lands
- Recent tropical deforestation
- Urban areas
- Forest without restoration needs



- Wide-scale restoration
- Mosaic-type restoration
- Remote, unpopulated areas



THE GLOBAL
MECHANISM

1. UNCCD: DLDD (Contd)

- **Rio 1992 : UNCCD (adopted in 1994):** Global **partnership** to reverse and prevent **desertification/land degradation** and to mitigate the effects of **drought** in affected areas in order to support **poverty reduction** and **environmental sustainability**
- **Rio +20 (2012):** Global commitment i) to strive for a **land degradation neutral world**; ii) take coordinated action in the context of the UNCCD; iii) monitor, globally, land degradation and restore degraded lands in arid, semi-arid and dry sub-humid areas

2. The 10-Year Strategy (2008 – 2018)

- 4 progress indicators formerly known as impact indicators

SO1

To improve the living conditions of affected populations

SO2

To improve the condition of ecosystems

SO3

To generate global benefits through effective implementation of UNCCD

SO4

To mobilize resources to support implementation of the Convention through building effective partnerships between national and international actors

3. PROGRESS INDICATORS (SYNERGIES)

as adopted at COP 11 (decision 22)

Associated metrics/proxies

SO1 **SO1-1:** Trends in population living below the relative poverty line and/or income inequality in affected areas

Poverty severity OR
Income inequality

SO1-2: Trends in access to safe drinking water in affected areas

Proportion of population
using an improved drinking
water source

SO2 **SO2-1:** Trends in land cover

Vegetative land cover

SO2-2: Trends in land productivity or functioning of the land

Land productivity dynamics

SO3 **SO3-1:** Trends in carbon stocks above and below ground

Soil organic carbon stock

SO3-2: Trends in abundance and distribution of selected species

Global Wild Bird Index

GLOBAL DATA SOURCES

Indicator/Metric	Database/source	URL
SO1-1 / Poverty severity & Income inequality	The World Bank database	http://databank.worldbank.org/data/views/reports/tableview.aspx
SO1-2/ Proportion of population using an improved drinking water source	WHO/UNICEF Joint Monitoring Programme for Water Supply and Sanitation Methodology database	http://www.wssinfo.org/data-estimates/table/
SO2-1/ Land cover	Global Land Cover-SHARE database (FAO)	http://www.glcn.org/databases/lc_glcshare_en.jsp
SO2-2 / Land productivity dynamics	The New World Atlas of Desertification (JRC)	http://wad.jrc.ec.europa.eu/
SO3-1/ Soil organic carbon content	Harmonized World Soil Database (HWSD)	http://webarchive.iiasa.ac.at/Research/LUC/External-World-soil-database/HTML/
SO3-2/ Global Wild Bird Index	No global datasets available!	

5 Operational Objectives (OO)

OO1

ADVOCACY, AWARENESS-RAISING, EDUCATION

OO 2

POLICY FRAMEWORKS

OO3

KNOWLEDGE, SCIENCE AND TECHNOLOGY

OO4

CAPACITY BUILDING

OO 5

RESOURCE MOBILIZATION, TECHNOLOGY TRANSFER



THE GLOBAL
MECHANISM

4. 10YSP: Alignment and Mainstreaming

- Decision 3/COP 8: i) Adopted the UNCCD 10YSP; ii) invited ACP and any other partners to align their AP with the 5 OOs
- OO2: Policy frameworks: parag. 2 and 3 is on revision/alignment and mainstreaming of the NAP into the relevant national and sectoral policies, strategies and programs
- By 2015 most of African countries completed the revision and alignment of their NAPs.



THE GLOBAL
MECHANISM

5. UNCCD and SDGs (adopted in Sept. 2015)



Sustainable Development Goal 15

“to protect, restore and promote sustainable use of terrestrial ecosystems, sustainably manage forests, combat desertification, and halt and reverse land degradation and halt biodiversity loss.



THE GLOBAL
MECHANISM

5. UNCCD and SDGs (Contd)



**SUSTAINABLE
DEVELOPMENT GOALS**
17 GOALS TO TRANSFORM OUR WORLD



Sustainable Development Goal 15, Target 15.3

“By 2030, combat **desertification**, restore **degraded land and soil**, including land affected by **desertification, drought** and floods, and strive to achieve a **land degradation-neutral world**”



THE GLOBAL
MECHANISM


5. UNCCD and SDGs (Contd)



Sustainable Development Goal 15, Target 15.3, Indicator 15.3.1

“Proportion of land that is **degraded** over total land area”

6. Land Degradation Neutrality (SDG target 15.3)




Decisions at UNCCD COP.12

- Endorsed SDG target 15.3. and LDN as strong vehicle for driving the implementation of the Convention
- Invited all country Parties to “**formulate voluntary targets** to achieve LDN” and to **incorporate them in UNCCD NAPs**
- Requested UNCCD bodies to:
 - provide guidance for formulating national LDN targets
 - facilitate the use of UNCCD indicator frameworks to monitor LDN targets
- **Use the monitoring and evaluation approach adopted in decision 22/COP.11 including the progress indicators**

6. LDN (Contd)

- Implementing LDN creates **multiple benefits** and will make a direct contribution to achieving these and other SDGs



6. LDN:

Framework for Monitoring and Reporting on SDG Target 15.3

Indicator 15.3.1
Proportion of land that is degraded over total land area



Sub-Indicators
UNCCD (CBD, UNFCCC)
Reporting Mechanisms



Data from multiple sources
FAO, GEF and other
Reporting Mechanisms

Official Statistics and Earth Observation



Land Use and Management Practices



Surveys, Sampling and Citizen Sourcing



7. LDN Target-Setting Program (LDN-TSP)

Objective: Country Parties are enabled to establish national voluntary LDN targets

Building Blocks:

Leveraging LDN

Setting LDN targets and associated measures

Assessing LDN


Achieving LDN

7. LDN TSP (Contd)

Building blocks

1. Leveraging LDN

- National LDN Target Setting Leverage Plan established
- Senior government and major international partners mobilized
- Multi-stakeholder engagement established





THE GLOBAL
MECHANISM

7. LDN TSP (Contd)

Building blocks

2. Assessing LDN

- LDN baseline established and mapped
- LDN legal and institutional environment analyzed
- LDN trends and drivers mapped



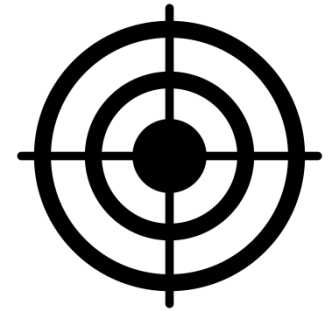


7. LDN TSP (Contd)

Building blocks

3. Setting LDN targets and measures

- LDN targets established
- Key policy/technical measures to achieve LDN targets identified
- **Governmental high level note of measures to avoid, minimize and reverse land degradation prepared**






7. LDN TSP (Contd)

Building blocks

4. Achieving LDN

- LDN included in **selected national policies and commitments**
- Transformative LDN projects/programmes and innovative finance mapped out





THE GLOBAL
MECHANISM

7. LDN TSP (Contd)

Timeframe: LDN TSP organized into 3 initial phases

- Launch phase (Nov 2015 - Jul 2016)
- Implementation phase (Jul 2016 - Jun 2017)
- Consolidation phase (Jul - Dec 2017)



THE GLOBAL
MECHANISM


7. LDN TSP (Contd)

Synergies

- stakeholder participation
- **LDN indicators** – Synergies with UNCCD reporting
- identification and prioritization of **measures** to achieve LDN
- Effective mainstreaming of LDN **in policy processes, development agendas and investment frameworks**
- Effective synergies between LDN target setting and **other initiatives at country level**

7. LDN TSP achievements and next steps

At country level	At global level
Ensure government leadership	Peer learning
Establish and map LDN baseline	Advocacy
Define LDN targets and associated measures	Partnership building
Tap into opportunities provided by LDN TSP	
Map out LDN transformative projects and innovative finance	



8. LDN-TSP overview in Africa

- 5 pilot countries already in phase 2 of LDP implementation: Algeria, Chad, Ethiopia, Namibia and Senegal
- 39 countries joined the LDN-TSP
- Supporting teams: GM/UNCCD staff + 2 RC + CC
- Inception workshops held in June and October

9. Conclusions and recommendations

- Tap into opportunities provided by LDN target setting
- Develop transformative projects
- Build on lessons learnt
- GM of the UNCCD to further mobilize resources for increased support



THE GLOBAL
MECHANISM

Thank You

