



CONVENTION ON MIGRATORY SPECIES

Distribution: General

UNEP/CMS/ScC18/Inf.10.2.1
14 June 2014

Original: English

18th MEETING OF THE SCIENTIFIC COUNCIL

Bonn, Germany, 1-3 July 2014

Agenda Item 10.2.1

RENEWABLE ENERGY TECHNOLOGY DEPLOYMENT AND MIGRATORY SPECIES: AN OVERVIEW

Summary

Within the framework of a joint initiative between the Secretariats of the Convention on the Conservation of Migratory Species of Wild Animals (CMS) and the Agreement on the Conservation of African-Eurasian Migratory Waterbirds (AEWA), on behalf of the entire CMS Family; the International Renewable Energy Agency (IRENA); and the BirdLife International UNDP/GEF Migratory Soaring Birds project, a review report on the interactions between renewable energy technologies deployment and migratory species is being compiled.

The document annexed to this note was produced under consultancy. It constitutes the second draft of the review report. It is submitted to the 18th Meeting of the Scientific Council for information and possible comments.

RENEWABLE ENERGY TECHNOLOGIES AND MIGRATORY SPECIES: GUIDELINES FOR SUSTAINABLE DEPLOYMENT

(Prepared by the UNEP/CMS Secretariat)

1. The Secretariats of the Convention on the Conservation of Migratory Species of Wild Animals (CMS) and the Agreement on the Conservation of African-Eurasian Migratory Waterbirds (AEWA), on behalf of the entire CMS Family; the International Renewable Energy Agency (IRENA) and the BirdLife International UNDP/GEF Migratory Soaring Birds project have joined forces to carry out a review of the actual or potential impacts on migratory species of the deployment of renewable energy technology, and produce a set of guidelines on how to avoid or mitigate those impacts. Details about the initiative are provided in document UNEP/CMS/ScC18/Doc.10.2.

2. Under this cover note the annexed second draft of a review report on the interactions between renewable energy technologies deployment and migratory species is reproduced. The first draft of the report was transmitted by the Secretariat to Scientific Council Members for comments on 20 January 2014. Comments received were compiled by the Secretariat and transmitted to the consultant for consideration. At the time this document is being finalized, the revision of the report is still ongoing, and the attached draft reflects progress achieved by the end of May 2014 in addressing the comments received. With respect to the initial draft circulated in January 2014, this version also incorporates a draft compilation of examples of potential impact hotspots for migratory species.

3. The production of this document was made possible thanks to financial contributions from the governments of Germany and Norway through the CMS and AEWA Secretariats, from BirdLife International through the UNDP/GEF Migratory Soaring Birds project and from IRENA.

Action requested:

The Scientific Council is invited to:

- Note the progress made in the compilation of a review of the interactions between Renewable Energy Technology Deployment and Migratory Species, and provide comments as appropriate, in particular on the draft compilation of hotspots.

Annex

Renewable Energy Technology Deployment and Migratory Species: an Overview

J. van der Winden
F. van Vliet
C. Rein
B. Lane

Revised draft as of 30 May 2014

Renewable Energy Technology Deployment and Migratory Species: an Overview

J. van der Winden¹

F. van Vliet¹

C. Rein²

B. Lane³

1. Bureau Waardenburg
2. ESS Group
3. Brett Lane & Associates



Boere
Conservation Consultancy



commissioned by: International Renewable Energy Agency, Convention on Migratory Species, African-Eurasian Waterbird Agreement and Birdlife International, UNDP/GEF/Birdlife Msb project

16 January 2014
report nr 14-019

Status: Reviewed draft

Report nr.: 14-019

Date of publication: 16 January 2014

Title: Review of the conflict between renewable energy technologies deployment and migratory species

Authors/editors: Drs J. van der Winden
Drs. F. van Vliet
C. Rein

B. Lane

Number of pages incl. appendices: 000

Project nr: 13-107

Project manager: drs. J. van der Winden.

Name & address client: International Renewable Energy Agency

IRENA Secretariat, C67 Office Building, Khalidiyah (32nd) Street,
19th floor , procurement office

Abu Dhabi, United Arab Emirates

Reference client: PL/PO/2013/O/0132

Signed for publication: Teamleader Bird Ecology
drs. T. Boudewijn

Initials:

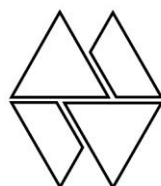


Bureau Waardenburg bv is not liable for any resulting damage, nor for damage which results from applying results of work or other data obtained from Bureau Waardenburg bv; client indemnifies Bureau Waardenburg bv against third-party liability in relation to these applications.

© Bureau Waardenburg bv and partners/ International Renewable Energy Agency

This report is produced at the request of the client mentioned above and is his property. All rights reserved. No part of this publication may be reproduced, stored in a retrieval system, transmitted and/or publicized in any form or by any means, electronic, electrical, chemical, mechanical, optical, photocopying, recording or otherwise, without prior written permission of the client mentioned above and Bureau Waardenburg bv, nor may it without such a permission be used for any other purpose than for which it has been produced.

The Quality Management System of Bureau Waardenburg bv has been certified by CERTIKED according to ISO 9001:2008.



Bureau Waardenburg bv
Consultants for environment & ecology

P.O. Box 365 4100 AJ Culemborg, The Netherlands
Tel. +31 345 51 27 10 Fax +31 345 51 98 49
info@buwa.nl www.buwa.nl

Preface

This report reviews conflicts arising between renewable energy deployment and migratory species as a consequence of the worldwide growth of renewable energy. Notwithstanding the positive impacts on biodiversity via climate change mitigation, the deployment of renewable energy technologies can also have negative impacts on species, including migratory species. This review presents the current state of knowledge about the impacts of renewable energy technologies deployment on migratory species from a global perspective. This knowledge will contribute to the environmentally sound development of renewable energy with a special focus on migratory species. It will support future impact assessments for renewable energy projects and it forms the basis for understanding how to avoid, minimize, and mitigate these negative impacts. This review also identifies needs for further research.

Table of contents

Preface	4
Table of contents	5
1 Introduction	14
1.1 Background and objective	14
1.2 Scope of the review	16
1.2.1 Migratory species	16
1.2.2 Renewable energy sources	16
1.2 Method and approach	18
1.2.1 Data collection	18
1.3 Report structure	19
1.4 Construction phase renewable energy deployments	19
1.5 Literature	21
2 Bioenergy	22
2.1 Introduction	22
2.2 Impact matrix	23
2.3 Construction phase	26
2.4 Birds	26
2.4.1 Mortality	26
2.4.2 Habitat loss	27
2.4.3 Habitat degradation	27
2.5 Mammals	29
2.5.1 Mortality	29
2.5.2 Habitat loss	29
2.5.3 Habitat degradation	29
2.6 Other species	30
2.7 Examples of mitigation and compensation (phase 3)	30
2.8 Positive effects	30
2.9 Gaps in knowledge	31
2.10 Conclusions	31
2.11 Literature	32
3 Geothermal energy	36
3.1 Introduction	36
3.2 Impact matrix	37

3.3	Construction phase	39
3.4	Birds	40
3.4.1	Mortality	40
3.4.2	Habitat loss	40
3.4.3	Habitat degradation	40
3.5	Large herbivore mammals	41
3.5.1	Mortality	41
3.5.2	Habitat Loss	41
3.5.3	Habitat degradation	41
3.6	Other species	43
3.6.1	Mortality	43
3.6.2	Habitat Loss	43
3.6.3	Habitat degradation	43
3.7	Examples of mitigation and compensation (phase 3)	44
3.8	Positive effects	45
3.9	Gaps in knowledge	45
3.10	Conclusions	46
3.11	Literature	46
4	Hydropower energy	50
4.1	Introduction	50
4.2	Impact matrix	51
4.3	Construction phase	57
4.4	Fish	57
4.4.1	Mortality	58
4.4.2	Habitat loss	61
4.4.3	Obstruction of movements	63
4.4.4	Habitat degradation	64
4.5	Birds	66
4.5.1	Mortality	66
4.5.2	Habitat loss and degradation	67
4.6	Mammals	70
4.6.1	Mortality	71
4.6.2	Habitat loss and degradation	71
4.7	Other species	73
4.8	Examples of mitigation and compensation (phase 3)	74

4.9	Positive effects	76
4.10	Gaps in knowledge.....	77
4.11	Conclusions	78
4.12	Literature	78
5	Ocean energy	83
5.1	Introduction.....	83
5.2	Impact matrix	85
5.3	Construction phase	89
5.4	Fish	89
5.4.1	Mortality	90
5.4.2	Habitat loss.....	91
5.4.3	Habitat degradation	91
5.5	Reptiles.....	91
5.5.1	Mortality	92
5.5.2	Habitat loss.....	92
5.5.3	Habitat degradation	92
5.6	Birds.....	92
5.6.1	Mortality	92
5.6.2	Habitat loss.....	93
5.6.3	Habitat degradation	93
5.7	Mammals.....	93
5.7.1	Mortality	95
5.7.2	Habitat loss.....	96
5.7.3	Habitat degradation	96
5.8	Other species.....	97
5.8.1	Mortality	97
5.8.2	Habitat loss.....	97
5.8.3	Habitat degradation	97
5.9	Examples of mitigation and compensation (phase 3).....	98
5.10	Positive effects.....	98
5.11	Gaps in knowledge.....	99
5.12	Conclusions	100
5.13	Literature	100
6	Solar energy	103
6.1	Introduction.....	103

6.2.	Impact matrix	104
6.3	Construction and operation phase	108
6.4	Fish	108
6.5	Birds.....	108
6.5.1	Mortality	108
6.5.2	Disturbance: bird attraction to industrial scale solar power plants	110
6.5.3	Habitat loss and degradation.....	112
6.6	Mammals.....	113
6.7	Other species.....	113
6.8	Examples of mitigation and compensation (phase 3).....	114
6.9	Positive effects.....	114
6.10	Gaps in knowledge.....	115
6.11	Conclusions	115
6.12	Literature	116
7	Wind energy.....	117
7.1	Introduction.....	117
7.2	Impact matrix	119
7.3	Construction phase	125
7.3.1	Mortality and physiological effects	125
7.3.2	Habitat loss.....	126
7.3.3	Disturbance	126
7.4	Fish	127
7.4.1	Mortality and physiological effects	127
7.4.2	Habitat loss.....	128
7.4.3	Disturbance and displacement: habitat degradation	128
7.5	Reptiles.....	128
7.6	Birds.....	129
7.6.1	Mortality	129
7.6.2	Habitat loss: disturbance of resting, feeding and breeding birds.....	134
7.6.3	Disturbance of flying birds	136
7.7	Bats.....	140
7.7.1	Mortality	140
7.7.2	Habitat loss and degradation.....	142
7.7.3	Habitat degradation through disturbance.....	142
7.8	Other species.....	142

7.8.1	Insects.....	142
7.8.2	Crustaceans	142
7.8.3	Terrestrial and marine mammals	143
7.9	Examples of mitigation and compensation (phase 3).....	148
7.9.1	General.....	148
7.9.2	Birds	148
7.9.3	Mammals.....	150
7.9.4	Bats	150
7.10	Positive effects.....	151
7.10.1	Fish and crustaceans	151
7.10.2	Birds	151
7.10.3	Mammals.....	152
7.11	Gaps in knowledge.....	152
7.12	Conclusions	153
7.13	Literature	154
8	Discussion and conclusions.....	163
8.1	Renewable energy.....	163
8.2	Scale and cumulative effects	164
8.3	Diversity in impacts.....	166
8.4	Strategic planning and research to avoid conflicts	166
8.5	Positive impacts.....	167
8.6	Post construction monitoring.....	167
8.7	Gaps in knowledge.....	167
8.8	Conclusions	168
8.9	Literature	170

Executive summary

Due to growing concerns about climate change and energy security, there is an increasing effort across the globe to switch over to renewable energy sources. This includes bioenergy, geothermal energy, hydropower, ocean energy, solar energy and wind energy.

Notwithstanding the socio-economic benefits and positive impacts on biodiversity through climate change mitigation, the deployment of renewable energy technologies (RET) could also have negative impacts on wildlife, including migratory species, if not properly planned and designed. Wind turbines, for example, can cause direct mortality in birds and bats due to collisions with turbine rotors or towers. Typical fatality rates could be in the order of several up to several tens of individuals of birds or bats per turbine per year.

Migratory species characteristically have geographically separate breeding and non-breeding ranges connected by migration routes. Individuals and populations can therefore be affected at several points during their life cycle: in breeding areas, during migration or at migratory stopover sites, or in non-breeding areas. Impacts can be cumulative and result from combinations of comparable or different renewable energy deployments, as well as from other developments and environmental pressures.

When the potential impacts on species are known, appropriate measures can be taken to minimize these impacts. More specifically, the challenge is to identify which species are likely to be adversely affected, the locations at which adverse impacts are most likely to occur, and the specific features of the environment and man-made structures that pose the greatest risks, so that adverse effects can be avoided or mitigated. This information is particularly important in the early stages of Strategic Environmental Assessment (SEA) and Environmental Impact Assessment (EIA) processes. However, most of the available information is scattered and not necessarily readily accessible. Furthermore, there is insufficient knowledge on the potential impacts of most RET deployments on migratory animals. An overview of the magnitude of the potential or actual conflict between migratory species and RET deployment and identification of measures to avoid or mitigate any conflict at a global scale is lacking.

Therefore, the International Renewable Energy Agency, the Convention on the Conservation of Migratory Species of Wild Animals (CMS) and the African-Eurasian Waterbird Agreement (AEWA), on behalf of the entire CMS Family, and BirdLife International have commissioned a review of RET deployment and their possible impacts, negative and positive, on migratory species, and guidelines for mitigating and avoiding possible conflicts with migratory species.

This review aims to present an up-to-date overview of the nature, scale and impact of RET on migratory species, including a summary of the aspects involved and gaps in knowledge. Technical and legislative solutions as well as suggestions for evaluating and monitoring the effectiveness of mitigation and preventive measures are covered

in the separate guidelines document 'Renewable Energy Technologies and Migratory Species: Guidelines for sustainable deployment'.

This review focuses on the six commonest sources of renewable energy (bioenergy, geothermal energy, hydropower, ocean energy, solar energy and wind energy), and the possible impacts of their deployment on the migratory species listed by the CMS Family, and focussing on the technologies that are commercially available. The review especially covers impacts in the *operational* phase of RET. Impacts in the exploration and construction phases (*e.g.* infrastructure) are also summarised, but in less detail as these are in most cases not limited to renewable energy and are already reviewed in other studies. However, in a few specific cases where construction activities for renewable energy deployment (*e.g.* offshore wind turbine construction) may seriously impact migratory species, these are further elaborated in the review.

Each of the six main renewable energy sources is dealt within a separate chapter in this review, which presents:

- A general description of its worldwide importance and distribution and the technologies to deploy that renewable energy source.
- A review of the possible impacts on migratory species and summarised in an impact matrix.
- Examples of mitigation and compensation measures.
- Positive effects.
- Gaps in knowledge.

For a summary of the main conclusions for each renewable energy deployment we refer to the conclusion paragraphs of the individual chapters 2 - 7. A simple summarisation of impacts is difficult given the highly variable ecological characteristics of the species involved and the diverse settings in which impacts occur. In general, the species groups where impacts are most likely to occur include migratory birds, mammals and fish (table S1). The main (potential) impacts of RET deployment on migratory species are habitat loss, habitat degradation, disturbance, barrier effects and direct mortality.

Impacts are often site- and species-specific. For example, the number of bird fatalities in a wind farm depends on the risk of a certain species to collide with a wind turbine and on the flight intensity through the wind farm. These aspects are related on the one hand to ecological characteristics (*e.g.*, species and their preferred habitat and specific behaviour), on the other hand to technological characteristics of the wind farm (*e.g.* configuration and type of wind turbines). Also, it is important to note that population level vulnerability is influenced by demographics, *i.e.* migratory species with a long life-expectancy and a low reproductive rate, such as large bodied birds and mammals, are the most likely to experience population level effects.

Table S1. Summary of the main impacts of renewable energy technologies deployment on migratory species groups (mammals, birds, fish, reptiles, insects). Due to differences in scale and distribution worldwide effects differ substantially. - = impact on population level is negligible.

Energy source deployed	Regionally or locally high impact, but with no significant impact on the overall species population	Impacts on population level known	Impacts on population level likely
biomass	habitat loss for all species groups	- (only small scale)	- (only small scale)
geothermal	few bird, mammal and fish species	-	-
hydropower	many fish species and some bird species	several fish species, one extinction	fish, fresh water cetaceans
ocean energy	fish, sea turtles, birds crustaceans and squid	-	-
solar power	habitat loss for all species groups	- (only small scale)	- (only small scale)
wind energy	many species of birds, bats	few bird species	birds and bats

Proper planning at the national and international levels through SEAs followed up by site or project specific EIAs combined with sound environmental research is essential to minimise the impacts of RET deployment on migratory species. Information on exact migration routes is generally scarce, but essential in the planning phase of renewable energy deployments. Modelling can be a helpful instrument for this as well as existing online databases of the key migration stopover sites and known migration corridors (e.g. CSN tool and BirdLife MSB project). Pre- and post-construction monitoring are important to provide information for the planning decisions, both for already planned and future projects, as well as to evaluate mitigation measures and predicted impacts. Such post-construction monitoring is now an obligatory standard for e.g. large wind farms and new power lines in NW-Europe in order to be able to 'keep the finger on the pulse'.

So far, few mitigation measures are actually in place. What is especially needed are measures that can greatly reduce risks to migratory species with minimal influence to operational procedures, such as is the case with wind turbines and bats. Reducing wind turbine operation during periods of low wind speed, when most bat fatalities occur, has been shown to decrease bat mortality with 44 - 93%, while total annual power output only decreased with less than 1%.

Finally, this review shows that relatively few systematic studies on the impacts of RET deployment on migratory species have been undertaken. The primary gaps in knowledge of potential impacts of RET deployment and migratory species lie in the detailed understanding of specific migration routes and the importance of particular habitats and regions as stopover, nesting, and feeding sites as well as how RET deployment may cumulatively affect these.

Detailed information in these areas will be imperative to the careful siting of renewable energy projects to avoid, for example, important migration corridors. As the size or total number of RET deployments increases, the impacts can be expected to grow. To

date, very few attempts have been made to model or study impacts at the larger scale, such as population level or entire migration routes (e.g. intercontinental “flyways” for birds). Most such studies are theoretical rather than evidence-based. The same applies to studies of cumulative impacts. For example, potential barrier effects to migratory birds, fish and marine mammals may increase in the near future as more offshore wind farms become operational. The cumulative assessment of impacts at population scale during the full life cycle (reproduction-, migration-, and non-reproduction phases) is currently a major conservation challenge. Although the review shows a few examples where population effects of RET deployment have been proven (e.g. hydropower and fish and wind energy and raptors), most impacts of renewable energy deployment on migratory species have not yet lead to changes at population level.

1 Introduction

1.1 Background and objective

Due to increasing concerns about climate change and energy security, there is worldwide an increasing effort to switch over to renewable energy sources, including bioenergy, geothermal energy, hydropower, ocean energy, solar energy and wind energy.

Today, the world gets about 18% of its energy from renewable energy, with a little less than half of this from traditional biomass (direct use of fuelwood, charcoal, residues, etc). The top countries for renewable power capacity in 2012 were China, the United States, Brazil, Canada, and Germany. The growth of renewable energy worldwide began in the 1990s and accelerated greatly in the 2000s. As shown in Figure 1.1 (IRENA, 2014) renewable energy sources represent a rapidly rising share of energy supply in a growing number of countries and regions, with more than half of the new electricity generation capacity in recent years coming from renewable sources. The deployment of renewables is particularly picking up speed across Asia, Latin America, the Middle East, and Africa, with new investment in all technologies (REN21 2013).

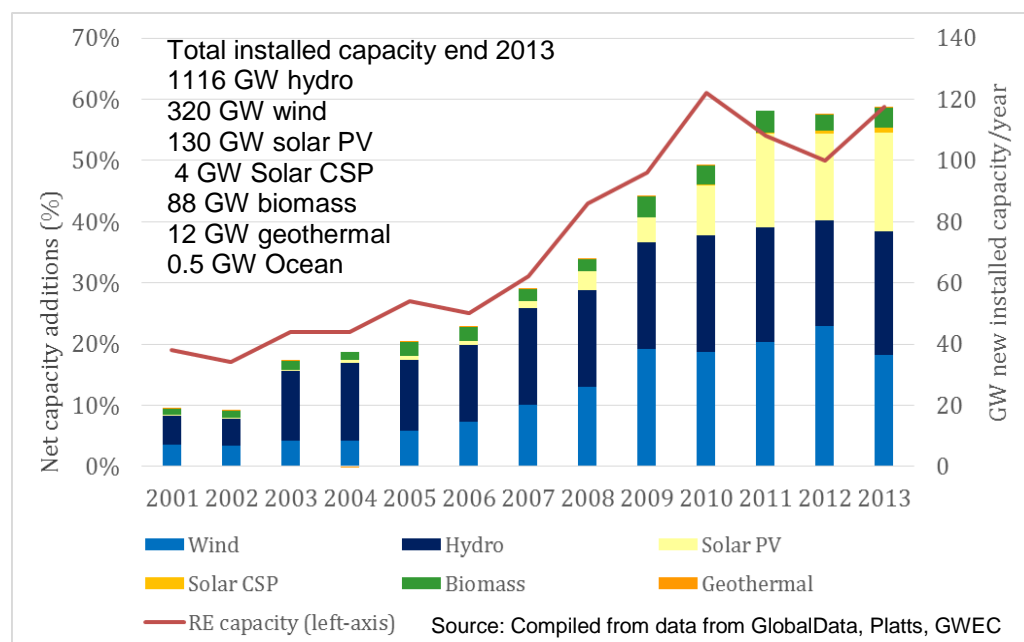


Figure 1.1 Share of renewables in global new electricity generation capacity additions

The production of all forms of energy from renewable sources makes a significant contribution to climate change mitigation (e.g. Rogelj *et al.* 2013, Edenhofer *et al.* 2012). By contributing to climate change mitigation, the production of renewable sources also makes a significant contribution to the conservation of biodiversity worldwide (Secretariat of the Convention on Biological Diversity 2010, Gitay *et al.*

2002). Rapid climate change affects ecosystems and species ability to adapt with loss of biodiversity as a result.

In 2011, the UN Secretary General launched the “Sustainable Energy for All” initiative with three interlinked objectives of universal access to modern energy services, doubling the global rate of improvement in energy efficiency, and doubling the share of renewable energy in the global energy mix by 2030. IRENA’s Remap 2030 report (IRENA, 2014) shows that achieving the renewable energy objective is possible and cost effective with existing technologies, results in significant fuel savings and results in substantial environmental and socioeconomic benefits of over 10 Gt of GHG emission mitigation and over 3 million direct jobs a year.

Notwithstanding the socioeconomic benefits and positive impacts on biodiversity via climate change mitigation, the deployment of renewable energy technologies could also have negative impacts on wildlife, including migratory species, if not properly planned and designed. Wind turbines, for example, can cause direct mortality in birds or bats due to collisions with turbine rotors or towers. When (potential) impacts on species are known, proper measures can be taken to minimize the impacts. More specifically, the challenge is to identify which species are likely to be adversely affected, the locations at which adverse impacts are most likely, and the particular features of the environment and structures that increase the risks to species, so that adverse effects can be appropriately avoided or mitigated. This information is particularly important in the early stage of Strategic Environmental Assessment (SEA) and Environmental Impact Assessment (EIA) processes.

A number of studies, including previous reviews, have been undertaken on this subject over recent years. Significant data have been gathered, for instance on the impact of wind farms on certain species of birds and bats, and various solutions have been devised. However some of this information is scattered and not necessarily readily available. Furthermore, there is insufficient knowledge on most of the other renewable energy technologies deployment and their potential impacts on migratory animals. An overview of the magnitude of the potential or real conflict between migratory species and renewable energy deployment and identification of measures to avoid or mitigate any conflict at a global scale is lacking.

Therefore, the International Renewable Energy Agency, the Convention on the Conservation of Migratory Species of Wild Animals (CMS) and the African-Eurasian Waterbird Agreement (AEWA), on behalf of the entire CMS Family; and BirdLife International have joined forces to carry out a thorough review of renewable energy technology deployment and their possible impacts, negative and positive, on migratory species with a view to producing a comprehensive set of guidelines and mitigation measures, including examples of best practice, for the deployment of renewable energy technologies in ways that avoid or mitigate possible conflict with migratory species.

The guidelines report is published separately together with the summary of this report.

1.2 Scope of the review

1.2.1 Migratory species

This review focuses on migratory species. According to the CMS definition "migratory species" means the entire population or any geographically separate part of the population of any species or lower taxon of wild animals, a significant proportion of whose members cyclically and predictably cross one or more national jurisdictional boundaries. This study focused on the migratory species listed by CMS and its associated instruments (aka CMS Family). These are the *migratory* species in the CMS Appendices I (Endangered migratory species) and II (Migratory species conserved through Agreements) and additional *migratory* species listed under the CMS instruments (AEWA, ACCOBAMS, ASCOBANS, EUROBATS, Raptors MoU, and Action Plan for the Conservation of Small Cetaceans of Western Africa and Macaronesia) (see Annex 1). These include mammals, birds, reptiles, fish and insects. A limited number of typical migratory species not listed in the CMS Family appendices have been added, such as salmon and eel.

General principles in conflicts that may arise between migratory species and renewable energy technology deployment that apply to a broad taxonomic group have been addressed as such. Thus, where appropriate impacts have been described on higher taxonomic level (see Table 1.1). Using examples or specific extensive information where available for particular species, the review addresses the impacts on lower taxonomic level (from 'order' to 'species' level).

1.2.2 Renewable energy sources

The review focused on all the six categories of renewable energy production:

1. Biomass;
2. Geothermal energy;
3. Hydropower;
4. Ocean energy;
5. Solar energy; and
6. Wind energy

The six mainstream sources of renewable energy, their technologies and the setting (broad habitat class) and the species groups that they affect are summarized in Table 1.2. This categorization formed the basis for the review study.

The technical maturity of these renewable energy technologies varies substantially. Some of these technologies are commercially available. Other technologies are at the demonstration and pilot project phase or even are at the research and development (R&D) stage. In this review we discuss effects of the technologies that are commercially available. For other developments the potential impacts and the need for further research are assessed in general.

Table 1.1 Taxonomic group levels considered for migratory species in this review and the relevant CMS Family agreements.

Appendix I/II groups	Class	Order (or subclass)	habitat	Agreement
Bats	Mammalia	Chiroptera	terrestrial	CMS, EUROBATS
Whales and dolphins	Mammalia	Cetacea	marine	CMS, ACCOBAMS, ASCOBANS, WAAM
Gorillas	Mammalia	Primates	terrestrial	CMS, GORILLAS
Dugongs and manatees	Mammalia	Sirenia	water	CMS, WAAM
Seals	Mammalia	Pinnipedia	marine	CMS, Waddensea Seals
Elephants	Mammalia	Loxodonta	terrestrial	CMS
Ungulates	Mammalia	Ungulata	terrestrial	CMS
Carnivores	Mammalia	Carnivora	terrestrial	CMS
Ducks and geese	Aves	Anseriformes	water	CMS, AEWA
Penguins and divers	Aves	Sphenisciformes	marine	CMS, AEWA
Albatrosses and petrels	Aves	Procellariiformes	marine	CMS, ACAP
Pelicans, tropicbirds, gannets, cormorants and frigatebirds	Aves	Pelecaniformes	water	CMS, AEWA, MOU SB
Hérons, storks, ibises and flamingos	Aves	Ciconiiformes	water, terrestrial	CMS, AEWA, MOU SB
Vultures, hawks, eagles and falcons	Aves	Accipitriformes	terrestrial	CMS, AEWA, MOU SB
Rails, cranes and bustards	Aves	Gruiformes	water, terrestrial	CMS, AEWA
Shorebirds (waders, gulls, terns)	Aves	Charadriiformes	water, coastal, marine, terrestrial	CMS, AEWA
Owls	Aves	Strigiformes	terrestrial	CMS
Old World warblers	Aves	Passeriformes	terrestrial	CMS
New World warblers	Aves	Passeriformes	terrestrial	CMS
South American birds	Aves	Passeriformes	terrestrial	CMS
Sea turtles	Reptilia	Testudines	marine	CMS
Crocodiles	Reptilia	Crocodylia	river/marine	CMS
Sharks, rays and skates	Chondrichthyes	Elasmobranchii	marine	CMS
Sturgeons	Osteichthyes	Acipenseriformes	river	CMS
Catfish	Osteichthyes	Siluriformes	river	CMS
Salmon and Eel	Osteichthyes	Salmoniformes, Anguilliformes	marine/fresh	additional
Insects (butterfly)	Insecta	Lepidoptera	terrestrial	CMS

Table 1.2 Categorization of renewable energy technology deployment and species groups that they affect.

Technology		Habitat	Migratory species groups affected
Biomass	Biofuel crop production	Terrestrial	Birds, bats, large mammal herbivores, insects
Geothermal energy	Geothermal heatpumps (GHP) Enhanced geothermal systems (GHS)	Terrestrial	Birds, Bats, large mammal herbivores
Wind energy–	Onshore wind turbines	Terrestrial and coastal	Birds, Bats, large mammal herbivores
	Coastal and offshore wind turbines	Coastal and marine	Birds, bats, seals, turtles, cetaceans, fish
Hydropower	Hydro electric dams	Waterway and terrestrial	Birds, bats, fish, cetaceans
Ocean energy	Tidal/wave energy production Floating/submerged energy production units (EPU's) Thermal energy generating/processing plants Osmotic power transport and processing plants	Coastal and marine	Birds, bats, seals, turtles, cetaceans, fish
Solar energy	Photovoltaic (PV) panels Concentrated solar power (CSP) plants	Terrestrial and coastal	Birds, bats, large mammal herbivores

In this review the different technologies are treated comparable unless stated otherwise.

1.2 Method and approach

1.2.1 Data collection

The review relied on already existing information summarized in other studies. This information is available in published and online reviews, articles and reports. Non-published information was included where available within the team and provided by key specialists/experts. For scientific studies the internet databases ISI Web of Knowledge, Zoological Record and JSTOR were searched, whereas for other publications and reports the internet search engine GoogleTM. Recent review papers and relevant references therein were the starting point for the review. The focus was on English literature and there was no thorough survey in other languages. It may be assumed that there will be many examples published in other languages but the important issues will be recognized in recent English reviews or overviews. Moreover, as regional experts were contacted as part of the review study, the most important findings from these regions will be included in this review. The reference lists in this first set of material were further perused for quality publications and reports and this

procedure was repeated until no further relevant studies were encountered. If not encountered in any of the incorporated studies, relevant publications and references directly provided by the CMS Family on bats, cetaceans, gorillas and elephants and BirdLife International on birds were also included.

In the review sections, the information is predominantly based on scientific reports or documents with well-described effects. In many documents however, “possible effects” or assessments are listed and these are partially referred to as such and to distinguish these from well-documented effects. In some cases these are described in the gaps in knowledge section.

1.3 Report structure

Renewable energy sources

Impact matrix and renewable energy specific sections

The review report has sections based on all renewable energy deployments. The advantage is the fact that for each renewable energy type all information is presented in one section. Each section starts with a summary of impacts in a matrix. In consecutive paragraphs the effects are reviewed in which habitat destruction, habitat degradation and mortality are the leading parameters. Occasionally the narrative deviated from this format if the information could not be presented in this way or more detail was needed, for instance in the section on wind energy. The effects have been presented for each species group but if effects were merely comparable species groups have been combined. Cumulative effects are not presented for each renewable energy deployment separately but in the conclusions section.

Within this report we focused in each chapter on the operational phase. The effects of construction of infrastructure are not specific for renewable energy and are reviewed in many studies. However, we summarized some general aspects on the impacts of the exploration phase and construction phase. Aspects that are specific or characteristic for renewable energy deployments were additionally reviewed in the relevant chapters. In

1.4 Construction phase renewable energy deployments

This project adopted an approach that analysed aspects and impacts of renewable energy technology deployment and potential conflict with migratory species, with emphasis on the operational phases of renewable energy projects, where the technologies involved create unique potential and known conflicts with migratory wildlife. For the purposes of this project, renewable energy technologies were defined as power generation plants. Infrastructure directly or indirectly related to this, such as powerlines that connect them to the power grid, were not the objective of the review or guidelines documents. Therefore, the key guidance documents available in relation to this aspect of the conflict of electricity generation projects and migratory species were not summarized. However, a holistic point that the EIA process needs to

consider the impact from this concurrent development within its assessment is addressed.

Effects during the construction of renewable energy projects generally reflect those for other similar construction projects and can include mortality, habitat loss and disturbance. As said above within this report we focused in each chapter on the operational phase and we summarized some general aspects on the impacts of the exploration phase and construction phase. In many cases, the effects of the construction phase are in fact comparable with the long-term operational phase effects, such as habitat loss or habitat degradation. In these cases the effects of the operational and construction phase cannot be separated in terms of population effects. Within the specific chapters this is discussed if appropriate.

The level and duration of the effects witnessed vary depending on ecological and environmental factors as well as the location, timing, duration, intensity and scale of the project and the construction techniques and any mitigation measures employed. Although the construction phase is generally much shorter than the operation duration of a renewable project, activity may be more intensive during construction and acute responses may be evident.

Mortality as a direct result of construction is likely to be localised and restricted to slow moving or immobile species. Habitat loss associated from the construction process may involve the use of nearby areas as storage or work areas. Depending on the habitat concerned and any restoration measures the habitat can be made available soon after the construction process. Re-colonisation will depend on the duration of the construction and location, habitat and species involved.

Construction activity likely involves the use of large, sometimes relatively noisy, machinery and intense human activity, which can lead to the disturbance of animals. Any responses may result in the animal leaving the area or utilising the habitat less effectively. Consequently, disturbance can be regarded as habitat degradation (or effective habitat loss) and can lead to effects on reproduction, survival or distribution. Responses to disturbance can include a decreased intake rates, reduced survival, reduced numbers and ultimately absence in the area. The specific effects from disturbance will depend on scale and length of construction activity as well as the species involved, time of year and location. The duration of the response may last as long as the disturbance itself or perhaps slightly longer. In some situations acclimatisation may occur, when an animal no longer reacts to the disturbance. In other extremes, loss from an area may be permanent or take many years or generations before animals return.

Indirect effects

Many effects are not direct but indirect. These effects can be a result of an industrial deployment in natural habitats and might cause better accessibility of yet inaccessible landscapes leading to hunting, poaching or recreation. These effects are also not

typical for renewable energy but for most infrastructural developments. Such impacts have not been reviewed based on scientific papers in detail, but the impacts are addressed in general if appropriate.

Positive effects because of expected slowdown of global climate change will not be addressed in the review although this is definitely an important impact of the change from conventional energy to renewable energy. Positive effects of a slowdown of global warming will substantially add to the conservation of migratory species as habitats will be preserved, distances between stopovers will be less affected, and desertification might be halted.

Notwithstanding this, renewable energy technologies are deployed in particular environments or settings, which support a specific sub-set of migratory taxa. A clear up-front division is obvious between the deployment of renewable energy technologies in terrestrial, coastal, waterway and marine settings. The scope of the technologies and the settings in which they are deployed determined how consideration of conflicts were structured.

1.5 Literature

- Edenhofer O, Pichs-Madruga, R., Sokona, Y., Seyboth, K., Matschoss, P., Kadner, S. 2012. IPCC Special Report on Renewable Energy Sources and Climate Change Mitigation.
- Gitay, H., A. Suarez, and R.T. Watson. 2002. Climate change and biodiversity: IPCC Technical Paper V. Intergovernmental Panel on Climate Change. Geneva. 77 pp.
- Rogelj J., D.L. McCollum & K. Riahi 2013. The UN's 'Sustainable Energy for All' initiative is compatible with a warming limit of 2 °C. *Nature Climate Change* 3, 545–551.
- REN21. 2013. Renewables Global Futures Report (Paris: REN21).
- Secretariat of the Convention on Biological Diversity, 2010. Global Biodiversity Outlook 3. Montréal.

2 Bioenergy

A. Patterson & T. van der Have

2.1 Introduction

Most countries also use biomass feedstock for the production of liquid biofuels such as ethanol and biodiesel for transport, production of electricity and heating (Bies 2006, Jacobson 2008). Currently, biomass is the only renewable energy source that can be harnessed to produce both electricity and liquid transportation fuel (Osmani *et al.* 2003).

Three categories of biomass are commonly used for these purposes, (1) Energy crops, including corn (maize [*Zea mays*]), sugarcane (*Saccharum* sp.), sugar beets (*Beta vulgaris*), switchgrass (*Panicum virgatum*), wheat (*Triticum* sp.), and Silver grass *Miscanthus* sp. and hybrids, Napiergrass *Pennisetum purpureum*, Reed canary grass *Phalaris arundinacea*, (2) forest biomass, including wood residue from logging operations and deadwood, and (3) agricultural crop residue.

The United States and Brazil are world leaders in the production of bioethanol, a widely-used additive to gasoline. The primary crops used for production of ethanol in these countries are corn and sugarcane, respectively (Bies 2006, Martinelli & Filoso 2008). Cellulose from energy crops and biomass residues is also used to produce bioethanol using special enzymes (Jacobson 2008).

Compared to the US, there is a greater variety in bioenergy crops in Europe. These include oil crops (mainly oilseed rape) for biodiesel, cereals and sugar beet for bioethanol, and maize for use in biogas plants. Perennial crops currently account for less than one percent of the total EU bioenergy production in 2006/2007 (Marshall *et al.* 2011), but the use of Chinese silver grass *Miscanthus* sp. and switch grass is increasing (Pedroli *et al.* 2013). An increase in biofuel imports in response to increasing demands will also lead to substantial indirect Land Use Change (iLUC) within (Anderson & Fergusson 2006) and outside Europe, most likely in Brazil, South east Asia and Africa (Marshall *et al.* 2011, Elbersen *et al.* 2013).

The EU Renewable Energy Directive of 2009 sets targets for the use of renewable energy, including bioenergy (Elbersen *et al.* 2013). It specifies that 20% of the total energy consumption will come from renewable sources by 2020. Sustainability is ensured by the requirement that biomass cannot be derived from natural forests, protected areas and grasslands with high biodiversity (Elbersen *et al.* 2013, Marshall *et al.* 2011). The annual demand for biomass energy is estimated to increase in 2020 to approximately twice the current level (Bentsen & Felby 2012).

In Europe, the more usual change in land-use is from conventional crops to (perennial) biomass crops and the impact on biodiversity highly depends on the crop type, spatial structure and management (Semere & Slater 2006, Engel *et al.* 2012).

In Africa, solid biofuels account for nearly half of the total primary energy supply and more than 60% in sub-Saharan Africa (Stecher *et al.* 2013) and is used mainly for cooking and heating. Production of energy crops is increasing and include food-crops like cassava *Manihot esculenta*, corn, soybeans and sugarcane, and non-food crops, such as oil palms, *Jatropha Jatropha curcas* for jatropha oil, Napiergrass *Pennisetum purpureum* (native), *Miscanthus* (non-native) and fuelwood (for example, short rotation plantations with *Acacia*, *Leuceana* and *Prosopis* species) (Amigun *et al.* 2011, Wicke *et al.* 2011, Rasmussen *et al.* 2012, Lee & Lazarus 2013).

The potential for energy crops is highly uncertain as the rapid population increase and the associated increase in consumption will prevent the use of biomass for energy production (Stecher *et al.* 2013). The impact on biodiversity in general and migratory birds, bats and terrestrial mammals will depend highly on to which extent natural areas will be converted to energy crops, which crops will be used and how they will be managed (*e.g.*, Wicke *et al.* 2011, Persson 2012).



Biomass energy generation facility, California, United States. Photo credit: National Renewable Energy Laboratory

2.2 Impact matrix

The (potential) impacts of biomass energy deployment are summarized in Table 2.1. As biomass energy, currently, is only exploited on land, only impacts on terrestrial ecosystems / onshore ecosystems are relevant. The species groups where impacts are likely to occur include bats, terrestrial mammals and birds, which are discussed in more detail below. The production of bioethanol has been suggested to impact monarch butterfly *Danaus plexippus* as well, but solid evidence for this in literature

was not found. No direct impact is expected in marine mammals, marine turtles, crocodiles and fish and these are excluded from the analysis.

The impact matrix summarizes the impacts of biomass energy production on the relevant species *groups* (see above). Impacts can be extrapolated to species level (Table 1.1) when biomass energy development coincides with the habitat of these species.

The focus in this chapter will be on growing, managing and harvesting feedstocks for bioenergy. This is the phase in the bioenergy chain that will have the highest impact.

The conversion of large tracts of land from a natural state to grow biomass crops for biofuel production and changing from conventional crops to biomass crops has direct impacts on migratory species habitat, including habitat loss, fragmentation, and degradation (Cook *et al.* 2001, Danielson *et al.* 2008, Fargione *et al.* 2010, Northup & Wittemyer 2013). In the United States, federal government subsidies to farmers growing corn as a biofuel have accelerated this change in land use (Laurance 2007, Fargione *et al.* 2009). Switchgrass, a fast-growing perennial native to the tallgrass prairies of the eastern and central United States and Canada, is a promising fuel for future bioenergy production in North America. Grassland bird diversity and abundance has been found to be comparable between native prairie habitat and switchgrass cultivation fields (Robertson *et al.* 2011), and careful selection of management practices may increase avian biodiversity in switchgrass fields (Paine *et al.* 1996, Murray & Best 2003, Murray *et al.* 2003, Roth *et al.* 2005, Hartman *et al.* 2011, Robertson *et al.* 2011). However, increased abundance of some grassland bird species may come at the expense of others (Murray & Best 2003, Murray *et al.* 2003, Roth *et al.* 2005)

In Europe, the more usual change in land-use is from conventional crops to (perennial) biomass crops and the impact on biodiversity highly depends on the crop type, spatial structure and management (Semere & Slater 2006, Engel *et al.* 2012).

In Africa the impact on biodiversity in general and migratory birds, bats and terrestrial mammals will depend highly on to which extent natural areas will be converted to energy crops, which crops will be used and how they will be managed (*e.g.*, Wicke *et al.* 2011, Persson 2012).

Table 2.1 *Impact matrix biomass energy and migratory species. Assessment of the (potential) impact of the biomass energy technology on migratory species*

Process phase	Species group	Impact	Description of ecological impact	Spatial extent impact	Duration of impact	Magnitude of impact
Construction & Decommissioning	Birds	Habitat loss	Habitat loss occurs due to the construction of new biomass energy facilities, however this was not identified in the literature as a primary impact of this technology on migratory species.	Local	Long-term	I
		Mortality	Not reported	N/A	N/A	N/A
	Terrestrial Mammals	Habitat loss	Habitat loss occurs due to the construction of new biomass energy facilities, however this was not identified in the literature as a primary impact of this technology on migratory species.	Local	Long-term	I
	Birds	N/A	No impacts from operational phase identified in literature.	N/A	N/A	N/A
Operational	Terrestrial Mammals	N/A	No impacts from operational phase identified in literature.	N/A	N/A	N/A
Energy production	Birds	Habitat gain	Increase in habitat to some grassland bird species is possible if production fields are managed correctly.	Local	Long-term	I
		Habitat loss and fragmentation	Forest clear-cutting for even-aged management reduces forest interior area and increases habitat fragmentation, thereby decreasing biodiversity.	Regional	Long-term	I
		Reduction in food resources	Use of agricultural crop residues as biofuel decreases the availability of this resource for migratory wildlife.	Local	Short-term	I
	Terrestrial Mammals	Reduction in food resources	Use of agricultural crop residues as biofuel decreases the availability of this resource for migratory wildlife.	Local	Short-term	I
		Habitat loss and fragmentation	Forest clear-cutting for even-aged management reduces forest interior area and increased habitat fragmentation, thereby decreasing biodiversity.	Regional	Long-term	I
		Mortality	Not reported.	N/A	N/A	N/A

Spatial extent (size of area) of the impact (local/project area, regional/beyond the project area); Magnitude (I = Effects reported, but no apparent threat to populations, II = Regionally or locally high impact, but with no significant impact on the overall species population, III = Regionally or locally high impact increasing the risk of species extinction, regionally or at a larger scale).

2.3 Construction phase

In the construction phase of biomass production natural habitats specific for certain species are changed into new habitats not suitable for those species, with habitat loss or degradation as result. This impact is not specific to biomass energy however, as it is comparable to any agricultural development. Although the magnitude of the effects of habitat alteration is much greater in relation to the amount of land used to grow biofuels such as corn and switchgrass than the footprint of a new energy facility.

In most cases biomass plots do not lead to habitat loss but to degradation or changes resulting in shift of species composition. The exception to this is in regard to construction of new biomass energy facilities.

Within the slipstream of biomass plot development, habitats can be fragmented by changes in land use and construction of roads, both of which may result from the deployment of biomass energy technology.

As there is substantial overlap between the construction phase and operational phase these issues are now and then repeated in the species sections.

2.4 Birds

Based on the results of the literature search, birds, especially grassland birds, were found to be the taxon most affected by biomass energy technology. The effects to birds from this technology occur almost entirely from the cultivation of biomass crops, and are primarily related to habitat alteration (Cook *et al.* 1991, Murray & Best 2003, Murray *et al.* 2003, Roth *et al.* 2005, Bies 2006, Bellamy *et al.* 2009, Hartman *et al.* 2011, Robertson *et al.* 2011). Other groups at risk are forest birds. The removal of dead wood in forests may have a negative impact on biodiversity in general (Pedroli *et al.* 2013) and on hole-nesting bird species in particular. Whole-tree harvest for energy-wood production is likely to be more intensive compared to conventional forestry (Berger *et al.* 2013) and leading to additional negative impact on forest birds.

While no sources found in the literature search identified the construction or operation of biomass energy facilities as an impact to birds, some habitat loss would clearly result from construction of a new facility on previously-available avian habitat. This impact is not specific to biomass energy, however, and the magnitude of the effects of habitat alteration is much greater in relation to the amount of land used to grow biofuels such as corn and switchgrass than the footprint of a new energy facility.

2.4.1 Mortality

Direct mortality of adult birds was not identified in the literature as an impact of biomass energy technology. Theoretically, if crop harvest occurs during the breeding season mortality of nest young may occur and subsequently reduced breeding success.

2.4.2 Habitat loss

The total conversion of previously-available avian habitat to space which is completely unusable by bird species was typically not identified in the literature as a potential impact of biomass energy technology. The exception to this is in regard to construction of new biomass energy facilities, as described above. Habitat degradation is by far the most significant impact to migratory bird species from biomass energy, and is discussed below.

2.4.3 Habitat degradation

Biomass energy technology has the potential for resulting in avian habitat degradation and fragmentation through the conversion of natural habitat to agricultural land for biofuel production (Cook *et al.* 1991, Murray & Best 2003, Murray *et al.* 2003, Roth *et al.* 2005, Bies 2006, Bellamy *et al.* 2009, Hartman *et al.* 2011, Robertson *et al.* 2011).

The energy production phase, rather than construction or operation, is the critical phase of biomass energy technology related to habitat degradation. Migratory grassland birds are the species primarily impacted by habitat degradation for the production of biofuels (Murray & Best 2003, Roth *et al.* 2005, Bies 2006, Hartman *et al.* 2011, Robertson *et al.* 2011), although forest bird species may also be affected (Cook *et al.* 1991, Laurance 2007, Danielson *et al.* 2008, Vale *et al.* 2008, Verschuyf *et al.* 2010).

A decrease in the heterogeneity of a plant community, such as in the case of the conversion of natural habitat to a monoculture, typically results in a decrease in avian biodiversity in that habitat (Cook *et al.* 1991, Danielson *et al.* 2008, Fargione *et al.* 2009, Fargione *et al.* 2010, Hartman *et al.* 2011, Robertson *et al.* 2011). In the United States, corn is the primary crop used for biomass fuel production (Bies 2006). Fargione *et al.* (2010) found a 60% decrease in overall biodiversity in corn and soybean fields in the United States compared with native habitat.

Rate of land-use change

The demand for land to grow corn as a biofuel for ethanol production in the United States *increased by 5 million ha between 2005 and 2008* (Fargione *et al.* 2009), fuelled in part by federal government subsidies intended to promote bioenergy (Laurance 2007). As this trend continues, additional migratory bird breeding, post-breeding, migratory stop-over, and wintering habitat is degraded (Cook *et al.* 1991, Danielson *et al.* 2008, Fargione *et al.* 2009, Fargione *et al.* 2010, Hartman *et al.* 2011, Robertson *et al.* 2011).

Removing crop residues for use as a biofuel may also impact migratory bird species (such as the sandhill crane [*Grus canadensis*], common crane [*G. grus*] and geese) by reducing available food resources (Cook *et al.* 1991).

Forest management

For forested habitat, clear-cutting (even-aged management) decreases forest interior habitat and increases habitat fragmentation (Cook *et al.* 1991) and removal of dead wood and undergrowth as well (Berger *et al.* 2013, Pedroli *et al.* 2013), which also leads to a decrease in avian biodiversity.

Seasonality of harvesting

In North America the use of switchgrass, a perennial species native to the United States and Canada, as a biofuel may provide higher quality grassland bird habitat while also meeting the needs of biofuel producers (Paine *et al.* 1996, Murray and Best 2003, Murray *et al.* 2003, Roth *et al.* 2005, Hartman *et al.* 2011, Robertson *et al.* 2011). The timing of harvest is an important consideration for avian biodiversity in switchgrass production fields (Murray and Best 2003, Roth *et al.* 2005, Bies 2006, Hartman *et al.* 2011, Robertson *et al.* 2011). Autumn harvest is preferable for breeding birds, as it occurs after the breeding season has ended and allows time for vegetative re-growth before the following year's breeding season (Murray and Best 2003, Bies 2006). However, autumn harvest may be detrimental to wintering grassland birds, as it decreases cover (Bies 2006).

Drivers of land-use change

An indirect impact of the widespread switch from soy to corn in the United States has been an increase in deforestation in the Amazon, also known as indirect Land Use Change (iLUC; Elbersen *et al.* 2013, Marshall *et al.* 2011). As fewer US farmers grow soy, the price of the commodity has increased. This has driven soy farmers in Brazil (the world's second-largest soy producer after the United States) to increase production, resulting in accelerated deforestation in that country (Laurance 2007, Vale *et al.* 2008). Additionally, higher soy costs have the effect of raising global beef prices as soy-based livestock feed becomes more expensive. Thus, additional forested habitat for migratory bird species is cleared and converted to pasture for cattle grazing (Laurance 2007, Vale *et al.* 2008).

Management of biofuel crops

In Europe, the impact of growing *Miscanthus* and reed canary-grass on farmland bird communities depended on the age of the crops and management system. Bird densities in young crops, especially when extensively managed were similar of slightly higher than traditional farmland (Bellamy *et al.* 2009, Bright *et al.* 2013, Sage *et al.* 2010, Semere & Slater 2007) and depended also on the spatial scale of the crop-field size (Engel *et al.* 2012).

Bird densities, in particular skylark *Alauda arvensis* were generally lower in reed-canary grass fields (Semere & Slater 2007, Vepsäläinen 2010). These neutral or positive effects on biodiversity may become less in intensively managed, older (2 – 3 years) stands growing up to several metres high.



Bobolink (Dolichonyx oryzivorus) a North American grassland nesting bird. Photo credit: United States Fish and Wildlife Service

2.5 Mammals

Few studies were found which identified impacts to migratory terrestrial mammals from biomass energy technology. However, migratory terrestrial mammals are sensitive to habitat fragmentation due to changes in land use and construction of roads, both of which may result from the deployment of biomass energy technology.

2.5.1 Mortality

Direct mortality of terrestrial mammal species was not identified in the literature as an impact of biomass energy technology.

2.5.2 Habitat loss

The total conversion of habitat previously available to migratory terrestrial mammals to space, which is completely unusable by those species was typically not identified in the literature as a potential impact of biomass energy technology. The exception to this is in regard to construction of new biomass energy facilities, as described above. Habitat degradation is by far the most significant impact to migratory terrestrial mammals species from biomass energy, and is discussed in Section 2.5.3 below.

2.5.3 Habitat degradation

Clearing of forests or grasslands for biofuel production may negatively impact migratory terrestrial mammal species by reducing habitat quality and increasing habitat fragmentation (Cook *et al.* 1991, Fargione *et al.* 2010). Migratory terrestrial mammals (such as caribou [*Rangifer tarandus*]) may be potentially impacted by habitat fragmentation from the construction of new roads (Forman & Alexander 1998, Dyer *et al.* 2002) to biomass energy facilities. While vehicle collisions on roadways do not typically limit population size, the barrier effect of roads due to habitat fragmentation and vehicle noise may have demographic and genetic consequences

(Forman & Alexander 1998). Tropical mammal species may be especially sensitive to the effects of roads because many are habitat specialists, which avoid even narrow clearings and forest edges (Laurance *et al.* 2009).

2.6 Other species

The review of the available literature did not result in any other taxa being considered as impacted by biomass energy technology. However, the production of bioethanol has been suggested to impact monarch butterfly in the US Midwest. There is an increase in the surfaces to produce corn and soybean used in turn to produce bioethanol at the expense of other more butterfly-friendly crops or land for wildlife. The most productive habitat for monarch butterflies in the Midwest was the corn and soybean fields (where milkweed, which monarchs feed on, grew). The increased planting of genetically modified corn in the U.S. Midwest has also led to greater use of herbicides (Glyphosate), which in turn kills the milkweed that is a prime food source for the monarch butterflies. Before Roundup-ready crops, weed control was accomplished by running a tiller through those fields and chopping up the weeds and turning over the soil, but not affecting the crops.

(http://e360.yale.edu/feature/tracking_the_causes_of_sharp_decline_of_the_monarch_butterfly/2634/).

2.7 Examples of mitigation and compensation (phase 3)

The following examples are the best practices of mitigation that have been identified in the available literature as real solutions to minimize or mitigate the effects of biomass energy technology deployment to migratory species.

- Use native prairie species such as switchgrass in North America, rather than row crops such as corn. This increases habitat heterogeneity and results in increased avian and insect biodiversity (Paine *et al.* 1996, Murray & Best 2003, Fargione *et al.* 2009, Fargione *et al.* 2010, Hartman 2011, Robertson *et al.* 2011).
- Target biofuel production to degraded and abandoned cropland to avoid converting high-quality native habitat to biofuel production fields (Fargione *et al.* 2010).
- Rotational or strip harvesting may improve biodiversity of migratory bird species in switchgrass fields by providing both tallgrass and shortgrass habitats (Murray & Best 2003, Roth *et al.* 2005, Bies *et al.* 2006).
- Use biofuels that do not require additional land resources, such as wood/crop residues, animal/municipal wastes, cover crops, and algae (Fargione *et al.* 2009).

2.8 Positive effects

As discussed above, the use of switchgrass as a biofuel crop in the United States has the potential to provide high-quality habitat for migratory grassland bird species (Paine *et al.* 1996, Murray & Best 2003, Murray *et al.* 2003, Roth *et al.* 2005, Hartman *et al.* 2011, Robertson *et al.* 2011). Switchgrass is native to the US and allows for heterogeneity in vegetation structure, unlike monoculture crops such as corn (Cook *et al.* 1991, Danielson *et al.* 2008, Fargione *et al.* 2009, Fargione *et al.* 2010, Hartman *et*

al. 2011, Robertson *et al.* 2011). Biodiversity of grassland birds in switchgrass biofuel production fields has been found to be comparable to that in native prairie habitat (Robertson *et al.* 2011).

The use of rotational and strip harvesting techniques, as well as staggering harvest times throughout the year, can also increase avian biodiversity by creating a variety of different habitat types (Murray & Best 2003, Roth *et al.* 2005, Bies 2006, Hartman *et al.* 2011, Robertson *et al.* 2011).

2.9 Gaps in knowledge

Few studies were found that examined how insect communities differ between native habitat and switch grass and corn biofuel production fields, which may have important implications for the effects of biofuel production on migratory bat species, as well as insectivorous birds. In addition, little research seems to have been done on the effects of the operation of biomass energy facilities on migratory species, including air emissions and other potential environmental consequences. This may be especially relevant at facilities, which convert municipal waste to energy.

Finally, while some studies were found documenting the link between Amazonian deforestation and sugarcane production as a bioethanol crop in Brazil, little information was found regarding the specific impacts of biomass energy technology to migratory species in Latin America. Nearly all studies found in the literature review focused on grassland habitat and associated migratory bird species in the central United States. As biomass energy becomes more widely used in the developing world for generation of electricity and production of biofuels, more proactive research will be needed to document the expected effects of the technology before deployment and the actual effects after deployment on migratory species to properly inform siting, operational, and mitigation plans.

2.10 Conclusions

The consensus of the literature is that habitat alteration, fragmentation, and degradation are at the root of the conflict between biomass energy technology and migratory species. In the United States, grassland birds are the primary species affected due to the conversion of native prairie habitat to biofuel production fields. Promoting habitat complexity within biofuel cultivation fields, including through the cultivation of switch grass as a biofuel, can lessen the impact of biofuel production on grassland birds. However, as this renewable energy technology becomes more widespread, other habitat types in North America (such as forests) may be converted to biofuel cultivation. This may have wide-reaching impacts to other migratory species, such as bats and terrestrial mammals. In Central and South America, especially Brazil, sugarcane is the primary biofuel crop. More work is needed to identify how the biomass energy industry is affecting migratory species in Latin America, including Neotropical migratory passerines.

2.11 Literature

- Amigun, B., J. K. Musango & W. Stafford, 2011. Biofuels and sustainability in Africa. *Renewable & Sustainable Energy Reviews* 15(2): 1360-1372.
- Anderson, Guy Q. A. & Malcolm J. Fergusson, 2006. Energy from biomass in the UK: Sources, processes and biodiversity implications. *Ibis*. Rapport
- Bellamy, P. E., P. J. Croxton, M. S. Heard, S. A. Hinsley, L. Hulmes, S. Hulmes, P. Nuttall, R. F. Pywell & P. Rothery, 2009. The impact of growing miscanthus for biomass on farmland bird populations. *Biomass & Bioenergy* 33(2): 191-199.
- Bentsen, Niclas Scott & Claus Felby, 2012. Biomass for energy in the European Union - a review of bioenergy resource assessments. *Biotechnology for Biofuels* 5.
- Berger, Alaina L., Brian Palik, Anthony W. D'Amato, Shawn Fraver, John B. Bradford, Keith Nislow, David King & Robert T. Brooks, 2013. Ecological Impacts of Energy-Wood Harvests: Lessons from Whole-Tree Harvesting and Natural Disturbance. *Journal of Forestry* 111(2): 139-153.
- Beringer, Tim, Wolfgang Lucht & Sibyll Schaphoff, 2011. Bioenergy production potential of global biomass plantations under environmental and agricultural constraints. *Global Change Biology Bioenergy* 3(4): 299-312.
- Bies, L. 2006. The Biofuels Explosion: Is Green Energy Good for Wildlife? *Wildlife Society Bulletin* 34(4):1203-05.
- Birdlife Europe, 2011. Meeting Europe's Renewable Energy Targets in Harmony with Nature. The RSPB, Sandy, UK.
- Bright, Jennifer A., Guy Q. A. Anderson, Tom McArthur, Rufus Sage, Jennifer Stockdale, Philip V. Grice & Richard B. Bradbury, 2013. Bird use of establishment-stage Miscanthus biomass crops during the breeding season in England. *Bird Study* 60(3): 357-369.
- Cook, J. H., J. Beyea, and K. H. Keeler. 1991. Potential impacts of biomass production in the United States on biological diversity. *Annual Review of Energy and the Environment* 16:401-31.
- Corton, John, Lutz Buehle, Michael Wachendorf, Iain S. Donnison & Mariecia D. Fraser, 2013. Bioenergy as a biodiversity management tool and the potential of a mixed species feedstock for bioenergy production in Wales. *Bioresource Technology* 129: 142-149.
- Dale, Virginia H., Keith L. Kline, Lynn L. Wright, Robert D. Perlack, Mark Downing & Robin L. Graham, 2011. Interactions among bioenergy feedstock choices, landscape dynamics, and land use. *Ecological Applications* 21(4): 1039-1054.
- Danielsen, F., H. Beukema, N. D. Burgess, F. P. Carsten, A. Brühl, P. F. Donald, D. Murdiyoso, B. Phalan, L. Reijnders, M. Struebig, and E. B. Fitzherbert. 2008. Biofuel plantations on forested lands: double jeopardy for biodiversity and climate. *Conservation Biology* 23(2):348-58.
- Dyer, S. J., J. P. O'Neill, S. M. Wasel, and S. Boutin. 2002. Quantifying barrier effects of roads and seismic lines on movements of female woodland caribou in northeastern Alberta. *Canadian Journal of Zoology* 80:839-45.
- Donnelly, Alison, David Styles, Joanne Fitzgerald & John Finnan, 2011. A proposed framework for determining the environmental impact of replacing agricultural grassland with Miscanthus in Ireland. *Global Change Biology Bioenergy* 3(3): 247-263.
- Elbersen, Berien, Uwe Fritsche, Jan-Erik Petersen, Jan Peter Lesschen, Hannes Boettcher & Koen Overmars, 2013. Assessing the effect of stricter sustainability

- criteria on EU biomass crop potential. *Biofuels Bioproducts & Biorefining-Biofpr* 7(2): 173-192.
- Engel, Jan, Andreas Huth & Karin Frank, 2012. Bioenergy production and Skylark (*Alauda arvensis*) population abundance - a modelling approach for the analysis of land-use change impacts and conservation options. *Global Change Biology Bioenergy* 4(6): 713-727.
- Fargione, J. E., T. R. Cooper, D. J. Flaspohler, J. Hill, C. Lehman, T. McCoy, S. McLeod, E. J. Nelson, K. S. Oberhauser, and D. Tilman. 2009. Bioenergy and wildlife: threats and opportunities for grassland conservation. *BioScience* 59(9):767-77.
- Fargione, J. E., R. J. Plevin, and J. D. Hill. 2010. The ecological impact of biofuels. *Annual Review of Ecology, Evolution, and Systematics*. 41:351-77.
- Forman, R. T. T., and L. E. Alexander. 1998. Roads and their major ecological effects. *Annual Review of Ecology and Systematics* 29:207-31.
- Gevers, Jana, Toke Thomas Høye, Chris John Topping, Michael Glemnitz & Boris Schroeder, 2011. Biodiversity and the mitigation of climate change through bioenergy: impacts of increased maize cultivation on farmland wildlife. *Global Change Biology Bioenergy* 3(6): 472-482.
- Groom, Martha J., Elizabeth M. Gray & Patricia A. Townsend, 2008. Biofuels and biodiversity: Principles for creating better policies for biofuel production. *Conservation Biology* 22(3): 602-609.
- Harris, P. J. C., J. E. Wright & E. J. Trenchard, 2011. Potential for rainfed woody biomass production for energy conversion in drought and salinity affected areas of Northern India. *Journal of Scientific & Industrial Research* 70(8): 577-582.
- Hartman, J. C., J. B. Nippert, R. A. Orozco, C. J. Springer. 2011. Potential ecological impacts of switchgrass (*Panicum virgatum* L.) biofuel cultivation in the Central Great Plains, USA. *Biomass and Bioenergy* 35:3415-21.
- van der Hilst, F., J. P. Lesschen, J. M. C. van Dam, M. Riksen, P. A. Verweij, J. P. M. Sanders & A. P. C. Faaij, 2012. Spatial variation of environmental impacts of regional biomass chains. *Renewable & Sustainable Energy Reviews* 16(4): 2053-2069.
- Jacobson, M. Z. 2008. Review of solutions to global warming, air pollution, and energy security. *Energy and Environmental Science* 2:148-73.
- Jorgensen, Uffe, 2011. Benefits versus risks of growing biofuel crops: the case of *Miscanthus*. *Current Opinion in Environmental Sustainability* 3(1-2): 24-30.
- Koh, Lian Pin & Jaboury Ghazoul, 2008. Biofuels, biodiversity, and people: Understanding the conflicts and finding opportunities. *Biological Conservation* 141(10): 2450-2460.
- Lamers, Patrick, Evelyne Thiffault, David Pare & Martin Junginger, 2013. Feedstock specific environmental risk levels related to biomass extraction for energy from boreal and temperate forests. *Biomass & Bioenergy* 55: 212-226.
- Langhamer, O., 2010. Effects of wave energy converters on the surrounding soft-bottom macrofauna (west coast of Sweden). *Marine Environmental Research* 69(5): 374-381.
- Laurance, W. F. 2007. Switch to corn promotes Amazon deforestation. *Science (Letters)* 318:1721.
- Laurance, W. F., M. Goosem, and S. G. W. Laurance. 2009. Impacts of roads and linear clearings on tropical forests. *Trends in Ecology and Evolution* 24(12):659-69.

- Lee, C.M. & M. Lazarus, 2013. Bioenergy projects and sustainable development: which project types offer the greatest benefits? *Climate and Development*, 2013 Vol. 5, No. 4, 305–317.
- Marshall, E., M. Weinberg, S. Wunder & T. Kaphengst, 2011. Environmental dimensions of bioenergy development. *EuroChoices* 10(3): 43-46.
- Martinelli, L. A., and S. Filoso. 2008. Expansion of sugarcane ethanol production in Brazil: environmental and social challenges. *Ecological Applications* 18(4):885-98.
- Meehan, T. D., A. H. Hurlbert & C. Gratton, 2010. Bird communities in future bioenergy landscapes of the Upper Midwest. *Proceedings of the National Academy of Sciences of the United States of America* 107(43): 18533-18538.
- Murray, L. D. and L. B. Best. 2003. Short-term bird response to harvesting switchgrass for biomass in Iowa. *The Journal of Wildlife Management* 67(3):611-21.
- Murray, L. D., L. B. Best, T. J. Jacobsen, and M. L. Braster. 2003. Potential effects on grassland birds of converting marginal cropland to switchgrass biomass production. *Biomass and Bioenergy* 25:167-75.
- Northup, J. M. and G. Wittemyer. 2013. Characterising the impacts of emerging energy development on wildlife, with an eye towards mitigation. *Ecology Letters* 16:112-25.
- Osmani, A., J. Zhang, V. Gonela, and I. Awudu. 2013. Electricity generation from renewables in the United States: resource potential, current usage, technical status, challenges, strategies, policies, and future decisions. *Renewable and Sustainable Energy Reviews* 24:454-72.
- Paine, L. K., T. L. Peterson, D. J. Undersander, K. C. Rineer, G. A. Bartelt, S. A. Temple, D. W. Sample, and R. M. Klemme. 1996. Some ecological and socio-economic considerations for biomass energy crop production. *Biomass and Bioenergy* 10(4):231-42.
- Pedroli, Bas, Berien Elbersen, Pia Frederiksen, Ulf Grandin, Raimo Heikkila, Paul Henning Krogh, Zita Izakovicova, Anders Johansen, Linda Meiresonne & Joop Spijker, 2013. Is energy cropping in Europe compatible with biodiversity? - Opportunities and threats to biodiversity from land-based production of biomass for bioenergy purposes. *Biomass & Bioenergy* 55: 73-86.
- Persson, U. M., 2012. Conserve or convert? Pan-tropical modeling of REDD-bioenergy competition. *Biological Conservation* 146(1): 81-88.
- Powell, Thomas W. R. & Timothy M. Lenton, 2013. Scenarios for future biodiversity loss due to multiple drivers reveal conflict between mitigating climate change and preserving biodiversity. *Environmental Research Letters* 8(2).
- Raghu, S., R. C. Anderson, C. C. Daehler, A. S. Davis, R. N. Wiedenmann, D. Simberloff & R. N. Mack, 2006. Adding biofuels to the invasive species fire? *Science* 313(5794): 1742-1742.
- Rasmussen, L. V., K. Rasmussen, T. Birch-Thomsen, S. B. P. Kristensen & O. Traore, 2012. The effect of cassava-based bioethanol production on above-ground carbon stocks: A case study from Southern Mali. *Energy Policy* 41: 575-583.
- Robertson, B. A., P. J. Doran, E. R. Loomis, J. R. Robertson, and D. W. Schemske. 2011. Avian use of perennial biomass feedstocks as post-breeding and migratory stopover habitat. *PLoS ONE* 6(3):e16941.
- Roth, A. M., D. W. Sample, C. A. Ribic, L. Paine, D. J. Undersander, and G. A. Bartelt. 2005. Grassland bird response to harvesting switchgrass as a biomass energy crop. *Biomass and Bioenergy* 28:490-498.

- Rowe, Rebecca L., Nathaniel R. Street & Gail Taylor, 2009. Identifying potential environmental impacts of large-scale deployment of dedicated bioenergy crops in the UK. *Renewable & Sustainable Energy Reviews* 13(1): 271-290.
- Rupp, S. P., L. Bies, A. Glaser, C. Kowaleski, T. McCoy, T. Rentz, S. Riffell, J. Sibbing, J. Verschuyt, and T. Wigley. 2012. Effects of bioenergy production on wildlife and wildlife habitat. *Wildlife Society Technical Review* 12-03. The Wildlife Society, Bethesda, Maryland, USA.
- Sage, Rufus, Mark Cunningham, Alison J. Houghton, Mark D. Mallott, David A. Bohan, Andrew Riche & Angela Karp, 2010. The environmental impacts of biomass crops: use by birds of miscanthus in summer and winter in southwestern England. *Ibis* 152(3): 487-499.
- Schleupner, Christine & Uwe A. Schneider, 2010. Effects of bioenergy policies and targets on European wetland restoration options. *Environmental Science & Policy* 13(8): 721-732.
- Semere, T. & F. M. Slater, 2007. Ground flora, small mammal and bird species diversity in miscanthus (*Miscanthus x giganteus*) and reed canary-grass (*Phalaris arundinacea*) fields. *Biomass & Bioenergy* 31(1): 20-29.
- Smeets, Edward M. W. & Andre P. C. Faaij, 2010. The impact of sustainability criteria on the costs and potentials of bioenergy production - Applied for case studies in Brazil and Ukraine. *Biomass & Bioenergy* 34(3): 319-333.
- Smeets, Edward M. W., Andre P. C. Faaij, Iris M. Lewandowski & Wim C. Turkenburg, 2007. A bottom-up assessment and review of global bio-energy potentials to 2050. *Progress in Energy and Combustion Science* 33(1): 56-106.
- Smeets, Edward M. W., Iris M. Lewandowski & Andre P. C. Faaij, 2009. The economical and environmental performance of miscanthus and switchgrass production and supply chains in a European setting. *Renewable & Sustainable Energy Reviews* 13(6-7): 1230-1245.
- Soderberg, Charlotta & Katarina Eckerberg, 2013. Rising policy conflicts in Europe over bioenergy and forestry. *Forest Policy and Economics* 33: 112-119.
- Stecher, K., A. Brosowski & D. Thrän, 2013. Biomass potential in Africa. International Renewable Energy Agency (IRENA), Abu Dhabi.
- Stoms, David M., Frank W. Davis, Mark W. Jenner, Theresa M. Nogeire & Stephen R. Kaffka, 2012. Modeling wildlife and other trade-offs with biofuel crop production. *Global Change Biology Bioenergy* 4(3): 330-341.
- Vale, M. M., M. Cohn-Haft, S. Bergen, and S. L. Pimm. 2008. Effects of future infrastructure development on threat status and occurrence of Amazonian birds. *Conservation Biology* 22(4):1006-15.
- Vepsäläinen, Ville, 2010. Energy crop cultivations of reed canary grass - An inferior breeding habitat for the skylark, a characteristic farmland bird species. *Biomass & Bioenergy* 34(7): 993-998.
- Verschuyt, J., S. Riffell, D. Miller, and T. B. Wigley. 2011. Biodiversity response to intensive biomass production from forest thinning in North American forests – A meta-analysis. *Forest Ecology and Management* 261:221-232.
- Verkeri, P. J., M. Lindner, G. Zanchi & S. Zudin, 2011. Assessing impacts of intensified biomass removal on deadwood in European forests. *Ecological Indicators* 11(1): 27-35.
- Wicke, B., E. Smeets, H. Watson & A. Faaij, 2011. The current bioenergy production potential of semi-arid and arid regions in sub-Saharan Africa. *Biomass & Bioenergy* 35(7): 2773-2786.

3 Geothermal energy

F. van Vliet & E. Moore

3.1 Introduction

Geothermal energy heat is stored in media beneath the Earth's surface. Heat is extracted from geothermal reservoirs using wells or other means. Resource utilization technologies for geothermal energy can be grouped under types for either electrical power generation, for direct use, or for heating and cooling. Earth energy can be tapped almost anywhere with geothermal heat pumps and direct-use applications.

The natural hydrothermal resource is ultimately dependent on the coincidence of substantial amounts of heat, fluids, and permeability. An alternative to dependence on naturally occurring hydrothermal reservoirs involves human intervention to engineer hydrothermal reservoirs in hot rocks for commercial use, known as Enhanced Geothermal Systems (EGS).

The technology for electricity generation from hydrothermal reservoirs is mature, and has been operating for more than 100 years. Technologies for direct heating using geothermal heat pumps (GHP) for district heating and for other applications are also mature. Direct use provides heating and cooling for buildings including district heating, fishponds, greenhouses, bathing, spas and swimming pools, water purification/desalination and industrial and process heat for agricultural products and mineral drying. Technologies for EGS are in the demonstration and pilot phase while also undergoing research and development. This year some of the first demonstration EGS projects added electricity to grids in Australia and the United States. Currently, the only commercially exploited geothermal systems for power generation and direct use are hydrothermal systems.

Geothermal power has a relatively small land footprint compared to other energy sources. Due to directional drilling techniques, and appropriate design of pipeline corridors, the land area above geothermal resources that is not covered by surface installations can still be used for other purposes. The typical operational footprint for conventional geothermal power plants includes surface installations like drilling pads, roads, pipelines, fluid separators and power stations.

Currently, geothermal energy is only exploited on land; no technologies are in use to tap submarine geothermal resources.

This review will focus on the impacts of electricity generating geothermal technologies and EGS. Technologies for direct use and heating and cooling are not believed to pose any direct threat to migratory species, and are in the majority of cases confined to developed environments.

(Information extracted from: Edenhofer *et al.*, 2012, MIT 2006).

3.2 Impact matrix

The (potential) impacts of geothermal energy deployment are summarized in Table 3.1. As geothermal energy, currently, is only exploited on land, only impacts on terrestrial ecosystems / onshore ecosystems are relevant. The species groups where impacts are likely to occur include birds, mammals and fish, which are discussed in more detail below. No direct impact is expected on reptiles and insects and these are therefore excluded from the analysis.

The impact matrix summarizes the impacts of geothermal energy production on the relevant species *groups* (see above). Impacts can be extrapolated to species level (Table 1.1) when geothermal energy development coincides with the habitat of these species.

Although there is quite some literature on the *potential* environmental impacts of the development of geothermal resources, literature on *actual* impacts (post monitoring studies) is limited. Several articles and reports have documented the various potential impacts from geothermal systems. The general conclusion from all studies is that geothermal energy technologies generally present relatively low overall environmental impact as compared to the development of other forms of energy (MIT 2006 and references therein). This has among other things to do with the small overall footprint of geothermal energy conversion equipment (see section 3.1).

The potential environmental impacts from geothermal development can be summarized as follows:

1. Gaseous emission to the atmosphere
2. Water pollution
3. Solids emissions to the surface and atmosphere
4. Noise pollution
5. Land usage
6. Land subsidence
7. Induced seismicity
8. Induced landslides
9. Water use
10. Disturbance of natural hydrothermal manifestations
11. Disturbance of wildlife habitat and vegetation
12. Catastrophic events

Most of these impacts mentioned above apply to most energy projects in construction and operation phases.

Table 3.1 Impact matrix geothermal energy and migratory species. Assessment of the (potential) impact of the geothermal energy technology on migratory species

Process phase	Species group	Impact	Description of ecological impact	Spatial extent impact	Duration of impact	Magnitude of impact
Construction & Decommissioning	Birds	Mortality	Collision with power plant structure and vehicle strikes	Local	Short term	I
		Habitat loss	Development of geothermal power plants and access roads	Local	Short term	I
		Disturbance	Noise, light, and thermal disturbance	Local	Short term	I
		Habitat degradation	Some habitat degradation through clearing of land for development via mechanical and chemical means	Local	Long term	I
	Mammals	Mortality	Collision with power plant structure and vehicle strikes	Local	Short term	I
		Habitat loss	Development of geothermal power plants and access roads	Local	Long term	I
		Disturbance	Noise, light, and thermal disturbance	Local	Short term	I
		Habitat degradation	Some habitat degradation through clearing of land for development via mechanical and chemical means	Local	Long term	I
	Fish	Habitat degradation	Some habitat degradation through runoff or other contaminant release during these activities	Regional	Short term	I
	Operational	Birds	Mortality	Collision with power plant structure and vehicle strikes	Local	Long term
Habitat loss			Development of geothermal power plants and access roads	Local	Long term	I
Habitat gain			Potential for gain of roost and perch sites	Local	Long term	I
Obstruction of movement			Fragmentation of habitat by roads	Local	Long term	I
Disturbance			Noise, light, and thermal disturbance	Local	Long term	I
Habitat degradation			Subsidence, contamination of water and impacts to vegetation by wastewater and vapor release	Regional	Long term	II
Mammals		Mortality	Collision with power plant structure and vehicle strikes	Local	Long term	I
		Habitat loss	Development of geothermal power plants and access roads	Local	Long term	I
		Obstruction of movement	Fragmentation of habitat by roads	Local	Long term	II
		Disturbance	Noise, light, and thermal disturbance	Local	Long term	I
Fish	Habitat degradation	Potential for water contamination by release of wastewater, chemicals, or contaminated water vapor	Regional	Long term	I	

Spatial extent (size of area) of the impact (local/project area, regional/beyond the project area); Magnitude (I = Effects reported, but no apparent threat to populations, II = Regionally or locally high impact, but with no significant impact on the overall species population, III = Regionally or locally high impact increasing the risk of species extinction, regionally or at a larger scale).

The main (potential) effects of deployment of geothermal energy on migratory species can be classified under one of the following headings:

- Habitat loss directly due to construction of an installation.
- Disturbance due to construction of an installation.
- Habitat alteration / degradation as a secondary consequence of construction of an installation and emissions.
- Displacement or barrier effect of arrays of structures.

As potential areas for geothermal energy development are often in or adjacent to nature reserves and forested areas (for example Indonesia, Japan, USA and New Zealand), site specific effects (habitat loss and degradation) can have more severe impacts on wildlife.

Local hazards arising from natural phenomena, such as micro-earthquakes, hydrothermal steam eruptions and ground subsidence may be influenced by the operation of a geothermal field. As with other (non-geothermal) deep drilling projects, pressure or temperature changes induced by stimulation, production or injection of fluids can lead to geo-mechanical stress changes and these can affect the subsequent rate of occurrence of these phenomena (Majer *et al.* 2008). A geological risk assessment may help to avoid or mitigate these hazards. The effects of local hazards are not further addressed in this study.

Decommissioning and Post-operation

Impacts on biodiversity during the decommissioning and post-operation phase are likely to be limited, as the wells are likely to have a life expectancy of at least 15-20 years. The only impacts that may then be expected are indirect impacts on rivers and streams, possibly through temporary increases in sediment levels due to demolition/levelling activities, and temporary release of small amounts of pollutants such as oil and grease. These impacts are therefore expected to be of adverse low significance and thus not further addressed in this study.

3.3 Construction phase

Effects during the construction phase of a geothermal plant generally reflect those for other similar construction projects and include mortality, disturbance, habitat loss and habitat degradation. The level and duration of the effects witnessed vary depending on ecological and environmental factors as well as the location, timing, duration, intensity and size of the project and the construction techniques and any mitigation measures employed.

The main activities causing environmental impact of geothermal facilities are:

1. Building of access roads and drilling pads
2. Well drilling and well stimulation
3. Well repairs, possible additional well drilling and well testing
4. Laying of pipelines, electric power transformation and transmission lines
5. Plant construction and equipment installation

3.4 Birds

Potential conflicts between migratory birds and geothermal energy development identified in the literature include loss or fragmentation of habitat via power plant and road construction, habitat degradation by contaminated cooling water and water vapor release, and noise, light, and thermal pollution.

3.4.1 Mortality

While most literature focused on habitat degradation due to geothermal energy development, migratory birds may also face mortality risk from vehicle strikes or collision with the power plant structures themselves (BLM and USFS 2008).

3.4.2 Habitat loss

Direct habitat loss would occur in areas cleared for geothermal power generation activities. Such habitat loss would be of particular concern in areas like the Amazon rainforest, where substantial impacts due to clearing and development already exist (Vale *et al.* 2008). Removal of steam and water from underground reservoirs also has the potential to lead to land subsidence, which may result in further loss of habitat for migratory birds (Abbasi and Abbasi 2000, Kagel *et al.* 2007).

3.4.3 Habitat degradation

Habitat degradation is the most significant conflict identified in the literature between geothermal energy development and migratory birds (Osmani *et al.* 2013). Habitat fragmentation by site clearing, road development, and power plant construction may interrupt migration patterns as well as reduce habitat quality for migrants (Forman and Alexander 1998, Abbasi and Abbasi 2000, BLM and USFS 2008). In particular, development of new roads in tropical areas may lead to locally devastating habitat degradation due to the sensitivities of rainforests to such disturbance (Laurance *et al.* 2009).

Disturbance related to construction and operation of a geothermal plant may also allow colonization by invasive vegetation, further reducing habitat value for migratory species (BLM and USFS 2008). The use of herbicides to control cleared land or accidental spills of chemicals could also be detrimental to migrants, particularly those feeding or nesting in the areas (BLM and USFS 2008). Noise pollution caused by the geothermal power development and operation can reduce habitat suitability and cause some birds to avoid the area, disrupting migration patterns (BLM and USFS 2008). In addition, release of contaminated cooling waters and water vapor may introduce mineral contaminants and other chemicals to the environment that may have adverse effects on species and vegetative habitat (Abbasi and Abbasi 2000, Northrup and Wittemyer 2013).

One of the main flyways and stop-overs for the migratory birds (Palearctic birds) are within the Rift Valley (Ollorgessailie, Kariandusi, L. Turkana), where a number of large geothermal power plants are sited. No literature has been found on actual impacts of these power plants on migratory birds. In environmental impact assessments for the development of these power plants, the potential impacts on migratory birds have been addressed. For instance, transmission power lines were thought likely to interfere with the roosting/homing behaviour of some important birds prey e.g. the Ruppell's Griffon Vultures *Gyps rueppellii*, which travel long distances to feed during the day, but return in the evening to their nests on the Vulture Cliffs in the park. During operations, high voltage lines and silencers are a potential danger to birds and as such they should be constructed to avoid right angle crossing of known flight lines.

Overhead power transmission lines should be well coordinated and planned in such a way that lines should not impinge on areas valued as routes for migratory birds or nesting/breeding sites.

3.5 Large herbivore mammals

Potential conflicts between migratory mammals and geothermal energy development as identified in the literature are similar to those for birds, though mammals may be more impacted by habitat fragmentation and barrier effects associated with these projects.

3.5.1 Mortality

Mortality due to vehicle strikes on access roads is a potential conflict between migratory mammals and geothermal energy development (BLM and USFS 2008). In addition, collision with power plant structures may impact migratory bat species (BLM and USFS 2008).

3.5.2 Habitat Loss

Construction of geothermal power plant facilities on undeveloped lands results in loss of that habitat to migrant mammals and other species (Osmani *et al.* 2013). Development of access roads may also affect migratory routes used by some mammals and act as barriers to movement, resulting in effective loss of habitat (Forman and Alexander 1998, Dyer *et al.* 2002, Sawyer *et al.* 2009). Subsidence caused by reduced pressure in subterranean geothermal reservoirs is another potential source of habitat loss that may impact these species (Kagel *et al.* 2007).

3.5.3 Habitat degradation

Habitat degradation was the most significant impact identified by the literature on geothermal energy development and wildlife. Habitat fragmentation by site clearing and construction may interrupt migration patterns as well as reduce habitat quality for

mammals migrating through the area (Forman and Alexander 1998, Dyer *et al.* 2002, BLM and USFS 2008).

Disturbance related to construction and operation of a geothermal plant may also allow colonization by invasive vegetation, further reducing habitat value for migratory species (BLM and USFS 2008). The use of herbicides to control cleared land or accidental spills of chemicals could also be detrimental to migrants, particularly those feeding or nesting in the areas (BLM and USFS 2008). Noise pollution caused by the geothermal power development and operation can reduce habitat suitability and cause some mammals to avoid the area, further disrupting migration patterns (BLM and USFS 2008). Lastly, release of contaminated cooling waters and water vapor may introduce mineral contaminants and other chemicals to the environment that may have adverse effects on species and vegetative grazing areas (Abbasi and Abbasi 2000, Northrup and Wittemyer 2013).

Geothermal development may affect wildlife by blocking ungulate movement and destroying their habitats. For example, in At Olkaria (in the Great Rift Valley of Kenya, Africa) animals concentrate more in the park during the dry season. This is because of the provision of water holes, or wastewater from human settlements. During the wet season, the animals are widespread both within and outside the park in areas that offer suitable feeding areas. During the dry season, the herbivores gradually shift from open grassland and open bushed grassland feeding areas to more bushed areas. They do so to shelter themselves from the heat of the day. The routes (trails), which the animal use in the course of these movements are permanent and have been used for a very long time. Physical barriers contribute to habitat fragmentation, influence species distribution and ranging behaviour, and impact long-term population viability (<http://www.e-renewables.com/documents/Geothermal/Geothermal%20on%20Economics%20in%20Kenya.pdf>)

Most of the geothermal fields in the Rift Valley of Kenya are in semi-arid areas; therefore animals are drawn to any surface waters from well testing, disposal pipe leakage, and chemical stabilisation ponds. Green vegetation that is attractive to animals tends to grow around these waters and animals can feed on them. Toxicity monitoring of the soils and plants around the stabilisation ponds by Simiyu and Tole (1995) show accumulation of toxic constituents and therefore the water and plants around the ponds are not fit for animal consumption.

In a preliminary environmental impact assessment of geothermal exploration and development Rwanda, Namugize (2011) concluded that potential impacts on the mountain gorillas could arise caused by noise from well discharging and testing, and the unpleasant smell of hydrogen sulphide.

Exploration drilling will be carried out in the vicinity of the National Volcanoes Park; the most probable threat to mountain gorillas will be the noise and geothermal gases.

Of the gases, H₂S is most likely to cause problems because of its unpleasant smell. The response of mountain gorillas to noise and H₂S smell is completely unknown because such a project has never been developed in a mountain gorilla habitat. But, in Hell's Gate National Park of Kenya, baboons, gazelles and buffaloes adapted to geothermal development activities (Mariita, 2010 in Namugize, 2011).

3.6 Other species

Geothermal plants sited near rivers that host migratory fish species may impact those individuals utilizing the habitat, primarily through degradation of the river water quality.

3.6.1 Mortality

Mortality effects of geothermal energy development on fish or other non-mammal and non-bird species were not readily identified as being of concern in the literature.

3.6.2 Habitat Loss

Habitat loss due to geothermal energy development was not identified as being of concern for fish or other non-mammal or non-bird species in the literature.

3.6.3 Habitat degradation

In most situations, geothermal fluids are utilized for cooling before reinjection, and therefore no freshwater is consumed (Franco and Villani, 2009). Depending on technology, resource type and cooling system used, geothermal operational water consumption can range from near zero to as much as 15 m³/MWh (Fthenakis and Kim, 2010).

Geothermal facilities can affect both surface water quality through spillage of geothermal fluids at the surface during operation, leakage from surface storage impoundments, and through contamination of nearby freshwater wells (Brophy, 1997; Dogdu and Bayari, 2004; BLM and USFS 2008). This may lead to habitat degradation of migratory fish.

Most geothermal energy developments bring fluids to the surface in order to extract heat contained within them. The waste fluid is disposed of by putting it into waterways or evaporation ponds, or re-injecting it deep into the ground. The release of contaminated cooling waters or water vapor that enters the watershed can have far reaching downstream impacts on rivers and migratory fish (Axtmann 1975, Abbasi and Abbasi 2000, Northrup and Wittemyer 2013); however most modern geothermal plants reinject spent cooling waters back into subterranean reservoirs, reducing impact on the local watershed (Kagel *et al.* 2007).

Environmental problems are due not only to the volumes involved, but also to the relatively high temperatures and toxicity of the waste fluid. The chemistry of the fluid

discharge is largely dependent on the geochemistry of the reservoir, and the operating conditions used for power generation and will be different for different fields (Webster, 1995). Most of the chemicals are present as solute and remain in solution from the point of discharge, but some are taken up in river or lake bottom sediments, where they may accumulate to high concentrations. The concentrations in such sediments can become greater than the soluble concentration of the species in the water, so that re-mobilisation of the species in the sediment, such as during an earthquake or flood, could result in a potentially toxic flush of the species into the environment. Chemicals which remain in solution may be taken up by aquatic vegetation and fish (Webster & Timperly, 1995). For example, in New Zealand, annual geothermal discharges into the Waikato River contain 50 kg mercury, and this is regarded as partly responsible for the high concentrations of mercury in trout from the river and sediment mercury levels (Hunt, 2000)

If hot waste water from a standard steam-cycle power station is released directly into an existing natural waterway, the increase in temperature may kill fish and plants near the outlet.

Extraction of groundwater could impact the hydrology of these rivers as well, decreasing habitat suitability (BLM and USFS 2008). Alterations to the hydrology of waterways by plants that require large amounts of water have potential to cause negative impacts on the ecology of waterways and the hydraulic connectivity of aquatic habitats, in turn affecting the migration of fish species. Such impacts at critical stages in the life cycle of migratory fish can lead to failure in breeding or migration that can be of significance at a catchment population scale, potentially leading to local extinction, or severe depletion in local or regional migratory fish populations.

3.7 Examples of mitigation and compensation (phase 3)

- Avoid blocking animal migration routes, by burying pipes underground or elevating them to allow free movement of animals, like for instance at the geothermal power plant at Olkaria in the Great Rift Valley of Kenya, Africa. These routes were avoided during construction of infrastructure for power development. Vertical loops were provided along the geothermal steam and brine transmission pipelines, to allow free movement of wildlife (Mwangi, 2010).
- Prevent wildlife drinking geothermal wastewater, like at Olkaria by separated geothermal fluids isolated in securely fenced high density polyethylene (HDPE) lined sump ponds, prior to disposal through re-injection back into the reservoir. Also potable water was supplied to the animals at various points so that they are not tempted to drink geothermal wastewater particularly during dry weather conditions. The waste brine conditioning ponds were fenced off from the animals.
- Due to directional drilling techniques, and appropriate design of pipeline corridors, the land area above geothermal resources that is not covered by surface installations can be important for migratory species.

- Employment of injection technology at geothermal reservoir wells reduces land subsidence and the contamination of local water bodies with wastewater (Abbasi and Abbasi 2000, Kagel *et al.* 2007).
- Avoid development on sensitive or priority migratory habitat by conducting pre-development site-specific assessments of potential migratory species to be affected and the importance of the area to those species (Northrup and Wittemyer 2013).

3.8 Positive effects

There were no direct positive effects of geothermal energy development on migratory species identified in the literature.

3.9 Gaps in knowledge

Few systematic studies of the impacts of geothermal power plants on migratory species have been undertaken. It is possible to hypothesise impact pathways based on ecological principles and common sense but very few of these have been investigated in any detail, let alone enough to form definitive conclusions about the scale of the risks and impacts.

The primary gaps in knowledge of (potential) conflicts between geothermal energy development and migratory species lie in the detailed understanding specific migration routes and the importance of particular habitat regions as stop-over, nesting, and feeding sites. While the literature review revealed some studies that have been undertaken for specific species populations (*e.g.*, Sawyer *et al.* 2009), many species migration routes and habitat use patterns are still only generally understudied (Northrup and Wittemyer 2013). Detailed information in these areas will be imperative to the careful siting of geothermal projects to avoid important migration corridors while balancing the need to site plants in areas of high geothermal potential. In the western hemisphere, some of the greatest geothermal potential exists along the Pacific coast, which makes up one side of the Pacific “Ring of Fire”, an area of dense volcanic activity and thus great geothermal resources (Cichon 2013). The United States is the world leader in geothermal energy. Operational geothermal power generation plants exist in the western United States (Kagel *et al.* 2007), Mexico (Quijano-León and Gutiérrez-Negrín 2003), Central America (Espey 2012), however this resource remains largely untapped in South America (Cichon 2013). In Canada, geothermal energy has been harnessed for direct-use heating, however projects to generate electricity from these resources are still in development (CanGEA 2013).

Countries like Indonesia and the Philippines are ranked second and third for installed geothermal capacity and already outpace the U.S. for new growth (Matek, 2013). Europe has a substantial amount of geothermal projects under development and projects actually under construction. Iceland, Italy, Turkey and France are the leading countries in Europe today in geothermal power generation. With the exception of Iceland and Italy, the projects in Europe are traditionally smaller projects. Work in

Western Europe continues on several EGS projects in the Netherlands, Germany, the United Kingdom, Switzerland, and Ireland. Additionally, some Eastern European countries have begun to explore their geothermal resources (Matek, 2013).

All of these nations recognize the potential for geothermal energy development in the region, and as new projects enter the planning phase these site-specific and technology-specific studies will be required to best predict potential conflicts with migratory species in the area.

3.10 Conclusions

Although there is quite some literature on the *potential* environmental impacts of the development of geothermal resources, literature on *actual* impacts (post monitoring studies) is limited.

The general conclusion from the literature reviewed is that geothermal energy technologies generally present relatively low overall environmental impact as compared to the development of other forms of energy. This has among other things to do with the small overall footprint of geothermal energy conversion equipment. There were no direct positive effects of geothermal energy development on migratory species identified in the literature.

The species groups where impacts are likely to occur include birds, mammals and fish. The main (potential) effects of deployment of geothermal energy on migratory species are habitat loss, habitat degradation, disturbance and barrier effects.

The primary gaps in knowledge of (potential) conflicts between geothermal energy development and migratory species lie in the detailed understanding specific migration routes and the importance of particular habitat regions as stop-over, nesting, and feeding sites.

3.11 Literature

Abbasi, S. A. and N. Abbasi. 2000. The likely adverse environmental impacts of renewable energy sources. *Applied Energy* 65:121-144.

Annex I Sustainable Modelling Workshop, 10 November 2008 , Taupo, New Zealand (20 presentations, available on GIA website)

Annex I Mitigating Environmental Impacts of Geothermal Development Workshop, 15-16 June 2012 Taupo, New Zealand (13 presentations, available on GIA website)

Axtmann, R. C. 1975. Environmental impact of a geothermal power plant. *Science* 187(4179):795-803.

Ardiansyah, F. 2012. Balancing Geothermal Energy and Forest Protection, paper presented at the IAI 12 (32nd Annual Conference of the International Association for Impact Assessment) on Energy Future: The Role of Impact Assessment, Porto, May-June 2012.

BLM and USFS (U.S. Department of the Interior Bureau of Land Management and U.S. Department of Agriculture U.S. Forest Service) 2008. Final Programmatic

- Environmental Impact Statement for Geothermal Leasing in the Western United States. Volume I: Programmatic Analysis. Document No. FES 08-44.
- Bromley C (2003) Practical methods of minimizing or mitigating environmental effects from integrated geothermal developments; recent examples from New Zealand. International Geothermal Conference, Session #12, September 2003, Reykjavik, Iceland, pp 26–32
- Bromley, C.J. (2009) Improving long-term utilisation strategies and promoting beneficial environmental effects. Proceedings (on CD) and presentation at PNOC-EDC 30th Annual Geothermal Conference, 11-12 March 2009, Manila, Philippines.
- Bromley, C.J., Rybach, L., Jelacic, A., Mongillo, M.A. (2007) Successful strategies for achieving sustainable geothermal energy utilisation, avoiding adverse environmental effects, and assessing potential energy reserves. First European Geothermal Review: presentations, abstracts & papers - tagungsbeiträge, 29-31 October 2007, Mainz, Germany.
- Bromley, C., Rybach, L., Mongillo, M., Matsunaga, I. (2008) Geothermal resources-utilization strategies to promote beneficial environmental effects and to optimize sustainability. Renewable Energy 2008, Busan, Korea.
- Brophy, P. (1997). Environmental advantages to the utilization of geothermal energy. Renewable Energy, 10, pp. 367-377.
- Burger, J. Gochfeld, M. (July 2012). A Conceptual Framework Evaluating Ecological Footprints and Monitoring Renewable Energy: Wind, Solar, Hydro, and Geothermal . Energy and Power Engineering, 2012, 4, 303-314 doi:10.4236/epe.2012.44040 Published Online July 2012.
- CanGEA (Canadian Geothermal Energy Association) 2013. Accessed online at: <http://www.cangea.ca>
- Cichon, M. 2013. An Open Frontier: The untapped potential of South American Geothermal. Renewable Energy World. Accessed online at: <http://www.renewableenergyworld.com/rea/news/article/2013/10/an-open-frontier-the-untapped-potential-of-south-american-geothermal>
- DiPippo, R. (2008). Geothermal Power Plants: Principles, Applications, Case Studies and Environmental Impact. Elsevier, London, UK, 493 pp. (ISBN: 9780750686204).
- Dogdu, M.S., and C.S. Bayari (2004). Environmental impact of geothermal fluids on surface water, groundwater and streambed sediments in the Akarcay Basin, Turkey. Environmental Geology, 47, pp. 325-340.
- Dyer, S. J., J. P. O'Neill, S. M. Wasel, and S. Boutin. 2002. Quantifying barrier effects of roads and seismic lines on movements of female woodland caribou in northeastern Alberta. Canadian Journal of Zoology 80:839-845.
- Edenhofer O, Pichs-Madruga, R., Sokona, Y., Seyboth, K., Matschoss, P., Kadner, S., *et al.* 2012. IPCC Special Report on Renewable Energy Sources and Climate Change Mitigation.
- Espey, A. 2012. Geothermal energy in Central America: A new frontier. Geothermal Resources Council. Accessed online at: <http://geothermal.org/PDFs/Articles/12JulyAug31.pdf>
- Forman, R. T. T. and L. E. Alexander. 1998. Roads and their major ecological effects. Annual Review of Ecology and Systematics 29:207-231.
- Franco, A., and M. Villani (2009). Optimal design of binary cycle power plants for waterdominated, medium-temperature geothermal fields. Geothermics, 38(4), pp. 379-391. Geothermics Journal (Vol. 39 Number 4, December 2010) Special Issue

- on Sustainable Utilization of Geothermal Energy (Guest Editors M.A. Mongillo and Guðni Axelsson)
- Fthenakis, V., and H.C. Kim (2010). Life-cycle uses of water in U.S. electricity generation. *Renewable and Sustainable Energy Reviews*, 14(7), pp. 2039-2048.
- Goldstein, B., G. Hiriart, R. Bertani, C. Bromley, L. Gutiérrez-Negrín, E. Huenges, H. Muraoka, A. Ragnarsson, J. Tester, V. Zui, 2011: Geothermal Energy. In IPCC Special Report on Renewable Energy Sources and Climate Change Mitigation [O. Edenhofer, R. Pichs-Madruga, Y. Sokona, K. Seyboth, P. Matschoss, S. Kadner, T. Zwickel, P. Eickemeier, G. Hansen, S. Schlömer, C. von Stechow (eds)], Cambridge University Press, Cambridge, United Kingdom and New York, NY, USA.
- Hunt, T.M. (2001). Five lectures on environmental effects of geothermal utilization. UNU/GTP, Iceland, Report 1, 109 pp. <http://www.os.is/gogn/flytja/JHS-Skjol/UNU%20Visiting%20Lecturers/Trevor01.pdf>
- Hurtig, E., Cermak, V., Haenel, R., and Zui, V.(eds.), 1992. Geothermal Atlas of Europe, International Association for Seismology and Physics of the Earth's Interior, International Heat Flow Commission, Central Institute for Physics of the Earth, Scale 1:2,500,000
- Kagel, A., D. Bates, and K. Gawell. 2007. A guide to geothermal energy and the environment. Geothermal Energy Association.
- Kristmannsdóttir, H, and Armannsson. H, 2003. 'Environmental aspects of geothermal energy utilization.' in *Geothermics* vol.32, p.451-461.
- Laurance, W. F., M. Goosem, and S. G. W. Laurance. 2009. Impacts of roads and linear clearings on tropical forests. *Trends in Ecology and Evolution* 24(12):659-669.
- Majer, E., Baria, R., Stark, M. (2009) Protocol for induced seismicity associated with enhanced geothermal systems. Report produced in Annex I Task D (9 April 2008), International Energy Agency- Geothermal Implementing Agreement (incorporating comments by Bromley, C.J., Cummings, W., Jelacic, A., and Rybach, L.). Available at: Induced seismicity protocol 2008.
- Majer, E.L., Baria, R., Stark, M., Oates, S., Bommer, J., Smith, B., Asanuma, H. (2007) Induced seismicity associated with Enhanced Geothermal Systems, *Geothermics* Vol 36, No.3, p185.
- Mannvit, H.F., 2013. Environmental study on geothermal power. GeoElec. http://www.geoelec.eu/wp-content/uploads/2013/06/GEOELEC-WP4-Environmental-issues_v-final.pdf
- Matek, B. 2013. 2013 Geothermal power: international market overview. Geothermal Energy Association.
- Mariita, N.O. (ed.), 2010: Geothermal potential, appraisal of Karisimbi prospect, Rwanda. Kenya Electricity Generating Company, Kenya, report, 150 pp.
- Mock, J. E., J. W. Tester, and P. M. Wright. 1997. "Geothermal energy from the earth: Its potential impact as an environmentally sustainable resource," *Annual Review of Energy and the Environment*, 22: 305–356.
- MIT, 2006. The Future of Geothermal Energy-Impact of Enhanced Geothermal Systems (EGS) on the United States in the 21st Century. An assessment by an MIT-Led interdisciplinary panel. Massachusetts Institute of Technology, 2006. http://www1.eere.energy.gov/geothermal/pdfs/future_geo_energy.pdf
- Mwangi, M.N., 2010: Environmental and socio-economic issues of geothermal development in Kenya. *GRC Bulletin*, p. 24 - 35.

- Namugize, J.N., 2011. PRELIMINARY ENVIRONMENTAL IMPACT ASSESSMENT OF GEOTHERMAL EXPLORATION AND DEVELOPMENT IN KARISIMBI, RWANDA. <http://www.os.is/gogn/unu-gtp-report/UNU-GTP-2011-28.pdf>
- Northrup, J. M. And G. Wittermyer. 2012. Characterising the impacts of emerging energy development on wildlife, with an eye towards mitigation. *Ecology Letters* 16:112-125.
- Osmani A., J. Zhang, V. Gonela, and I. Awudu. 2013. Electricity generation from renewables in the United States: Resource potential, current usage, technical status, challenges, strategies, policies, and future directions. *Renewable and Sustainable Energy Reviews* 24:454-472.
- Quijano-León, J. and L. C. A. Gutiérrez-Negrín. 2003. An unfinished journey: 30 years of geothermal-electric generation in Mexico. Geothermal Resources Council. Accessed online at: http://geothermal.org/PDFs/Articles/30years_mexico.pdf
- Rybach, L., Eugster, W.J. (2010) Sustainability aspects of geothermal heat pump operation, with experience from Switzerland, 365-369.
- Sawyer, H., M. J. Kauffman, R. M. Nielson, and J. S. Horne. 2009. Identifying and prioritizing ungulate migration routes for landscape-level conservation. *Ecological Applications* 19(8):2016-2025.
- Vale M. M., M. Cohn-Haft, S. Bergen, and S. L. Pimm. 2008. Effects of future infrastructure development on threat status and occurrence of Amazonian birds. *Conservation Biology* 22(4):1006-1015.
- Webster, J.G., 1995: Chemical impacts of geothermal development. In: Brown, K.L. (convenor), *Environmental aspects of geothermal development*. World Geothermal Congress 1995, IGA pre-congress course, Pisa, Italy, May 1995, 79-95.
- Webster J.G., and Timperley, M.H., 1995: Biological impacts of geothermal development. In: Brown, K.L. (convenor), *Environmental aspects of geothermal development*. World Geothermal Congress 1995, IGA pre-congress course, Pisa, Italy, May 1995, 97-117.

Websites

ENGINE Bibliography, ENhanced Geothermal Innovative Network for Europe
<http://engine.brgm.fr/>

Website of The Geothermal Implementing Agreement (GIA), or IEA Geothermal
<http://iea-gia.org>

Website of the International Geothermal Association (IGA) <http://www.geothermal-energy.org/>

Geothermal Power Plants: Principles, Applications, Case Studies and Environmental Impact
<http://egec.info/wp-content/uploads/2011/01/EGEC-Brochure-GECHP-2009.pdf>

4 Hydropower energy

J. Howes, B. Lane & M. Soes & J. Lajoie

4.1 Introduction

Hydropower is a form of power derived from harnessing the energy of falling and / or running water. The kinetic energy of flowing water (when it moves from higher potential to lower potential) rotates a turbine, which in turn drives an electricity-generating device.

Based on the size of the project, and corresponding amounts of electricity generated, hydropower can be classified into the two main types:

1. Conventional, storage hydropower projects, include large scale hydro-electric dams that require a water storage reservoir or impoundment upstream of the dam and can generate anywhere from hundreds of megawatts (MW) of electricity to over 10 gigawatts (GW) (e.g., the Three Gorges Dam in P.R. China has an electricity-generating capacity of 22.5 GW). Hydro-electric dams may also deliver other services that go beyond the energy sector, including flood control, water supply, navigation, tourism and irrigation.
2. Run-of-the-river hydropower projects capture the kinetic energy in flowing rivers or streams, without the use of dams. They may include small intake basins with no storage capacity. Large-scale run-of-river projects may have some limited ability to regulate water flow especially if they operate in cascades in unison with conventional, storage hydropower in up-stream reaches. Run-of-the-river projects and can be classified as:
 - small hydro projects generating 10 MW or less of electricity, usually without an up-stream impoundment or reservoir.
 - micro-hydro projects that may provide between a few kilowatts (kW) to a few hundred kW of electricity to isolated homes, villages, or small industries.
 - pico-hydro projects are very small-scale, often used to generate electricity for one or two houses (generally less than 5 kW).

Two other forms of hydropower have been defined, but these are not considered in this review as they are less likely to have any major impacts on migratory species. These are conduit hydropower projects which utilize water that has already been diverted for use elsewhere; and pumped-storage hydropower projects which pump water during low peak periods to a storage reservoir and release the water to generate electricity during periods of high demand.

Hydropower is a proven, mature, predictable and cost-competitive technology, with the first hydro-electric station being commissioned in 1882. More than 150 countries now use large-scale hydropower generation, with China the largest hydroelectricity producer globally (721 terawatt-hours of production in 2010, or 17% of domestic

electricity use), followed by Brazil, Canada, USA and Russia. Countries such as Paraguay produce 100% of their domestic energy needs from hydropower, and Norway is a close second with 98%.

Hydropower has many advantages over other energy production methods, and is generally considered to be a “green” alternative to traditional fossil-fuel burning power stations and nuclear power stations. Hydropower produces low, or no carbon emissions during its operating phase, and according to Rabl *et al.* (2005) in temperate climates, hydro-electricity produces the least amount of greenhouse gases and externality of any energy source, below that of wind- nuclear- and solar-energy. In tropical climates however, reservoirs of hydropower projects are known to contribute a larger amount of the greenhouse gas methane from anaerobic decay of organic matter on the beds of reservoirs.

Hydro-electric facilities also produce cheap energy that can be effectively managed to meet fluctuating demands, and they tend to have a long service life, with some projects having a working lifespan in excess of 100 years.

Despite these advantages, hydropower projects can have a wide array of negative impacts on the environment. The building of dams, and similar structures, across flowing rivers invariably changes the hydrologic characteristics of the river. This in turn disrupts the ecological continuity of sediment transport and fish migration within a river or stream system and the seasonality of water discharges, water temperatures and other chemical characteristics. Storage hydropower in particular, requires the transforming a fast-flowing river ecosystem into stagnant, artificial lakes, having enormous significant impact on such ecosystems in both the short- and long-term. In addition, impoundments may lead directly to habitat loss and fragmentation due to submersion of forest- and other ecosystems.

This document will concentrate on the impacts of large-scale hydro-electric power schemes on migratory species; however, some consideration will also be given to the effects of smaller scale run-of-the-river and in-stream projects that may have similar impacts. Focus will be given to the operational phase of hydropower projects, but some reference will be made to construction phase also.

4.2 Impact matrix

The (potential) impacts of hydropower energy deployment are summarized in Table 4.1. Four major taxa are considered in the impact matrix. The main species group that is effected by hydropower projects is fish, and much of this analysis will focus on this group. Other taxa that use river channels for migratory movements, and will therefore be impacted, include freshwater mammals (e.g., Irrawaddy dolphin (*Orcaella brevirostris*), Amazon river dolphin (*Inia geoffrensis*) and the manatees *Sirenians*), many species of freshwater turtle and terrapin, and to a lesser extent, migratory

waterbirds, especially species which favour rapid stream flows and riverine habitats (e.g., scaly-sided merganser spp.).

Impacts on migratory species during the construction and decommissioning stage are, by their very nature, temporary. For instance, the construction of the coffer dam to allow construction of the main dam to take place, will lead to changes in river flows, increased sedimentation and destruction of habitats, they will be temporary with respect to the coffer dam construction, but will ultimately lead to permanent changes in the river following completion of a barrier or dam across a river. This will ultimately cause long term impacts on those species.

The impact matrix summarizes the impacts of hydropower energy production on the relevant species *groups* (see above). Impacts can be extrapolated to species level (Table 1.1) when hydropower energy development coincides with the habitat of these species.

Table 4.1 Impact matrix hydropower energy and migratory species. Assessment of the (potential) impact of the hydropower energy technology on migratory species

Process phase	Species group	Impact	Description of ecological impact	Duration of impact	Magnitude of impact	
Construction & decommissioning	Fish	Mortality	Direct mortality due to incidents of illegal fishing, chemical spills, drainage of wetlands	Short term	I	
		Habitat loss	Direct loss of habitats through river channel modifications	Short term	I	
		Habitat gain	None	None	0	
		Obstruction of movement	Physical obstruction for migratory fish during construction of coffer dam.	Short term	I	
		Disturbance	None	None	0	
		Habitat degradation	Hydrology of downstream areas changed	Short term	I	
		Habitat alteration	Increased sedimentation downstream	Short term	I	
	Birds	Mortality	Direct mortality due to incidents of illegal hunting	Short term	I	
		Habitat loss	Direct loss of habitats through clearance of water storage inundation area	Long term	II	
		Habitat gain	None	None	0	
		Obstruction of movement	None	None	0	
		Disturbance	None	None	0	
		Habitat degradation	None	None	0	
		Habitat alteration	None	None	0	
	Mammals	Mortality	None	None	None	0
		Habitat loss	Direct loss of habitats through river channel modifications	Short term	I	
		Habitat gain	None	None	None	0
		Obstruction of movement	Physical obstruction for aquatic mammals during construction of cofferdam.	Short term	I	

Process stage	Receptors (migratory species)	Impact description	Description of ecological effect of impact	Duration/ timing of impact	Magnitude of impact
Construction & de-commissioning	Mammals	Disturbance	None	None	0
		Habitat degradation	None	None	0
		Habitat alteration	None	None	0
	Reptiles	Mortality	Direct mortality due to incidents of illegal hunting	Short term	I
		Habitat loss	Direct loss of habitats through river channel modifications	Short term	I
		Habitat gain	None	None	0
		Obstruction of movement	Physical obstruction for freshwater turtles during construction of coffer dam.	Short term	I
		Disturbance	None	None	0
		Habitat degradation	None	None	0
		Habitat alteration	None	None	0
Operational	Fish	Mortality	Direct mortality of fish during downstream passage through turbines, plus impacts of water pressure, gas bubble disease and increased disease.	Long term	III
		Habitat loss	Direct loss of shallow, fast flowing riverine habitats, riparian edges and fish spawning areas	Long term	III
		Habitat gain	Creation of large, deep water bodies provides new habitats for some species	Long term	I
		Obstruction of movement	Physical structure built across migration pathways for fish. Some amelioration through provision of fish ladders and lifts may be possible.	Long term	III

Process stage	Receptors (migratory species)	Impact description	Description of ecological effect of impact	Duration/ timing of impact	Magnitude of impact	
Operational	Fish	Disturbance through noise, light, etc.	None	None	0	
		Habitat degradation	Downstream and seasonal hydrological changes. Loss of fish spawning sites. Introduction of alien species. Possibility of bio-accumulation in reservoir	Long term	III	
		Habitat alteration	Fast-flowing shallow channels become static, deep water reservoirs. Reduced sedimentation and flood rates downstream. Changes in nutrient discharge.	Long term	III	
	Birds	Mortality	None	None	None	0
		Habitat loss	Loss of fast-flowing riverine habitats important for some species of waterbird.	Long term	II	
		Habitat gain	Creation of large, deep water reservoirs for water storage	Long term	II	
		Obstruction of movement	None	None	0	
		Disturbance	None	None	0	
		Habitat degradation	Downstream and seasonal hydrological changes. Direct impacts on insect and fish prey species populations and vegetation, available nesting sites.	Long term	II	
		Habitat alteration	Fast-flowing shallow channels become static, deep water reservoirs.	Long term	II	
	Mammals	Mortality	None	None	None	0
		Habitat loss	Direct loss of fast-flowing riverine habitats and deep water channels	Long term	III	
		Habitat gain	None	None	0	
		Obstruction of movement	Physical structure built across migration pathways for aquatic mammals.	Long term	III	
		Disturbance	None	None	0	
Habitat degradation		Downstream and seasonal hydrological changes. Direct impacts on prey species populations and river geomorphology	Long term	III		
Habitat alteration		Fast-flowing shallow channels become static, deep water reservoirs.	Long term	III		

Process stage	Receptors (migratory species)	Impact description	Description of ecological effect of impact	Duration/ timing of impact	Magnitude of impact
Operational	Reptiles (turtles)	Mortality	Some mortality likely due to turbines	Long term	0
		Habitat loss	Direct loss of fast-flowing riverine habitats	Long term	I
		Habitat gain	Some species may respond to deep water reservoirs?	Long term	I
		Obstruction of movement	Physical structure built across migration pathways for freshwater turtles. Unclear if freshwater turtles use fish ladders and lifts.	Long term	II
		Disturbance	None	None	0
		Habitat degradation	Downstream and seasonal hydrological changes. Direct impacts on prey species populations and availability of nesting sandbanks.	Long term	II
		Habitat alteration	Fast-flowing shallow channels become static, deep water reservoirs.	Long term	II

NOTE: For hydropower projects, it is not clear what the difference is between “operational” and “energy production” stages. Following construction of a dam across a river, it operates as a hydropower plant producing energy, and will have direct impacts on fish migration (in particular). There will be differences in impacts when the turbines are producing energy (*i.e.*, mortality of juvenile fish passing through turbines) as opposed to when they lie idle, but it is not clear if this is really what is meant here? Clarification required. If the foregoing information adequately addresses requirements then the two categories should be amalgamated and the above information used.

Spatial extent (size of area) of the impact (local/project area, regional/beyond the project area); Magnitude (I = Effects reported, but no apparent threat to populations, II = Regionally or locally high impact, but with no significant impact on the overall species population, III = Regionally or locally high impact increasing the risk of species extinction, regionally or at a larger scale).

NB: Flaway WG: Dolphins and manatees may be at risk from hydropower installations in Asia and Africa – worth checking

4.3 Construction phase

Focus is be given to the operational phase of hydropower projects, but some references is be made to construction phase in the species sections.

4.4 Fish

Migratory fish use rivers and streams to move between spawning and nursery habitats, and habitats where they grow and reach maturity. Different fish species have different migration strategies. “Anadromous” species such as Salmonids spawn in freshwater and migrate down-stream to the sea to mature; “catadromous” species, such as Eels (*Anguilla* spp.) spawn in salt water and migrate up-stream to freshwater habitats to mature; and, “potamodromous” species do not migrate between fresh- and salt-water, but are known to migrate large distances within a single river system (e.g. most Sturgeon species, *Acipenser* spp.).

Whatever their migration strategy, hydropower projects have a direct impact on migratory fish populations through disruptions to their migratory corridors (rivers) (Hogan, 2011; Zhong and Power, 1996a; 1996b, Agostinho *et al.* 2011, Coutant and Whitney 2000, Fette *et al.* 2007, Fjeldstat *et al.* 2012, Godinho and Kynard 2009, Hall *et al.* 2011, Ligon *et al.* 1995). In fact, migratory fish were found to be the taxon most affected by hydropower technology. The primary impact is the interruption and obstruction of up-stream and down-stream migration patterns following construction of the barrier or dam. For anadromous species, adult fish migrating up-stream may be physically prevented from reaching spawning grounds, or the timing of spawning may be significantly disrupted resulting in lower breeding success; and juvenile fish migrating down-stream can have high levels of mortality due to direct contact with and mortality caused by operating power turbines. For catadromous species, migrating juveniles may not be able to surmount large physical barriers or have the energy to use alternative structures such as fish ladders.

Secondary impacts of hydropower projects on migratory fish include changes to the physical and chemical conditions of the water once a reservoir has been formed. These include, but are not limited to: changes in water depths and temperature; altered flows and sediment regimes; disruptions to seasonal flows and discharges; changes to littoral habitat and substrate types; re-distribution of waste products; and increased concentrations of pollutants in the system.

Biotic responses to these changes lead to tertiary impacts such as changes in species abundance and community structure; declines in the proportion of economically valued fish species; declines in productivity and changes in food webs; and, increased likelihood of diseases. Regulated discharges during energy production also lead to changes in the physical and chemical conditions of the water down-stream which can affect species abundance and community structure; changes to food-webs, etc.

Physical changes to the form of the waterway and its bed can arise as a consequence of altered flow regimes related to discharges, leading to changes or degradation and loss of aquatic habitat diversity and productivity.

4.4.1 Mortality

Introduction

A major cause of fish mortality at hydropower facilities is downstream fish passage through hydropower turbines (Brown *et al.* 2012, Coutant & Whitney 2000, Gibson & Myers 2002). Direct mortality of migratory fish within hydropower projects is mostly related to periods when fish, and juveniles in particular, “descend through the turbines”. Baxter (1977) documented the pulverization of American Eel, *Anguilla rostrata* in hydroelectric turbines. Few hydropower projects consider the need for downstream passage facilities for seaward migrating fish. Mortality (and significant injury) are caused by direct interactions between fish and turbines, and excessive changes in water pressure and hydraulic shearing during the descent. Considerable efforts have been made in recent decades to design more “fish-friendly” turbines which lead to significantly lower rates of fish mortality during the descent period (Leipzig, 2011).

Levels of mortality in conventional, storage hydropower projects are likely to be far higher than in run-of-the-river projects and, especially those projects that incorporate new technologies such as hydrokinetic turbines (EPRI, 2012).

Contributing factors and causes

Turbine-related mortality is different among species and turbine types, but figures from Canada suggest mortality rates of between 18% and 46% for juveniles of a range of species are the norm (Zhong & Power, 1996b). Incremental rates of mortality through a series of hydropower dams on a single river could have significant and dramatic impacts on mortality of juvenile fish during the migration descent.

Fish communities below a dam can also be directly, physically impacted, and killed (depending on the operational schedule of the dam), particularly during periods when control gates are opened and closed. This is attributed to factors such as excessive water pressure and hyper-saturation of the water with air as it is forced through the turbines. This causes “gas-bubble disease” (similar to the “bends” in divers). When a fish ingests such water, the gas may come out of solution as bubbles and lodge somewhere in the fish’s body, causing serious injury or death (Baxter 1977).

A turbine passage simulation study was done on juvenile Chinook salmon *Oncorhynchus tshawytscha* to mimic the hydraulic pressures of large turbines. Fish were exposed to various acclimation pressures and subsequent exposure pressures. The main factor associated with mortality was the ratio between acclimation pressure and exposure pressure, *i.e.* the likelihood of mortality increased with greater pressure ratios (Brown *et al.* 2012). Additionally, draft tubes leading to tailraces downstream

from the turbine have increased spiral flow and pressure changes that can disorient and injure fish that are leaving the turbine. This may lead to mortality or increase vulnerability to predation by aquatic and avian predators (Coutant & Whitney 2000). Also, a fish's lateral line system, a sensory system that provide spatial awareness and the ability to navigate in space, may not be effective in rapid passage through hydropower turbines causing major disorientation (Coutant & Whitney 2000).

These aspects are related on the one hand to ecological characteristics (e.g. fish species and their preferred habitats), and on the other hand, to technical specifications of the project (e.g. location, configuration, operating procedures and turbine types).

Ecological differences

Anadromous species such as Salmonids are likely to sustain higher mortality rates during down-stream migration of the more delicate juveniles through hydropower turbines, than catadromous species where adults migrate down-stream. Larkin (1984) showed that although coho salmon (*Oncorhynchus kisutch*) may spawn successfully above a dam, high mortalities of seaward-migrating smolts can occur when they descend through the turbines. Conversely, juvenile catadromous species may have higher mortality rates when migrating upstream due to inability to negotiate fish ladders and lifts, or when no by-pass mechanism is used at all.

There may also be some ecological differences between fast and slow moving fish species.

Location

Hydropower dams may be located on the main stream or tributaries of rivers. Dams in main stream localities are likely to have a higher impact on migratory fish populations than those associated with tributaries. Construction of main stream dams on large rivers with high levels of migratory species such as the Mekong River (with 781 known fish species, home to the second highest fish biodiversity in the world after the Amazon River) will have a much greater impact than dams built on smaller rivers and tributaries with lower fish diversity and fewer migratory populations.

Configuration of the hydropower project

Conventional hydropower storage projects will have a more significant impact on migratory fish mortality than small-scale hydropower and run-of-the-river projects. A series of hydropower projects along a single river will have a greater cumulative impact on fish mortality in that catchment than single projects.

Turbine type

The design and operation of conventional turbines results in high flow velocities, abrupt changes in flow direction, relatively high runner rotational and blade speeds, rapid and significant changes in pressure, and the need for various structures

throughout the turbine passageway that can be impacted by fish (e.g., walls, stay vanes, wicket gates, flow straighteners) (EPRI, 2012).

Turbine-related mortality is different between fish species (and sizes) and turbine types (Zhong & Power, 1996b).

Studies in Canada indicate that average juvenile mortalities for trout, alewife and yellow perch spp. were estimated at 18-25%, 14% and 13.6% respectively, when they passed through a “tube-type” turbine (Ruggles, 1990). Down-stream passage through a “Straflo turbine” resulted in a 46.3% mortality rate amongst juvenile clupeids (Stokesbury & Dadswell, 1991). Major injuries were suffered by fish caused by changes in water pressure (64.5%) and mechanical contact with turbines (33.9%). Hydraulic shearing accounted for only 1.7% of fish injuries. Hogans & Melvin (1985) estimated mortality rates of 21.5 to 46.3% for American shad passing through a Straflo turbine [References sourced in Zhong & Power (1996b)].

More recent studies have shown that turbine passage survival rates for conventional hydropower projects range from about 70 to 97% (Franke *et al.* 1997), with the lower survival rates being representative of larger fish and/or “Francis” turbines (*i.e.*, large number of blades and high rotational speeds) and the higher survival rates being representative of smaller fish and/or “Kaplan” turbines (fewer blades and lower rotational speeds). Hydrokinetic turbines, in run-of-the-river series, have been shown to reduce fish mortality to less than 2% (EPRI, 2012).

Operating conditions

Fish mortality will vary according to seasonality of operation and water discharge volumes. Avoidance of turbine operation during peak downstream migration periods for significant species can reduce losses. Lowering discharge volumes may be more problematic, as the primary function of the dam is to produce power and this is closely linked to the amount of water flowing across the turbines.

Species involved and magnitude of problem

Levels of mortality due to turbine strike, and water shear and pressure changes when passing through hydropower turbines has been shown to impact juvenile fish far more than adult fish. In addition, species of anadromous fish (and especially Salmonids) are more likely to be impacted as during their juvenile life-stages they migrate downstream and therefore through operating turbines (Zhong & Power, 1996b give some insights into this and species involved for Canada).

Supra-national aspects

The world’s largest rivers, in areas of high biological diversity such as tropical zones which are known to support high levels of fish species biodiversity and regional endemism, such as the Mekong, Zambezi, Congo and Amazon are especially vulnerable for hydropower developments. This also goes for the Russian river systems.

4.4.2 Habitat loss

Introduction

The construction and operation of hydropower facilities fragment river systems, act as barriers to migratory fish movements, and change the flow of water, sediment, nutrients, energy, and organisms (Agostinho *et al.* 2011, Coutant & Whitney 2000, Fette *et al.* 2007, Fjeldstat *et al.* 2012, Godinho & Kynard 2009, Hall *et al.* 2011, Ligon *et al.* 1995). Reservoirs are created behind conventional hydropower dams, leading to increases in water surface area and depths, and a shift from moving (lotic) to static (lentic) conditions. This has direct impacts on fish species composition and abundances. Run-of-the-river hydropower projects will affect far less habitat.

The direct loss of all shallow, fast-flowing riverine habitats within the hydropower reservoir can be a major contributing factor to local species extirpation. Fast-flowing riverine habitats are essential spawning and breeding habitats for many species of fish and the resultant deep, slow-flowing reservoirs inhibit successful spawning.

Contributing factors and causes

Ecological differences

Essential ecological differences are found between fish species that breed and spawn in fast-flowing, highly oxygenated water and those that can breed in slow-flowing, oxygen poor conditions. Increased water depths are likely to decrease spawning in some species and increase it in others. Reservoir draw-down, and increased exposure of littoral zones will also adversely impact spawning in some species.

Increased shoreline erosion in reservoirs has also been recorded, leading to increased turbidity and sedimentation of the water body, with associated impacts on spawning success and embryonic development. High turbidity can also shift primary productivity from nutrient-limited to light-limited due to low light penetration in turbid water.

Water surface temperatures in reservoir waters generally increase as the water surface area exposed to sunlight increases and water movements decrease, although this may not always be the case. Water quality can deteriorate in situations where organic material settles in reservoirs and decomposes anaerobically, reducing the biological assimilative capacity of the river (especially in reservoirs with long retention times). In some situations this can lead to mass fish kills due to rapid oxygen depletion.

Bio-accumulation of mercury in fish can also be observed in many reservoirs. Bio-accumulation of mercury is caused by bacterial methylation stimulated by decomposition of flooded organic matter and soils. Methyl mercury is directly absorbed through gill membranes in fish and accumulates in body tissues.

Location

Location of hydropower dam sites will determine the size and extent of upstream impoundment reservoirs. Larger dam structures will generally result in larger reservoir

areas. Dam structures on the mainstream of major rivers will have a greater impact on habitat loss (and gain) than those on (smaller) tributary rivers.

Configuration and type of the hydropower project

Series of hydropower projects along a single river will have a greater cumulative impact on habitat losses (and gains) than those that are placed singularly.

Conventional hydropower projects with large storage reservoirs upstream will result in large scale, direct habitat losses. Run-of-the-river hydropower projects are likely to have a far less significant impact on habitats upstream (and downstream) of the project, as no large-scale water storage impoundment is created, and the river is allowed to run more-or-less freely.

Operating conditions

Not likely to have any major impact on habitat loss. Draw-down of reservoirs will create a wider, exposed littoral zone along the reservoir edge, and this may, in the short-term, reduce spawning habitats further for some species.

Species involved and magnitude of problem

Populations of all fish species that require fast-flowing, oxygenated freshwater for breeding and spawning will be impacted. As a result, fish in need of these habitat types, are most effected as the obligatory travel long distances upstream with a fair chance to encounter more than one power station. Estuarine spawning species in this respect are less affected.

The Belorybitsa (*Stenodus leucichthys*) is a relatively well known example of a species that became extinct in the wild after the construction of hydro power dams. All of its spawning grounds have been lost because of dam construction. Prior to the construction of dams this Caspian species migrated e.g. 3000 km to reach its spawning grounds in the upper Volga, Because of its long distance travels this species is especially vulnerable. Nowadays, the survival of this species depends on stocking programs.

In many developing countries (e.g. Cambodia), migratory and resident freshwater fish potentially affected by hydropower projects make up a significant proportion of the protein in the diets of local people.

Supra-national aspects

The impacts of new hydropower projects in areas of high fish diversity, and along rivers where migratory fish dominate the fish community are likely to be extreme. ICEM (2010) report that construction of an additional 12 mainstream hydropower dams along the mainstream lower Mekong will result in biodiversity losses that would be most significant for fish species, which could see losses of up to half the recorded species in some zones. New development of hydropower projects in areas such as the Mekong, where historically projects have been few, are likely to have much greater impacts on fish

diversity than existing hydropower projects in more developed nations, where hydropower projects have already reached saturation point on many rivers.

4.4.3 Obstruction of movements

Introduction

The physical construction of dams across migration pathways (rivers) for fish is a major obstruction to their migratory movements. Historically, impacts have been mitigated through the provision of fish ladders, fish lifts and other means to assist fish across the barrier. Recent research has found that many of these devices are simply not effective (Glenn, 2013) and over the last two decades have contributed very insignificantly to the restoration of fish populations along rivers with numerous hydropower projects. Hydropower projects where no fish by-pass structures exist provide an insurmountable barrier to fish migration.

In contrast, run-of-the-river hydropower projects essentially provide no physical barrier to fish movement. In-stream hydropower projects (and especially small-, micro- and pico-scale projects) also provide few barriers to most migratory fish species.

Contributing factors and causes

Ecological differences

Migratory fish species have evolved to surmount natural obstacles such as rapids and low waterfalls within the rivers along their migration routes, but find it impossible to pass man-made obstacles such as large-scale hydropower dams. Even small-scale hydro-dams may be insurmountable, depending on height of the barrier, fish species and water regime operated by the project. Atlantic salmon spp., for instance has an ability to leap about 3.3 metres only (SNH, updated). Strong-swimming taxa such as Salmonids may pass through obstacles that slower-swimming species such as Cyprinids find impossible to pass.

Fish ways, fish ladders, and fish lifts are used to assist fish by-pass dams, but their effectiveness has proved to be highly variable, across a range of situations and between individual fish species in the same system. The swimming abilities and preferred flow velocities of different fish species are quite variable, ensuring that a one-type solution rarely suits all. Even when fish ladders or other such devices are used, they often lead to interruptions in the timing of migrations and ultimately, to fish spawning patterns. An ineffective fish ladder may also expose fish to greater levels of predation or cause severe overfishing due to disruption of the spawning migration. As noted above, Glenn (2013) and Neraas & Spruell (2001) found that fish-ladders played an insignificant role in allowing fish to by-pass hydropower projects.

Configuration and type of the hydropower project

Series of hydropower projects along a single river will have a greater cumulative impact on obstructing movements than those that are placed singularly.

Large-scale, conventional hydropower projects will provide a far greater obstacle to migratory fish than small-scale projects and run-of-the-river projects. Development of new designs for fish by-passes to suit a wider variety of species, and to suit specific fish communities in specific rivers is necessary.

Run-of-the-river hydropower projects and in-stream projects are believed to have virtually no impact on fish movements upstream during migration.

Species involved and magnitude of problem

Marmulla (2001) provides a comprehensive overview of the effectiveness of different types and designs of fish ladders, passes and lifts globally in relation to the many migratory fish species.

Supra-national aspects

Larinier (2001 in Marmulla, 2001) states that “almost nothing is known about migratory fish species”, particularly in developing countries. He further states that this must not be a pretext “to do nothing” at a dam and in the absence of good knowledge on the species, the fish passes must be designed to be as versatile as possible and open to modifications. FAO’s view on this is pertinent with relation to the myriad of proposed hydropower projects in regions where less is known about migratory fish species than in the developed countries.

4.4.4 Habitat degradation

Introduction

Habitat degradation and alteration is a major impact during the construction and operation phases of conventional hydropower projects, and can have profound impacts on populations of migratory fish species. There may also be smaller-scale and short-term issues related to habitat degradation and alteration during construction phases of all types of hydropower projects.

Construction of dams leads directly to loss of habitats as discussed above, and consequent degradation of habitats both upstream and downstream of the project. One of the most significant habitat changes will be in the hydrology of downstream areas. This is manifested in fish populations and migrations through: changes to the seasonality of river flows; reduced sedimentation and flow rates; loss of fish spawning sites; changes in river water temperatures; and changes in downstream riverine habitats, due to changes in water flows and depths, and to river bed morphology. The changes in flow regimes may also impact coastal regions due to alterations in nutrient discharge into the marine environment (ICEM, 2010; McCall, 2008).

Contributing factors and causes

Ecological differences

The ecological differences between an unregulated, natural river system, and that of a regulated system due to a conventional hydropower project are significant. The loss of

fluvial connectivity in river systems due to the construction and operation of hydropower facilities impact species that rely on spawning migrations and restrict movement of these species to important migratory, spawning, and nursery habitat (Agostinho *et al.* 2011, Coutant & Whitney 2000, Fette *et al.* 2007, Fjeldstat *et al.* 2012, Godinho & Kynard 2009, Hall *et al.* 2011, Ligon *et al.* 1995). For instance, temperature changes downstream of a reservoir can influence distribution and movement of fish, particularly in species where temperature changes are a stimulator of migration – this can have profound impacts on the timing and success of spawning.

Natural flow rates and seasonality of flows are also impacted by storage projects. Changes in water volumes, flows and water depths due to fluctuating discharge volumes from hydro-electric projects will have significant effects on downstream fish habitats.

Research in China has shown that the distribution, growth, reproduction, abundance and species composition of fish in rivers is greatly influenced by changes in water level, discharges, and velocity following hydro-electric power developments (Zhong & Power, 1996a). There is some evidence that the environmental impacts of impoundment and flow regulation can extend several hundreds of kilometres downstream from a dam. For instance, in the Mekong River system, mainstream dams are predicted to reduce organic matter transport downstream, severing one of the important longitudinal bio-chemical connections between the headwaters and floodplains of the Mekong system (ICEM, 2010).

Location

Location of hydropower dam sites will determine the size and extent of degradation and alteration of downstream habitats. Larger dam structures will generally result in more significant impacts downstream. Dam structures on the mainstream of major rivers will have a greater impact on the scale of habitat degradation and alteration than those on (smaller) tributary rivers.

Configuration and type of the hydropower project

Conventional hydropower storage projects will have a more significant impact on downstream habitat degradation and alteration than small-scale hydropower and run-of-the-river projects.

The cumulative effects of a series of hydropower projects along a mainstream river are likely to be higher than those of a single project, or those located along tributaries.

Species involved and magnitude of problem

Habitat degradation and alteration will have impacts on virtually all migratory fish species. Many fish species survive in specialised and limited niches within the riverine environment, and when these niches change, the most specialised species often cannot adapt to the rapid changes. Impacts may be slow and cumulative, with

restricted range (endemic) and specialised species gradually being replaced by more generalist, wide ranging species.

Supra-national aspects

Habitat degradation and alteration in regions characterised by high levels of fish endemism and fish diversity are likely to be more significant than areas where these levels are lower. The damming of large tropical river systems for hydropower will impact a wider range of habitats and ecosystems than in temperate zones.

4.5 Birds

The effects of hydropower projects on migratory birds can mainly be categorized into two areas of direct habitat loss (and habitat gain), and, habitat degradation and alteration, particularly in downstream habitats. Direct mortality, obstruction of movement and disturbance are not considered to be significant.

Most impact takes place over the longer term during the operational phase of the project, but immediate and direct habitat loss caused by clearing of habitats prior to inundation of water storage reservoirs during the construction phase are also considered, although this may impact resident bird species more significantly than migratory species. However, this might not be the case where tropical forest are cleared, as these habitats are important wintering sites for many northern migrant passerine birds.

There are not many examples *per se* of the direct impacts of hydropower projects on migratory birds, although a lot of reports highlight the loss or change in suitability of downstream floodplain wetlands and the impacts this has on migratory waterbird populations (Nilsson & Dynesius, 1994; Kingsford, 2000, Green *et al.* 2011). In other cases, reservoirs, created as a result of impoundment upstream by hydropower dams, have created new habitats for migrating and over-wintering waterbirds. For example, Pong Dam in India now holds 40,000 Barheaded Goose, over 50% of the population of the species (Asian Waterbird Census 2014, unpublished) and Rutland Water in UK created in 1970s is now a Ramsar Site holding 29,000 waterbirds. This review will focus on migratory waterbirds known to utilise specialised riverine habitats during migration and over-wintering periods in their life histories. Species such as the sawbills (mergansers and goosanders) and the South American torrent duck (*Merganetta armata*) require free, fast-flowing river habitats during some stage of their life cycles and are directly impacted by loss and degradation of these habitats both upstream and down-stream of hydropower projects.

4.5.1 Mortality

Hydro electric project related bird mortality has not been reported nor is it likely to occur on a regular basis. It is unlikely that hydropower projects will have anything but incidental occurrences of bird mortality. Factors such as attraction of night-flying

migratory birds to powerful lights at remote construction sites are not considered to be any different from other construction projects.

4.5.2 Habitat loss and degradation

Introduction

Documentation of habitat losses for migratory birds directly resulting from hydropower projects is scarce. Much of the literature cites loss of downstream floodplain wetland habitats, due to changes in hydrology, such as reduced flooding frequency, resulting from dam operation, and recorded decreases in waterbirds populations may be linked to this.

A more direct impact is the loss of fast-flowing riverine habitats important for some species of waterbird and the creation of large, deep water reservoirs for water storage which may benefit other species.

Contributing factors and causes

Ecological differences

Specialist groups of waterbirds, some of which are migratory, have adapted to riverine habitats dominated by steep, fast water flows (torrents), rocky substrates, and dense riverine vegetation. These include shorebird (Charadriiformes) and duck (Anatidae) species in the sub-family Merginae, such as the scaly-sided merganser (*Mergus squamatus*) in NE Asia, goosander, (*Mergus merganser*) and red-breasted merganser (*Mergus serrator*) of northern temperate climates; and, Brazilian merganser (*Mergus octosetaceus*) of South America. As well as other species such as the Torrent Duck (*Merganetta armata*) of the Andes and the New Zealand blue duck (*Hymenolaimus malacorhynchos*). Direct loss of these habitats leads to direct loss of these species. In most cases, they require dense riverine woodlands with tree cavities for nesting, adjacent to clean, fast-flowing streams and rivers for hunting fish.

Pernollet *et al.* (2013) found that in Central Chile, torrent ducks tended to avoid the river sections downstream of the hydropower intakes and this was determined to be a result of modifications to the river channel by the hydropower project. In Central China, Barter *et al.* (in litt.) found the endangered scaly-sided merganser restricted in its winter habitat to fast-flowing clear water rivers of 50-350 m width, with riffles, islands or sand banks in hilly/mountainous areas with low levels of human disturbance.

Regulation of flows that change seasonality and volumes of water released downstream will have direct impacts on bird prey species, and the habitats in which these live. Many of the birds associated with these habitats are piscivorous and therefore changes in fish populations will have impacts on bird populations too. Populations of other bird prey species such as freshwater crustaceans, insect larvae and amphibians will also be impacted.

Riverine fringes and available nesting sites may also be degraded due to higher (or lower) water levels, bank erosion and loss of fringing habitats. Lastly, fast-flowing shallow channels become static, deep water reservoirs unsuitable for specialist bird species.

The operation of hydropower facilities can lead to fluctuations in water levels of reservoirs which can influence the amount of riparian habitat available for migratory birds and may impact the use and quality of remaining habitat (Green *et al.* 2011). A study at Arrows Lake Reservoir, a reservoir influenced by hydropower dams in the Columbia River system in the USA and Canada, found that reduction of riparian habitat from increased water levels did not influence mass gain or the number of warblers found in the area as expected. However, due to lack of studies, they could not conclude that hydropower facilities have no impact on migratory songbirds (Green *et al.* 2011). Other factors, such as behavior and stress, may play an important role in stopover habitat use near hydropower facilities and should be considered as variables in future studies.

Location

Locating hydropower plants in habitats used by specialists, and often rare and threatened bird species, will lead to species declines. Replacing shallow, fast-flowing riverine habitats with deep, static water reservoirs may create some new habitats for waterbirds, but these are generally less significant for species conservation and as migration and wintering habitats. The comparatively unstable water level of hydro electric and irrigation storage reservoirs results in low biological diversity and productivity on the shorelines of these water bodies (e.g. Liu *et al.* 2013). This factor results in habitats not being as productive for migratory waterbirds as equivalent natural habitats that follow natural seasonal water level fluctuations to which local plant and animal life is adapted.

Location of hydropower dam sites will determine the size and extent of degradation and alteration of downstream habitats. Larger dam structures will generally result in more significant impacts downstream. Dam structures on the mainstream of major rivers will have a greater impact on the scale of habitat degradation and alteration than those on (smaller) tributary rivers.

Configuration and type of the hydropower project

Many of the rivers surveyed by Barter *et al.* (in litt.) in Central China had cascading series of hydropower dams along their lengths (e.g., Wenchuan river has four dams over a 23 km stretch). They noted that one of the main impacts of these dams was to reduce the length of river that was free-flowing and to reduce habitats available for mergansers. Indeed they observed no mergansers on any of the reservoirs, only in the downstream stretches.

Hydropower projects in series along a single river will lead to a greater cumulative loss of riparian habitats than those that are placed singly. Series that are placed very close to each other may destroy most intervening riverine habitats.

The impacts of run-of-the-river hydropower projects and in-stream projects on migratory waterbirds have yet to be fully researched so no conclusions can be reached. Given that these projects do not completely remove riparian habitats, their impacts on the migratory birds that rely on such areas are likely to be less significant.

Species involved and magnitude of problem

Loss of waterbird habitats in floodplain wetlands downstream of large-scale hydropower plants will impact a wide diversity of waterbirds, including migratory species. Examples could be taken from virtually any major river basin in the world.

ICEM (2010) state that in the Mekong River basin, following proposed construction of an additional 12 mainstream dams, bird species that rely on exposed sand bars and riverbanks for breeding and nesting would suffer from lost habitats. These include species such as river lapwing spp. and small pratincole spp. in the mid-reaches; and various stork spp. (painted and woolly necked), Greater and Lesser Adjutants, and ibises such as the Great Ibis, Black-shouldered Ibis, River Terns, Indian skimmer and the endemic Mekong wagtail in the lower reaches. It is likely that hydro power projects in other tropical and sub-tropical countries would affect ecologically similar species to those described for the Mekong along a river's course from a dam site to the lower floodplain.

In Australia, riverine and floodplain wetland ecosystems are naturally highly seasonal, relying on winter-spring filling and summer-autumn drying to remain diverse and productive (Kingsford 2000; Frazier & Page 2006). Alterations to flow regimes as a consequence of river regulation for hydro-electric power generation and to meet irrigation demand have altered the seasonal timing, duration and frequency of flow events that fill floodplain wetlands, leading to changes in vegetation characteristics and the capacity of these wetlands to support migratory waterbird species (Lane 1987, Kingsford 2000).

Regional aspects

The impacts of habitat loss in river basins located within the major bird migration flyways of known conservation significance for migratory bird will have the greatest consequences for migratory birds. For example, the Lower Mekong basin contains globally significant wetlands of international importance to rare and threatened migratory waterbirds using the East Asian-Australasian Flyway, such as the Eastern Sarus Crane (*Grus antigone sharpii*). This river is the subject of extensive hydro electric power project development. In Central China, the impacts of the Yangtze River Three Gorges Dam on downstream wetlands in Dongting Lake and Poyang Lake (the main wintering site for 99% of the global population of the Critically

Endangered and migratory Siberian crane (*Grus leucogeranus*) may already be changing the dynamics of the wetlands and the populations of birds they support.

4.6 Mammals

For the purposes of this review, the major taxa of mammals impacted by hydropower projects are identified as freshwater cetaceans (whales and dolphins), and particularly the group known as “river dolphins”. This includes four species, South Asian river dolphin (*Platanista gangetica*), with Ganges and Indus river sub-species; Yangtze river dolphin or baiji (*Lipotes vexillifer*), which may already be extinct; and, Amazon river dolphin (*Inia geoffrensis*), with three sub-species. A fourth river dolphin, the La Plata river dolphin (*Pontoporia blainvillei*) lives in more estuarine environments than the other species.

Several other cetacean species are found in major river systems, these include the Irrawaddy dolphin (*Orcaella brevirostris*), found in the Mekong, Mahakam, and Ayeyarwady Rivers; the Yangtze finless porpoise (*Neophocaena asiaeorientalis asiaeorientalis*) found in the Yangtze River; and, the Tucuxi (*Sotalia fluviatilis*) found in the Amazon River.

The extent to which these species may be considered “migratory” in the context of the CMS definition is debatable, but like many large river fish, they range over large areas within river systems and have specific movements between habitats associated with hunting, breeding, birthing, etc., which may be significantly impacted by construction of hydropower dams. Wakid *et al.* (2010) clearly state that three rivers in the Brahmaputra River system (Siang, Dibag and Lohit) have seasonally migrating dolphin populations.

The three manatee species (family Trichechidae) and the dugong (family Dugongidae), as well as other largely aquatic mammals such as otters (Lutrinae), beavers (Castoridae) and platypus (Ornithorhynchidae) are not considered in this review and they are generally not considered to be strictly migratory.

Research on the impacts of hydropower projects on movements or migrations of these aquatic mammal species is scarce, because in most cases the species themselves are rare. Smith *et al.* (2000) highlight the impacts of 19 large dams on the Ganges river dolphin in India, Nepal and Bangladesh; eight large dams in Pakistan and their impact on Indus river dolphins; as well as four large dams in China and their impact on Yangtze river dolphin.

Conventional hydropower dams across rivers have much the same impacts on dolphins as they do on fish. However, as most dolphin populations are now critically low, the impacts are likely to be more threatening to species and entire populations. In addition, dolphins cannot use fish ladders and fish lifts, so populations will become increasingly fragmented as they become restricted to small stretches of river channel

separated by an increasing number of reservoirs behind dams. Dam construction will change the type and seasonal availability of fish prey species, change the geomorphology of dolphin habitat and disrupt the natural flow regime of the river (Wakid *et al.* 2010).

4.6.1 Mortality

No direct mortality of river mammals has been reported related to hydro electric power projects. It is unlikely that hydropower dams and reservoirs themselves will have anything but incidental occurrences of direct aquatic mammal mortality. No references to river dolphins passing through turbines have been found. No reference to river dolphins being trapped upstream of hydropower projects have been found. Indirectly, dams will affect dolphins through their effects on fish populations, especially species of fish favoured as prey by these dolphins.

No references to the impacts of run-of-the-river hydropower projects on river dolphin populations have been found. It seems likely that the impact of such projects may not be as significant as conventional hydropower dams provided they occupy only part of a river channel and do not block that channel. There is a possibility that a larger-scale run-of-river project could reach across an entire river channel, blocking the movement of aquatic mammals and this impact must be considered in planning and designing such projects.

4.6.2 Habitat loss and degradation

Introduction

Dolphin habitats are lost either directly through inundation of rivers following development of storage dams, or through changes in river flows and hydrology that affect dolphin habitat and prey species downstream. Reduced sediment flows downstream change the geomorphology of downstream habitats, eroding and reducing the numbers of sand bars and islands favoured by dolphins (Wakid *et al.* 2010). No perceived gains in dolphin habitat result from hydropower projects.

The physical construction of dams across migration pathways (rivers) for river dolphins prevents migratory movement into different parts of their natural range. This potentially disrupts the normal annual cycle of the species, which may affect the capacity of the species to breed and, therefore, the survival of the species. It is also possible that the barrier created by a conventional hydro power project dam leads to the genetic isolation of populations, with consequences for the fitness of isolated populations.

Dolphin habitats downstream of hydropower projects are degraded and altered significantly through changes in river flows and hydrology and reduced sediment flows that result in changes to the geomorphology of downstream habitats, eroding and reducing the numbers of sand bars and islands favoured by dolphins.

Due to the extremely low levels of many river dolphin populations these impacts are determined to be regionally or locally high, with an associated increase in the risk of species extinction.

Contributing factors and causes

Ecological differences

River dolphins require extensive stretches of deep river channels, with deep pools, sand bars and islands, they do not utilise deep water reservoirs unless trapped upstream of a dam. Abundant prey fish populations are also necessary. Post dam construction, reduced sediment loads may reduce hunting ability, as all river dolphins are evolved to hunt in sediment laden murky waters. Some species require unhindered connection to estuarine and coastal areas and may not persist upstream of a hydropower project dam.

Location

Populations and habitat ranges of river dolphins are generally well understood. Any hydropower project located in a known river dolphin locality is likely to have an impact through downstream habitat degradation and alteration and thus on populations.

Location of hydropower project sites will determine the size and extent of upstream impoundment reservoirs. Larger dam structures will generally result in larger reservoir areas. Dam structures on the mainstream of major rivers will have a greater impact on habitat loss (and gain) than those on (smaller) tributary rivers.

Run-of-the-river hydropower projects should essentially provide no physical barrier to dolphin movement, but this has not been tested. It is possible that run-of-river projects could create a barrier to dolphin movement and this should be investigated wherever such projects are proposed within the range of these species.

A single hydropower project along any river within river dolphin habitat will have a catastrophic impact on obstructing movements and migrations.

Configuration and type of the hydropower project

Series of hydropower projects along a single river will have a greater cumulative impact on habitat losses (and gains) than those that are placed singly.

Conventional hydropower projects with large storage reservoirs upstream will result in large scale, direct losses of river reaches that may be suitable habitat for and support a population of an aquatic mammal. Run-of-the-river hydropower projects are likely to have a far less significant impact on habitats upstream (and downstream) of the project. No large-scale water storage impoundment is created, and the river is allowed to run more-or-less freely. The impact of run-of-the-river hydropower projects on river dolphins is not recorded.

Species involved and magnitude of problem

River dolphins have no evolutionary adaptation to by-passing obstacles that impede water flows in their river channel habitats. Populations isolated by hydropower projects therefore have an elevated extinction probability.

Due to the extreme rarity of most river dolphins, hydropower development is likely to lead to a regionally or locally high impact on populations that will increase the risk of species extinctions.

Regional aspects

In recent years surveys of river dolphin populations have been undertaken in India, China, Laos and Cambodia to assess the conservation threat of large hydropower dams on these populations (Schelle 2013). The results are alarming. In India a comprehensive survey of 2500km of the Ganges River for Ganges river dolphin located a total of 671 individual river dolphins; in China, surveys of the Yangtze have not recorded a Yangtze river dolphin since 2001; and also in China surveys for the Yangtze river porpoise at Dongting and Poyang Lakes showed significant declines due to habitat loss, and along the mainstream Yangtze only 39 individuals were recorded (about 30% of the number recorded six years previously). At the Khone Falls along the Mekong River on the Laos/Cambodia border, only six Irrawaddy dolphins were recorded recently (Schelle 2013).

4.7 Other species

Consideration should also be given to movements of freshwater turtles and terrapins (chelonians) within river systems impacted by hydropower developments.

Large tropical river systems, such as the Amazon and Mekong, have a high diversity of freshwater turtle and terrapin species, many of which utilise large areas of river and flooded forest, and make significant movements up and down rivers. Very few studies have been made on the impacts of hydropower projects on freshwater turtle and terrapin movements in these rivers. Alho (2011) however noted that the formation of deep water reservoirs upstream of hydropower projects in the Amazon River basin caused habitat loss for chelonians. He also noted that reservoir formation effects natural flooding and drying cycles along the river banks and that these have an adverse impact on turtle breeding and feeding cycles. In the Mekong River basin ICEM (2010) predicted a significant reduction in the populations of most species of freshwater turtles living in the Mekong, including the Asian giant soft-shell turtle (*Pelochelys cantorii*), due to loss of sand-bars and seasonal breeding habitats downstream of proposed hydropower projects.

A study by Limpus & Limpus (2008) in Queensland, Australia showed that freshwater turtles are impacted significantly by even fairly small-scale dams and hydropower projects. They showed that dams are a direct barrier to turtle movements along the river as most species cannot utilise existing fish-ways and fish-ladders; and, that

numerous turtles were killed, maimed or injured at dams during periods of high-velocity water release as they were hurled against hard substrates or drowned on trash filters.

Limpus & Limpus (2008) also recorded significantly lower turtle biodiversity in deep-water habitats associated with impoundments and dams. They attributed this to an anoxic layer with reduced dissolved O₂ levels the deep water column which many species of freshwater turtle have not adapted to. The greater energy demands of frequent surfacing for air (especially amongst juveniles) has a profound impact on survival rates.

In regions with high chelonian diversity, and endemic or restricted range species, the impacts of hydropower developments could be of regionally or locally high impact, but are unlikely to have any significant impact on the overall species population except for species with restricted range.

4.8 Examples of mitigation and compensation (phase 3)

•Fish

- Improve existing hydropower facilities and design new facilities to account for and minimize injury and mortality related to pressure changes in migratory fish during turbine passage (Brown *et al.* 2012).
- The critical point in upstream fish passage design is the location of the fish pass entrance and the attraction flow, which must take into account river discharge during the migration period and the behaviour of the target species in relation to the flow pattern at the base of the dam. Some sites may require several entrances and fish passes (Marmulla, 2001).
- Impacts on downstream habitats and fish populations can, in part, be mitigated by the management of flow variations from the project site. Too much flow variation and un-seasonality, and high flow variations can reduce available habitats and be lethal for species which only survive within specific flow limits (both fish and their prey species) (SNH, undated). Understanding the seasonal hydrology and the ecological requirements of the main fish species is necessary.
- Increase flow rates at fish passageway entry points to deter fish passage through turbines and to encourage downward migration (Fjelstad *et al.* 2012).
- Installation of artificial fish passageways to reconnect fragmented rivers and restore fish movements. Although artificial fish passageways have been implemented at many hydropower facilities in attempts to reconnect fragmented rivers and restore fish movement potential, many have functional deficiencies and were installed with minimal ecological evaluation (Agostinho *et al.* 2011, Godinho & Kynard 2009, Holbrook *et al.* 2009, Pompeu *et al.* 2012). Installation and monitoring should account for both upstream and downstream migration movements, species migration routes, river flow rates and discharge before and after a facility, spatial distribution of habitats, behavior of species, population

recruitment dynamics, and life history stages (Agostinho *et al.* 2011, Godinho & Kynard 2009, Pompeu *et al.* 2012). Over the years, fish passages have not always been successful due to installation with unclear objectives, lack of species-specific studies before installation, and lack of monitoring (Agostinho *et al.* 2011, Godinho & Kynard 2009, Holbrook *et al.* 2009, Pompeu *et al.* 2012). Artificial fish passageways are restrictive to both upstream and downstream migrations (Agostinho *et al.* 2011, Godinho & Kynard 2009, Holbrook *et al.* 2009, Pompeu *et al.* 2012, Scruton *et al.* 2007). A study at the Lajeado Dam in Brazil (Agostinho *et al.* 2011) assessed upstream and downstream fish movements through a fish passage over one year. The fish passage was restrictive to many species in both directions; however, almost all fish captured in the passage way were ascending migratory fish, indicating that the passage way was limited and did not allow for downstream passage (Agostinho *et al.* 2011). It is known, however, that migratory fish are attracted to flowing water and actively avoid standing waters (Agostinho *et al.* 2011, Fjeldstad *et al.* 2012, Scruton *et al.* 2007). It was speculated that the passage way may not be the limiting factor in restricted downstream migration but that the reservoir created from the hydropower facility discouraged downstream migratory movements as fish have no incentive to disperse downstream across standing waters (Agostinho *et al.* 2011). A study done by Fjeldstad *et al.* (2012) on Atlantic salmon smolt migration past hydropower intakes indicated that flow rates in bypass areas are important to successful migration. Water flow was artificially increased and as a result, bypass migration through passage ways increased (Fjeldstad *et al.* 2012). This type of fish behavior is still poorly understood.

- There are many studies that investigate success rates of fish passageways for upward migration due to the importance of spawning success (Agostinho 2011, Godinho & Kynard 2009, Holbrook *et al.* 2009). A study of Atlantic salmon on the Lower Penobscot River in Maine was conducted to assess upward passage success at three different hydropower facilities over a two-year period. During the first year, only 30% of salmon passed all three dams and during the second year, only 8% passed all three dams. Migrants that failed to pass the second upstream dam fell back into the estuary, presumably reserving energy for additional migration attempts. This data was compared with previous years of data. For all ten years of combined studies the median passage success was 64, 72, and 93% for all three dams and the median cumulative passage past two of the dams was only 71% and ranged from 8% to 87% among years. Both upward and downward migration success are important to community structure, recruitment, and population viability.
- Additionally, the creation of tailraces, water channels below a dam that carry water away from a turbine, from construction and operation of hydropower facilities can affect upward migration (Scruton *et al.* 2007). A study on Atlantic salmon in Canada found that hydropower dams cause delays and increased energy expenditure during upriver migration, as migratory fish are attracted to high water velocities and discharge at tailraces. All salmon in the study were attracted at some degree to the tailraces with varying residency times and

showed searching behaviour to find an upstream passage route. Increased energy expenditure was associated with tailrace attraction. Fish may use too much energy in the tailraces searching for a viable route, not leaving enough energy for the rest of their migration, for gonad production, or for spawning (Scruton *et al.* 2007).

- Utilize technologies such as acoustic or electric guidance or deterrence systems steer fish away from turbine intakes (Smith-Root, 2013)
- When designing fish passageways, fish biologists and engineers should collaborate on passageway design to solve fish passage problems (Godinho & Kynard 2009).
- In some facilities, wire fencing is placed in front of the turbine entrances to encourage fish movement to artificial fish passage locations; however, the wire fencing can also cause collision mortality (Coutant & Whitney 2000).

Birds

- Maintaining suitable habitats for waterbirds below hydropower projects may be possible if flows can be regulated appropriately. Optimal seasonal flows and a better understanding of the ecological requirements of the bird species will be necessary. Pernollet *et al.* (2013) stated that modifications to the shapes of river channels below dams would be sufficient, and Barter *et al.* (in litt.) suggested that if outflows can be maintained between dams, scaly-sided mergansers could survive in these areas.
- Impacts on downstream habitats and waterbird populations, can in part, be mitigated by the management of flow variations from the project site. Too much flow variation and un-seasonal flows can reduce available habitats and be lethal for species that only survive within specific habitats and flow limits (both birds and their aquatic prey species) (SNH, undated). Understanding the seasonal hydrology and ecological requirements of the potentially affected waterbird species is important to developing mitigation measures.

Mammals

- Schelle (2013) suggests that dam operators can play a key role in dolphin conservation by adjusting dam operations to facilitate environmental flow regimes that help sustain downstream habitats and floodplains.

4.9 Positive effects

Creation of large, deep water bodies also provides new habitats for some species of migratory fish. However, it is generally suggested that loss of habitats encourages the proliferation of generalists and alien species that can breed within the body of the reservoir and do not require specialised habitats or hydrological triggers to induce spawning (ICEM, 2010; Darwall *et al.* 2011). Fish populations often increase rapidly within new reservoirs, partly because of the expansion of water volume, and partly because food organisms may temporarily increase in the impoundment. Development of commercial fisheries in reservoirs is therefore considered to be a potential beneficial effect of hydro-electric development.

Hydropower facilities may provide a significant source of winter roost sites for bats as Kurta & Teramino (1994) documented a hibernating colony of 15,000 bats in a hydroelectric facility in the Central Great Lakes Basin, Mainistee County, Michigan, USA.

Reservoirs created by hydropower dams may create new habitats for some migratory bird species, but are rarely used by the species adapted to fast-flowing habitats described above. Depending on the shallowness, and extent of littoral shallow fringes, reservoirs may be important refuges for migratory ducks, geese and other waterbirds. However, deep-water reservoirs offer limited food sources for many species of waterbird, and may only be used as safe roosting (not foraging) sites during migration periods. Nonetheless, many have developed significant conservation value leading to designation as Ramsar Sites.

4.10 Gaps in knowledge

There are many species-specific variables that affect migratory movements including migration routes, habitat preferences, habitat distribution, life history, population dynamics and behavior. A lot of this information has not been studied and has not been considered when designing, building, and monitoring hydropower facilities and artificial fish passageways. In the available literature, salmon species were the most studied migratory fish in terms of the impacts of hydropower technology. Other species should be considered including migratory lamprey, steelhead, shad, sturgeon and eel spp. to name a few. Understanding the seasonal hydrology and the ecological requirements of the main fish species is necessary to implement effective mitigation measures.

Additionally, research on the impacts of hydropower facilities is focused on migratory fish species and seldom investigates migratory birds and terrestrial mammals. Information is lacking on the effects to migratory bats, which are using hydropower dams as hibernaculum.

Although hydropower dams can reduce riparian habitat by increasing water levels in surrounding reservoirs, the loss of riparian stopover habitat does not seem to affect the numbers of migratory songbirds. It is unknown whether other migratory bird species may be affected by riparian stopover habitat changes. It is also unknown how hydropower operations might affect the stress levels and physiological state of migratory birds during stopover and stopover behaviour such as transience, departing probability, and habitat use (Green *et al* 2011).

The impacts of run-of-the-river hydropower projects and in-stream projects on migratory waterbirds have yet to be fully researched so no conclusions can be reached. Given that these projects do not completely remove riparian habitats, their impacts on the migratory birds that rely on such areas are likely to be less significant.

4.11 Conclusions

The general conclusion from the literature reviewed is that hydropower energy technologies can have serious impacts on migratory species populations. For at least one species extinction in the wild has been recorded. Impacts on migratory fish and fresh water cetaceans can thus be serious although mostly local. The construction phase is in general difficult to separate from the operational phase in terms of impacts as the construction of dams is the dominant negative impact. The positive effects are mostly a result of standing fresh water bodies behind the dams serving new habitat for species such as waterbirds and many fish species. But introduction of alien invasive species in these waterbodies can result in additional negative impacts on native (endemic) migratory species. .

The species groups where negative impacts are to occur include fish, fresh water mammals and birds bound to currents and riverine habitats. The main effects of deployment of hydropower energy on migratory species are barrier effects, which in fact lead to direct habitat loss and habitat degradation.

The primary gaps in knowledge are related to the effects of mitigation measures. For many species and river systems the effects are insufficiently known. Although in general the impacts on species are known, for specific sites the effects can be unknown as information lacks on existing migratory species and crucial migratory pathways. E.g. Larinier (2001 in Marmulla, 2001) states that “almost nothing is known about migratory fish species”, particularly in developing countries. This however, can be addressed by anticipating on effects in the construction phase and including mitigation measures such as fish passes anyway.

4.12 Literature

- Agostinho, C. S., F. M. Pelicice, E. E. Marques, A. B. Soares, and D. A. Alves de Almeida 2011. All that goes up must come down? Absence of a downstream passage through a fish ladder in a large Amazonian river. *Hydrobiologia*. 675: 1-12.
- Alho C.J.R. 2011. Environmental effects of hydropower reservoirs on wild mammals and freshwater turtles in Amazonian: a review. *Oecol Aust* 15(3): 593-604.
- Anon. Undated. Sustainable Hydropower Leaflet. Passage of Aquatic Species: Daini Numazawa, Japan. sustainable.hydropower@hydro.com.au
- Anon. Undated. Sustainable Hydropower Leaflet. Passage of Aquatic Species: Beeston, UK. sustainable.hydropower@hydro.com.au
- Anon. Undated. Sustainable Hydropower Leaflet. Passage of Aquatic Species: Puntledge Power Station, Canada. sustainable.hydropower@hydro.com.au
- Barter, M., Lei Cao, Xin Wang, Yu Lu, Jinyu Lei, Solovyeva, D., and Fox, A.D. In litt. Abundance and distribution of wintering Scaly-sided Mergansers *Mergus squamatus* in China: where are the missing birds? *Bird Conservation International* 2013.
- Baxter R.M. 1977. Environmental effects of Dams and Impoundments. *Annual Review of Ecology and Systematics* 8: 255 – 283.

- Brown, R. S. , T. J. Carlson , A. J. Gingerich , J. R. Stephenson , B. D. Pflugrath , A. E. Welch , M. J. Langeslay , M. L. Ahmann , R. L. Johnson , J. R. Skalski , A. G. Seaburg and R. L. Townsend 2012. Quantifying mortal injury of juvenile Chinook salmon exposed to simulated hydro-turbine passage. Transactions of the American Fisheries Society. 141:1, 147-157
- Cada, G., & P. Schweizer 2012. The Use of Traits-Based Assessment to Estimate Effects of Hydropower Projects on Fish Populations. Oak Ridge National Laboratory Fact Sheet. www.ornl.gov.
- Coutant C. C. and R. R. Whitney 2000. Fish behavior in relation to passage through hydropower turbines: a review. Transactions of the American Fisheries Society. 129:2, 351-380.
- Darwall, W.R.T., Smith, K.G., Allen, D.J., Holland, R.A, Harrison, I.J., and Brooks, E.G.E. (eds.) 2011. The Diversity of Life in African Freshwaters: Under Water, Under Threat. An analysis of the status and distribution of freshwater species throughout mainland Africa. Cambridge, United Kingdom and Gland, Switzerland: IUCN.
- Edenhofer O, Pichs-Madruga, R., Sokona, Y., Seyboth, K., Matschoss, P., Kadner, S., et al. 2012. IPCC Special Report on Renewable Energy Sources and Climate Change Mitigation.
- EPRI (Electric Power Research Institute) 2012. Fish Passage Through Turbines: Applicability of Conventional Hydropower Data to Hydrokinetic Technologies. EPRI, Palo Alto, CA: 2011. 1024638.
- Fette, M. et., al 2007. Hydropower production and river rehabilitation: A case study on an Alpine river, Environmental Modeling and Assessment 12 (4): 257-267. EU Life Programme booklet on Science for Environment Policy, 31 January 2007: Hydropower: more than just a barrier to fish migration.
- Fjeldstad, H. P., I. Uglem, O. H. Diserud, P. Fiske, T. Forseth, E. Kuingedal, N. A. Huidsten, F. Okland, and J. Jarnegren 2012. A concept for improving Atlantic salmon *Salmo salar* smolt migration past hydro power intakes. Journal of Fish Biology. 81:642-663.
- Franke, G. F., D. R. Webb, R. K. Fisher, D. Mathur, P. N. Hopping, P. A. March, M. R. Headrick, I. T. Laczó, Y. Ventikos, and F. Sotiropoulos 1997. Development of Environmentally Advanced Hydropower Turbine System Concepts. Prepared for the U.S. Department of Energy, Voith Hydro, Inc. Report No. 2677-0141.
- Frazier, P & K. Page 2006. The effect of river regulation on floodplain wetland inundation, Murrumbidgee River, Australia Marine and Freshwater Research 57(2) 133–141.
- Freyhof, J. & Kottelat, M. 2008. *Stenodus leucichthys*. In: IUCN 2013. IUCN Red List of Threatened Species. Version 2013.2. <www.iucnredlist.org>. Downloaded on 12 December 2013.
- Gerritsen, A., & B. Young 2008. The effects of dams on migratory fish: A North Country Case Study. Conservation Biology Spring 2008.
- Gibson, A. Jaime F. and R. A. Myers 2002. A logistic regression model for estimating turbine mortality at hydroelectric generating stations. Transactions of the American Fisheries Society. 131:4, 623-633.
- Glenn, E.P. 2013. Hydropower Dams Hamper Migrating Fish Despite Passage Features, Study Finds. University of Arizona News. January 16th 2013. <http://uanews.org/story/hydropower-dams-hamper-migrating-fish-despite-passage-features-study-finds>

- Godinho, A. L. & B. Kynard 2009. Migratory fishes of Brazil: life history and fish passage needs. *River Research and Applications*, 25: 702-712.
- Green, D. J., K. B. Loukes, M. W. Pennell, J. Jarvis and W. E. Easton 2011. Reservoir water levels do not influence daily mass gain of warblers at a riparian stopover site. *Journal of Field Ornithology*. 82(1): 11-24.
- Hall, C. J., A. Jordaan, and M.G. Frisk 2011. The historic influence of dams on diadromous fish habitat with a focus on river herring and hydrologic longitudinal connectivity. *Landscape Ecology*. 26: 95-107.
- Hogan, Z. S. 2011. Review of Migratory Freshwater Fish., Bonn, Germany: Convention on Migratory Species
- Hogans, W.E., & G.D. Melvin 1985. Mortality of adult American shad (*Alosa sapidissima*) passed through a Straflo turbine at the low-head tidal power generating station at Annapolis Royal, Nova Scotia. T.P.H Applied Fisheries Research, Wolfville, Nova Scotia.
- Holbrook, C. M. , J. Zydlewski , D. Gorsky , S. L. Shepard and M. T. Kinnison 2009. Movements of prespawn adult Atlantic salmon near hydroelectric dams in the lower Penobscot River, Maine. *North American Journal of Fisheries Management*. 29(2): 495-505.
- ICEM (International Centre for Environmental Management). 2010. Strategic Environmental Assessment of Hydropower on the Mekong Mainstream. FINAL REPORT prepared for the Mekong River Commission (MRC). <http://www.mrcmekong.org/ish/ish.htm> & <http://www.mrcmekong.org/ish/SEA.htm>
- King, P., Bird, J., & L. Haas 2007. The current status of Environmental criteria for Hydropower Development in the Mekong Region. Report to ADB, MRCS and WWF, March 2007.
- Kingsford, R.T. 2000. Ecological impacts of dams, water diversions and river management on floodplain wetlands in Australia. *Austral Ecology*, 25: 109–127.
- Kurta, A., & J. Teramino 1994. A novel hibernaculum and noteworthy records of the Indiana Bat and Eastern Pipistrelle (*Chiroptera: Vespertilionidae*). *American Midland Naturalist*. 132(2): 410-413.
- Lane, B.A. 1987. Shorebirds in Australia. Nelson, Melbourne.
- Larinier, M. 2001. Environmental issues, dams and fish migration. In: Marmulla, G. (Ed.). 2001. Dams, fish and fisheries. Opportunities, challenges and conflict resolution. FAO Fisheries Technical Paper 419. FAO Rome.
- Larkin, P.A. 1984. A commentary on environmental impact assessment for large projects affecting lakes and streams. *Canadian Journal of Fisheries and Aquatic Sciences* 41: 1121-1127.
- Ledec, G., & Quintero J.D. 2003. Good Dams and Bad Dams: Environmental Criteria for Site Selection of Hydroelectric Projects. Latin America and Caribbean Region Sustainable Development Working Paper 16. November 2003. The World Bank.
- Leipzig, T. 2011. Fish Friendly Turbines May Put a New Spin on Hydropower. River Network. <http://www.rivernetwork.org/blog/swse/fish-friendly-turbine>.
- Ligon, F. K., W. E. Dietrich & W. J. Trush 1995. Downstream ecological effects of dams, a geomorphic perspective. *BioScience*. 45(3): 183-192.
- Liu, Wenzhi, Liu Guihua, Liu Hui, Song Yu, Zhang Quanfa 2013. 'Subtropical reservoir shorelines have reduced plant species and functional richness compared with adjacent riparian wetlands. *Environ. Res. Lett.* 8(2013) 044007 (10pp)

- Limpus, C., and Limpus, D. 2008. Freshwater turtle conservation management strategies in response to drought and river modification 11th International River Symposium, Brisbane, 1-4 September 2008. Queensland Government, Environment Protection Agency.
- Locher, H. Undated manuscript. Environmental issues and management for hydropower peaking operations. Hydro Tasmania (helen.locher@hydro.com.au)
- Marmulla, G. (Ed.). (2001). Dams, fish and fisheries. Opportunities, challenges and conflict resolution. FAO Fisheries Technical Paper 419. FAO Rome.
- McCall JM (2008) Primary production and marine fisheries associated with the Nile outflow. *Earth & Environment* 3: 179-208
- National Hydropower Association (NHA). Undated. Fact Sheet: Hydropower Protects Ecosystems and Fish. www.hydro.org
- Neraas L.P., and Spruell P. 2001. Fragmentation of riverine systems: the genetic effects of dams on bull trout (*Salvelinus confluentus*) in the Clark Fork River system. *Molecular Ecology* 10: 1153 – 1164.
- Nilsson, C. & M. Dynesius 1994. Ecological effects of river regulation on mammals and birds: A review. *Regul. Rivers: Res. Mgmt.*, 9: 45–53.
- O'Neill, G. Undated. Potential Impacts of Hydropower on Fish. Power Point Presentation. Department of Culture, Arts and Leisure, UK.
- Pernollet, C.A., Pavez, E.F., and Estades, C.F. 2013. Habitat Selection by Torrent Ducks (*Merganetta armata armata*) in Central Chile: Conservation Implications of Hydropower Production. *Waterbirds* 36(3):287-299. 2013.
- Pompeu, P. S., A. A. Agostinho & F. M. Pelicice 2012. Existing and future challenges: the concept of successful fish passage in South America. *River Research and Applications*. 28: 504-512.
- Rabl A. et. al. 2005. "Final Technical Report, Version 2". Externalities of Energy: Extension of Accounting Framework and Policy Applications. European Commission. (August 2005).
- Richter, B.D., Postel, S., Revenga, C., Scudder, T., Lehner, B., Churchill, A., and Chow, M. 2010. Lost in development's shadow: The downstream human consequences of dams. *Water Alternatives* 3(2): 14-42 www.water-alternatives.org
- Schelle, P. 2013. River dolphin decline: can the dams industry help? *International water power and dam construction*. 26 March 2013. <http://www.waterpower-magazine.com/>
- Scruton, D. A., R.K. Booth, C. J. Pennel, F. Cubitt, R. S. McKinley, and K. D. Clarke. 2007. Conventional EMG telemetry studies of upstream migration and tailrace attraction of adult Atlantic salmon at a hydroelectric installation on the Exploits River, Newfoundland, Canada. *Hydrobiologia*. 582: 67-79.
- SNH (Scottish Natural Heritage). Undated. Ecological impacts of hydro schemes on Scottish fresh waters. Information and Advisory Note Number 37. WWW.snh.org.uk/publications/on-line/advisorynotes
- Smith, B. D., Sinha, R. K., Kaiya, Z., Choudhury, A. A., Renjun, L., Ding, W., Ahmed, B., Haque, A. K.M., Mohan, R. S. L. and Sapkota, K. (2000): Registrar of water development projects affecting river cetaceans in Asia. In *Biology and Conservation of Freshwater Cetaceans in Asia*, Occasional Papers of the IUCN Species Survival Commission no. 23 (eds. R. R. Reeves, B. D. Smith and T. Kasuya), pp. 22-39. IUCN, Gland, Switzerland.

- Smith-Root, 2013. <http://www.smith-root.com/barriers/sites/>
- Stokesbury, K.D.E., and Dadswell, M.J. 1991. Mortality of juvenile clupeids during passage through a tidal, low tide hydroelectric turbine at Annapolis Royal, Nova Scotia. *North American Journal of Fisheries Management* 11: 149-154.
- Wakid, A., Das, P. & B. Talukdar 2010. Impact of large dams of Arunachal Pradesh and Meghalaya on the endangered Ganges River Dolphin (*Platanista gangetica gangetica*) of Brahmaputra river system with special references to the Lower Siang, Dibang, Lower Demwe, Lower Subansiri and Kulsi Dam. Report submitted to the Ministry of Environment & Forest, Govt of India, in the public consultation meeting on downstream impact of dams of Arunachal Pradesh in Assam, dated 10th September, 2010, Guwahati.
- World Commission on Dams 2000. Dams and development. A new framework for decision-making, Pp. 77-84. Earthscan Publications Ltd, London and Sterling, VA.http://www.internationalrivers.org/files/world_commission_on_dams_final_report.pdf
- Zhong, Y. & G. Power 1996a. The environmental impacts of hydroelectric projects on fish resources in China. *Regulated Rivers: Research and Management* 12: 81-98.
- Zhong, Y., & G. Power 1996b. Some environmental impacts of hydroelectric projects on fish in Canada. *Impact Assessment: Volume 14*, September 1996: 285 – 308.
- Zwarts, L., P. van Beukering, B. Kone & E. Wymenga (eds.) 2005. *The Niger, a lifeline. Effective water management in the Upper Niger Basin*. RIZA, Lelystad / Wetlands International, Sévaré / Institute for Environmental studies (IVM), Amsterdam / A&W ecological consultants, Veenwouden. Mali / the Netherlands.

5 Ocean energy

E. Moore & S. Bouma

5.1 Introduction

Ocean energy comprises several technologies that capture the electricity-generating potential of oceanic waters, including through thermal energy (*i.e.*, the temperature differential between deep and surface waters), mechanical energy (*i.e.*, tides, currents, and waves), and osmotic power (*e.g.*, the salinity gradients between salt and freshwater).

While technologies to capture ocean energy sources have been implemented or planned in several European and Asian locations, the potential for ocean energy in the western hemisphere is still in early stages of development (IHS EER 2010). High potential for ocean thermal energy in the western hemisphere occurs along Central America's coasts and the Caribbean, as well as along the Atlantic coast of South America (Lewis *et al.* 2011, USEPA 2013). High wave energy potential exists along Canada's Pacific coast and along the Pacific coast of South America (Lewis *et al.* 2011). Potential for tidal energy generation is high in areas with high tidal amplitude, including the northeast Atlantic off of the United States and Canada (Boehlert *et al.* 2008, Lewis *et al.* 2011, USEPA 2013). Current energy potential is typically highest between islands, in narrows, where water is funnelled and flow rates are high and predictable (Finkl & Charlier 2009). Osmotic power potential is high in all coastal areas, however development of these technologies is most desirable in populated areas, to utilize the desalinated water produced as a by-product for residential or industrial purposes (Lewis *et al.* 2011).

Tidal and wave energy conversion are most mature of these technologies at this time, with several installations operating at near-commercial-level production worldwide (Lewis *et al.* 2011). Tidal and wave energy sites are however still relatively uncommon. The development of tidal energy sites has been concentrated in Europe, in Scotland in particular. Outside of Europe, the USA, Canada, India and South Korea in particular are developing tidal energy sites. Globally there are 63 tidal energy sites both test and commercial in various stages of development (James 2013). The development of wave energy sites has been concentrated in Europe and especially in Scotland. Outside of Europe, the USA and Australia in particular are developing wave energy sites. There are 59 wave energy sites globally in various stages of development (James 2013).

Ocean energy technologies are diverse, however most consist of some combination of floating and/or submerged energy production units (EPUs) or other hard structures anchored to foundations on the sea floor and submarine transmission cables used to transport the generated energy to land. Ocean thermal energy generation requires

bringing cold sea water from the depths up to the surface via large diameter intake pipes where processing plants are able to convert it into electricity. Such plants may be constructed on land, built on the continental shelf, or float, anchored to the sea floor (USEPA 2013). Osmotic power similarly requires large intake pipes and construction of processing plants in coastal areas (Lewis *et al.* 2011). Wave energy may be captured and converted to electricity via buoys or other floating EPUs, whose up-and-down motion creates mechanical energy which is converted to electricity and transmitted along an undersea cable (Jacobson 2008).

Tidal energy, in contrast, is generally captured through turbines or fences, consisting of rotors or blades that turn with both the ebb and flow of the tidal cycle (USEPA 2013). These turbines and accompanying generators may extend to the surface or remain submerged near the sea floor. The rotors may be open and exposed to the water, or enclosed within a narrowing duct, concentrating flow through the turbine (Jacobson 2008). Another type of tidal energy generation is accomplished by building containment pools which capture water during high tide behind a barrage (dam), and release the water through turbines, similar to hydroelectric dams (USEPA 2013).

The literature on potential conflict between ocean energy development and migratory species focuses primarily on operational impacts of (a) mortality due to impingement, entrainment, collision, entanglement, or other interaction with energy producing equipment or structures, (b) habitat loss due to installation of energy conversion structures and facilities in the coastal and marine environment, and (c) habitat degradation due to altered hydrodynamic regimes, thermal regimes, sediment transport patterns, nutrient delivery, larval dispersal, and increased noise and electromagnetic fields in the surrounding region (Gill 2005, Cada *et al.* 2007, Boehlert *et al.* 2008, Finkl & Charlier 2009, Shumchenia *et al.* 2012). Additional habitat degradation through chemical contamination may occur due to contaminant mobilization through disturbed sediments, flaking and wear of anti-fouling paints from structures, as well as potential accidental leak or spill of lubricants, fuels, or other fluids.



Visual simulation of wave energy attenuator devices. Image credit: US Dept. Of Energy

In January 2013 a report on 'Environmental Effects of Marine Energy Development around the World' was prepared by the Pacific Northwest National Laboratory for the Ocean Energy Systems Initiative (OES; Copping *et al.* 2013). This report presents results of a three-year effort compiling scientific literature about the environmental effects of marine energy systems, as well as metadata on international ocean energy projects and research studies. The report contains three case studies of specific interactions of marine energy devices with the marine environment addressing 1) the physical interactions between animals and tidal turbines; 2) the acoustic impact of marine energy devices in marine mammals; and 3) the effects of energy removal on physical systems. Each case study contains a description of environmental monitoring efforts and research studies, lessons learned, and analysis of remaining information gaps.

5.2 Impact matrix

The (potential) impacts of ocean energy deployment are summarized in Table 5.1. Terrestrial species are not relevant and are therefore excluded from the analysis. The species groups where impacts are likely to occur include marine mammals, crustaceans and squid, fish, sea turtles and birds, which are discussed in more detail below.

The impact matrix summarizes the impacts of ocean energy production on the relevant species *groups* (see above). Impacts can be extrapolated to species level (table 1.1) when ocean energy development coincides with the habitat of these species.

Table 5.1 *Impact matrix ocean energy and migratory species. Assessment of the (potential) impact of the ocean energy technology on migratory species*

Process phase	Species group	Impact	Description of ecological impact	Spatial extent impact	Duration of impact	Magnitude of impact
Construction & Decommissioning	Fish	Habitat loss	Some temporary loss of both benthic and pelagic habitat availability	Local	Short term	I
		Habitat degradation	Some degradation due to sediment disturbance, underwater noise, and vibration disturbance	Local	Short term	I
	Sea Turtles	Mortality	Collision and entanglement with ocean energy conversion devices and vessels	Local	Short term	I
		Habitat loss	Some temporary loss of both benthic and pelagic habitat availability	Local	Short term	I
	Birds	Habitat degradation	Some degradation due to sediment disturbance, underwater noise, and vibration disturbance	Local	Short term	I
		Mortality	Collision and entanglement with ocean energy conversion devices and vessels	Local	Short term	I
	Marine Mammals	Habitat degradation	Some degradation due to construction activities and noise disturbing prey	Local	Short term	I
		Mortality	Collision with construction/decommissioning vessels	Local	Short term	I
		Habitat loss	Some temporary loss of habitat availability	Local	Short term	I
	Crustaceans and Squid	Habitat degradation	Some degradation due to sediment disturbance, underwater noise, and vibration disturbance	Local	Short term	I
		Habitat loss	Some temporary loss of both benthic and pelagic habitat availability	Local	Short term	I

Process phase	Species group	Impact	Description of ecological impact	Spatial extent impact	Duration of impact	Magnitude of impact
Operational and Energy Transmission	Fish	Habitat degradation	Some degradation due to sediment disturbance, underwater noise, and vibration disturbance	Local	Short term	I
		Mortality	Impingement and entrainment within EPU's, collisions, entanglement	Local	Long term	II
		Habitat loss	Some loss of benthic and/or pelagic habitat and food sources	Local	Long term	I
		Habitat gain	Structures may attract fish as "artificial reefs"	Local	Long term	I
		Habitat degradation	Underwater noise, altered hydrodynamics, competition and predation pressure surrounding "artificial reefs" and electromagnetic field emission.	Local	Long term	II
		Obstruction to movement	Potential for collision and/or avoidance of the area or altered migration routes	Local	Long term	I
		Mortality	Collision and entanglement with ocean energy conversion devices and vessels	Local	Long term	II
		Habitat loss	Loss of benthic habitat and/or food sources;	Local	Long term	I
		Habitat gain	Structures may attract turtles or their prey as "artificial reefs"	Local	Long term	I
		Habitat degradation	Some degradation due to ongoing underwater noise and vibration disturbance, altered hydrodynamic environment	Regional	Long term	II
Operational and Energy Transmission	Sea Turtles	Obstruction to movement	Some obstruction to migratory movements due to physical and sound barriers	Local	Long term	I
		Mortality	Collision and entanglement with ocean energy conversion devices and vessels	Local	Long term	I
		Birds	Mortality	Collision and entanglement with ocean energy conversion devices and vessels	Local	Long term

Process phase	Species group	Impact	Description of ecological impact	Spatial extent impact	Duration of impact	Magnitude of impact
		Habitat loss	Loss of coastal habitat due to construction of facilities onshore or in surrounding waters	Regional	Long term	II
		Habitat gain	Surface structures provide roosting habitat	Local	Long term	I
		Habitat degradation	Some degradation due to altered food availability and quality of coastal riparian habitat	Regional	Long term	I
		Mortality	Collision and entanglement with ocean energy conversion devices and vessels	Local	Long term	I
	Marine Mammals	Habitat degradation	Altered prey availability; Increased entanglement potential in areas with energy conversion devices	Local	Long term	I
		Obstruction to movement	Some obstruction to migratory movements due to physical and sound barriers	Local	Long term	I
		Habitat loss	Some loss of benthic and/or pelagic habitat and food sources	Local	Long term	I
		Habitat gain	Ocean energy conversion devices and other foundational structures serve as artificial reefs	Local	Long term	I
	Crustaceans and Squid	Habitat degradation	Some degradation due to underwater noise, altered hydrodynamic environment, increased competition and predation pressure surrounding artificial reefs, and electromagnetic field emission.	Local	Long term	II

Spatial extent (size of area) of the impact (local/project area, regional/beyond the project area); Magnitude (I = Effects reported, but no apparent threat to populations, II = Regionally or locally high impact, but with no significant impact on the overall species population, III = Regionally or locally high impact increasing the risk of species extinction, regionally or at a larger scale).

5.3 Construction phase

Effects during the ocean energy construction phase generally reflect those for other marine construction projects and activities and include mortality, habitat loss and disturbance. The level and duration of the effects witnessed vary depending on ecological and environmental factors as well as the location, timing, duration, intensity and size of the project and the construction techniques and any mitigation measures employed. Although the construction phase is generally much shorter and more local than the operation duration of a wind farm, activity may be more intensive during construction and acute responses may be evident.

The construction phase is the most acoustically diverse and the noisiest phase (Thomsen *et al.*, 2006). In this phase there is a large amount of shipping movements in and out of the area, seismic surveys at the start of the project, and construction noise. If the energy devices require piling, then the predominant noise issue will be associated with pile driving, which is currently of greatest concern for its effects on acoustically sensitive species (Thomsen *et al.*, 2006).

5.4 Fish

Development of ocean energy projects within the coastal and marine environment has the potential to impact migratory fish during all phases of production. A review of pertinent literature indicates that known impacts to fish from ocean energy projects vary depending on the scale of the project, the location, and the species groups of fish being considered. Migratory fishes in the western hemisphere include the oceanic highly migratory species (*e.g.*, tunas, swordfish, and some sharks) known to traverse great distances across oceans, typically following food sources, as well as diadromous species (*e.g.*, American eel *Anguilla rostrata*, salmon, clupeids), which migrate between freshwater and the seas on reproductive cycles. The discussion below includes description of potential impacts to these and other migratory fish species.

Copping *et al.* 2013 summarises various studies on the effects of tidal turbines on fish including observations of fish around a tidal turbine in Cobscook Bay, Maine USA. Ocean Renewable Power Company's (ORPC) Cobscook Bay Tidal Energy Project (CBTEP) is planned as a commercial installation of three cross-axis turbine generator units (TGUs) in 26 m of water in Cobscook Bay in coastal Maine, USA. Average current speeds at the test site are around 1.0 m/s; maximum current speeds reach 2.0 m/s.

Monitoring was conducted to classify fish behaviours in reaction to the turbine in a natural environment, quantify the observed behaviours, and assess the effects of time of day (day or night), fish size, and turbine movement (still or rotating) on fish behaviour. Two acoustic (Dual-Frequency Identification Sonar [DIDSON]) cameras were mounted fore and aft of the turbine, angled to observe a cross section of the device and support structure, and data were collected over a 24-hour period. Fish

behaviour was classified into categories for analysis. Reaction distance-the distance between the fish and the turbine at which fish were seen to actively alter course to avoid the turbine-was recorded for all fish that exhibited avoidance behaviour. Researchers analyzed the effect of time of day (day/night), fish size, and current speed on the proportion of fish interacting with the turbine and the type of interaction observed. Researchers also established the baseline abundance and distribution of fish species in the bay and documented changes in benthic habitat and benthic communities in the vicinity of the turbine.

It was clear from the acoustic camera data that fish did not entirely avoid the area occupied by the turbine and barge; they regularly approached it closely. Results from the study showed that a higher proportion of fish interacted with the turbine when it was still than when it was rotating and that during these interactions the predominant behaviour was fish entering the turbine. The study was not able to discover the disposition of the fish that passed through the turbine, although there were no incidences of dead or dying fish recorded after passage through the operating turbine. Visibility may be an important factor in determining fish behaviour around the turbine: at night, the reaction distance of fish was shorter, more medium-and large-sized fish interacted with the turbine, and the behaviour of small-and medium-sized fish shifted from avoiding to entering the turbine.

Most of the fish detected by the cameras were already located above or below the turbine when they entered the field of view, which may indicate that they were able to detect the turbine prior to the distance 2.5 m upstream of the turbine captured by the DIDSON cameras. Large fish (older herring, mackerel) appeared to have a greater ability to avoid the turbine than small-and medium-sized fish (sticklebacks and juvenile herring). Interestingly, schooling fish also appeared to be better able to detect and avoid the turbine than individual fish. Observed fish were almost always present in the wake of the turbine when the current was strong enough to generate a wake (regardless of the turbine rotating or still), with greater numbers observed in the wake than observed entering the turbine. This may indicate a preference for lower-energy regions of the water column, such as those caused by the presence of the turbine. Large fish appeared to have a greater ability to avoid the turbine than small-and medium-sized fish (sticklebacks and juvenile herring). Interestingly, schooling fish also appeared to be better able to detect and avoid the turbine than individual fish.

5.4.1 Mortality

Mortality of migratory fish due to operational impacts of ocean energy projects is most often due to physical injury caused by collision with or passage through turbines used to generate tidal energy. Physical strikes with the turbine or rotor blades is the most common cause of mortality in larger fishes (e.g., sturgeon, bass), however smaller fishes (e.g., clupeids) may also be impacted by impingement on screens over intake pipes or ducts, shear stresses, and abrupt pressure change within the turbine draft tube (Dadswell & Rulifson 1994). The magnitude of potential impact of these energy

projects on migratory fish populations is largely related to their location. For instance, tidal energy facilities sited near the entrance to bays and estuaries utilized by diadromous species may have greater impact due to natural funnelling of high volumes of individuals through these areas on reproductive migrations (Dadswell & Rulifson 1994). In addition, configuration, spacing, and areal extent of ocean energy conversion devices may affect the ability of migratory fish to avoid the entire area or individual devices along their route (Cada *et al.* 2007). Diversion systems, including those that utilize high-frequency sound to deter fish from energy generation areas, may mitigate some of the mortality impacts to migratory populations, however these have not proven effective for all species (Gibson & Myers 2002).

5.4.2 Habitat loss

Installation and operation of EPU's and other hard structures in the marine environment as part of ocean energy development would result in the loss of existing benthic and pelagic habitat, including potential loss or alteration of the existing prey availability for migratory species (Boehlert *et al.* 2008, Witt *et al.* 2011). However, new hard structures associated with these projects may act as attractors, or artificial reefs, leading to increased abundances of some fish and invertebrate species in the area, many of which may serve as prey for migratory fish species (Boehlert *et al.* 2008, Witt *et al.* 2011). If the ocean energy conversions system were to be decommissioned, this would result in loss of the artificial habitat, again altering the local habitat.

5.4.3 Habitat degradation

Ocean energy projects have the potential to affect migration corridors, particularly when they are sited to take advantage of the same currents utilized by migratory species (Boehlert *et al.* 2008). While an increase in structure may increase the habitat value for some species and individuals attracted by the artificial reef effect, foraging among the EPU's and anchor lines could lead to entanglement or other injury (Boehlert *et al.* 2008). In addition, the structure may attract increased abundances of predators or invasive competitors (Boehlert *et al.* 2008). Electromagnetic fields and underwater noise generated by the EPU's and/or transmission cables may also impact the orientation of migratory fish species (Boehlert *et al.* 2008, Gill *et al.* 2012). There is evidence that eels can temporarily respond to electromagnetic fields from cables during their migration by diverting from their path of movement (Westerberg & Lagenfelt, 2008).

5.5 Reptiles

Literature on migratory sea turtle impacts with ocean energy development is sparse; however the impacts can be inferred from published expectations of impacts to other migratory species. For instance, entanglement and collision with submerged and surface structures is of concern for sea turtles as it is for marine mammals and

migratory fish, as is disruption to orientation by electromagnetic fields (Boehlert *et al.* 2008).

5.5.1 Mortality

The largest potential cause of mortality to sea turtles by ocean energy development is through entanglement with offshore and coastal structures (Cada *et al.* 2007, Finkl & Charlier 2009). As with other species groups, this impact could be compounded if turtles are attracted to increased prey densities surrounding these structures (Cada *et al.* 2007, Boehlert *et al.* 2008). Direct collision with structures and/or service vessels is also of concern for these organisms (Cada *et al.* 2007, Finkl & Charlier 2009, Shumchenia *et al.* 2012)

5.5.2 Habitat loss

Direct habitat loss was not identified in the literature as an expected conflict between ocean energy development and migratory sea turtles, however habitat degradation due to electromagnetic fields or noise disturbance may lead turtles to avoid these areas and thus be diverted on migration routes (Boehlert *et al.* 2008, Shumchenia *et al.* 2012).

5.5.3 Habitat degradation

Ocean energy development may result in sea turtle habitat degradation due to increased noise and light disturbance in the area as well as electromagnetic fields generated by energy conversion activities (Boehlert *et al.* 2008, Shumchenia *et al.* 2012). All of these impacts may result in disorientation and stress to these organisms during migration through the area.

5.6 Birds

The published literature on the effects of ocean energy development on migratory birds suggests potential impacts to feeding areas by alteration of coastal and oceanic habitat as well as concern for entanglement and collision with submerged or surface equipment. Specific impacts and interactions are discussed below.

5.6.1 Mortality

Migratory birds may become entangled in cables/structures associated with ocean energy projects, particularly if they are attracted to increased prey abundance related to artificial reef effects (Cada *et al.* 2007, Boehlert *et al.* 2008, Grecian *et al.* 2010). These impacts are most likely to affect diving birds (Furness *et al.* 2012). Collision with surface or submerged structures by diving birds, and entrainment within turbines is also a potential source of mortality to these species (Cada *et al.* 2007, Langton *et al.* 2011, Grecian *et al.* 2010, Furness *et al.* 2012).

5.6.2 Habitat loss

Installation of tidal barrages at coastal bays and estuaries alters the surrounding wetland habitat, resulting in loss or degradation of potential migratory bird feeding areas (Frid *et al.* 2012). Similarly, migratory birds may avoid developed areas (Shumchenia *et al.* 2012), thus being diverted from offshore or nearshore areas developed for ocean energy projects.

5.6.3 Habitat degradation

Development of ocean energy projects may impact the quality of habitat for migratory birds in several ways. These birds may be attracted to lighting, surface structures, or prey organisms that these structures also attract, however this may result in injury or mortality if birds collide with structures or become entangled in equipment (Boehlert *et al.* 2008).

Tidal barrages constructed at coastal bays and estuaries can impact bird feeding areas by altering the surrounding riparian habitat (Frid *et al.* 2012). In addition, offshore ocean energy projects may alter local hydrodynamic, chemical or thermal regimes, which in turn may result in regional changes to habitat quality and prey availability in the surrounding waters or nearshore areas (Boehlert *et al.* 2008).

5.7 Mammals

Both bats and marine mammals (whales, dolphins, seals, etc.) have the potential to interact with ocean energy projects during migrations.

While bats may utilize offshore structures associated with this energy production, there is very little in the literature speculating on potential conflicts with this group, though they may risk collision and entanglement related mortality effects similar to migratory birds (see Section 5.5).

Literature on conflicts between ocean energy developments and migratory marine mammals focuses on the potential of such developments to obstruct migratory pathways and introduce acoustical disturbances during both construction and operational phases. These conflicts may lead to collisions and entanglements of marine mammals with ocean energy conversion structures, avoidance of developed areas of the ocean, and disorientation of these species. Although not specific to ocean energy projects, many forms of marine construction pose a threat (physiological harm or death) to marine mammals that are sensitive to high decibel levels. These impacts can be mitigated with noise shielding devices and significant on-board marine mammal (and turtle) monitoring during installation.

Copping *et al.* (2013) summarises several projects where the effects of tidal turbines on marine mammals have been measured and/or observed including SeaGen observations of marine mammals in Strangford Lough, Northern Ireland. Marine Current Turbine's SeaGen is a tidal energy device consisting of two 16-m open-

bladed rotors attached to a pile in the seabed in 26.2 m of water; its surface expression includes a turret supporting an observation platform. The rotor blades can be raised and lowered for maintenance and can be feathered to slow or stop rotation. The deployment site is in the centre channel of the Narrows in Strangford Lough, Northern Ireland, where tidal currents reach up to 4.8 m/s. The presence of harbor seals (*Phoca vitulina*), grey seals (*Halichoerus grypus*), harbor porpoises (*Phocoena phocoena*), and otters (*Lutra lutra*), as well as the diverse array of habitats, has led to the designation of Strangford Lough as a conservation site under international, European Union (EU), and national legislation. In an effort to eliminate strike risk to seals during operation of the SeaGen turbine, the turbine has a shutdown mechanism initiated by either direct observation by a marine mammal and/or alerted by a sonar unit mounted on the pile.

Monitoring programmes were designed to measure the following environmental effects caused by the presence of the tidal device:

- the presence of harbour and grey seals near the tidal blades, based on observations made by marine mammal observers and sonar (active acoustics).
- blade strikes on marine mammals, based on post mortem evaluations of stranded marine mammal carcasses.
- a barrier effect and/or displacement of marine mammals (common seals, harbour seals, harbour porpoises and grey seals) from Strangford Lough and seal haul out sites from the tidal device, based on visual observations made by marine mammal observers, observations from boat surveys and aerial surveys, acoustic monitoring for harbour porpoises using Timing Porpoise Detectors (TPODs) and tracking of tagged seals.
- the effect of noise from the tidal turbine on seal behaviour, based on visual observations made by marine mammal observers and sonar (active acoustics), correlated with the acoustic output of the turbine measured by a hydrophone (passive acoustics).
- Changes in relative abundance of seals in Strangford Lough, based on visual observations made by marine mammal observers, observations from boat surveys and aerial surveys, TPOD acoustic monitoring, and tracking of tagged seals; overall population changes were measured by comparing historical data to aerial survey and seal telemetry data.

The turbine shutdown procedures did not allow for observations of direct interactions of the animals with turbine blades, and post mortem evaluation of all recorded marine mammal carcasses did not reveal any evidence of fatal strike to a marine mammal by the SeaGen device. However, the monitoring program was also designed to document effects outside the immediate vicinity of the blades, and it showed no major impacts on marine mammals, birds, or benthic habitat from the tidal turbine. Harbor seals and porpoises were seen to swim freely in and out of the Lough while the turbine was operating and they were not excluded from the waterbody, a phenomenon commonly known as the barrier effect. Similarly, no significant

displacement of seals or porpoises was observed, although the marine mammals appeared to avoid the centre of the channel when the turbine was operating.

Harbor porpoises were temporarily displaced from the Narrows during construction, but other areas around the project site maintained baseline abundance, and porpoises returned to normal baseline in the Narrows once construction was complete. SeaGen did not cause a significant change in the use of harbor seal haul out sites. Harbour seals exhibited some redistribution on a small scale (a few hundred meters) during turbine operation. Seal telemetry data showed that seals transited farther away from the centre of the Narrows after SeaGen installation.

James *et al.* (2013) provided an overview of the present extent of the wave, tidal and wind energy developments across the globe as of February 2013, the technology involved and the consideration of how they may affect cetaceans. They stated that the severity of any impacts on cetaceans can be expected to differ at each site based on a number of variables including the type of device used, the type of foundation, location (near-shore, offshore, deep, estuaries etc), topography, nature of the sea bed, water depth and scale, as well as the species encountered, the value of the site for that species and the opportunity to move away. They identified the following potential impacts: displacement, entrapment, entanglement or collision, contamination of the local environment, electrical and electromagnetic disturbance and other habitat degradation. Specific examples of such impacts (extracted from this study) are provided in the following paragraphs.

5.7.1 Mortality

Marine mammals may become entangled in cables associated with ocean energy system structures, depending largely on the spacing and nature (*e.g.*, slack vs. taut) of such devices (Cada *et al.* 2007, Boehlert *et al.* 2008, Finkl & Charlier 2009, Dolman & Simmonds 2010, Witt *et al.* 2011). At a tidal energy site in Canada for example two humpback whales became entrapped (James 2013). The first was trapped in the upper part of the river for several days in 2004 after swimming through the sluice gates. In 2007 the body of a Humpback whale *Megaptera novaeangliae* was discovered and the post mortem investigation suggested that the whale had followed the fish through the sluice gates and also became trapped (Nova Scotia Power 2012, in: James, 2013). In Scottish waters more than 50% of stranded Minke whales *Balaenoptera acutorostrata* showed signs of having been entangled (Northridge *et al.* 2010, in: James *et al.* 2013). Sometimes whales will actively rub against cables, which can get them entangled (Thompson *et al.* 2013). Collision with submerged or floating structures and/or service vessels is also of concern for this group (Cada *et al.* 2007, Boehlert *et al.* 2008, Finkl & Charlier 2009, Dolman & Simmonds 2010, Shumchenia *et al.* 2012, Witt *et al.* 2012). Some marine mammals may also be attracted to offshore ocean energy projects if prey organisms are aggregated there, increasing their risk of collision or entanglement with these structures (Cada *et al.* 2007, Boehlert

et al. 2008). Mortality during construction is also a significant risk to migratory marine mammals that may be present within the area of the project site.

5.7.2 Habitat loss

Depending on the areal extent of an ocean energy project, and the density and layout of associated EPU's, the habitat covered by the project may be lost to marine mammals if it becomes impassable due to physical obstruction and/or noise barriers to migratory movements (Boehlert *et al.* 2008, Dolman & Simmonds 2010).

Most of the wave generators in a relatively advanced stage of development are floating platforms of some sort and also have minimal contact with the seabed. Although wave generators will have mooring and/or anchor systems, they are unlikely to have a major impact on the available habitat in comparison with the scale of foraging area used by marine mammals (Thompson *et al.* 2013).

Individual tidal turbines are relatively small and many designs have only minimal structures in contact with the sea bed. There may be some downstream changes in sedimentation or benthic communities as a result of disruption of tidal flow patterns and there may be changes in shorelines due to changes in wave patterns, but again, on the scale of marine mammal foraging ranges, these would not be expected to significantly reduce foraging habitat availability and would, at most, have a small effect on several animals or a larger effect on a small number (Thompson *et al.* 2013).

5.7.3 Habitat degradation

Degradation to marine mammal migratory habitat is most likely to occur through acoustical impacts due to noises coming from construction, maintenance, and decommissioning activities as well as operational buoys and cables (Dolman & Simmonds 2010). If these impacts do not make the area impassable, they may affect the behaviour of marine mammals in the area, cause physiological harm, or deter prey organisms from the area (Boehlert *et al.* 2008). Other acoustical communication between individuals may also be obscured by noise generated by the ocean energy development (Boehlert *et al.* 2008).



Buoy point absorber device. Image credit: US Dept. of Energy

5.8 Other species

Squid and crustaceans are known to undergo long distance migrations (Pierce *et al.* 2008, Guerra-Castro *et al.* 2011), however the literature review revealed very little attention to conflicts between these groups and ocean energy projects. There is research on potential impacts to these species from the EMF fields generated by the undersea electrical cables that would link offshore energy equipment to the shore. Disturbance by the EMF field is believed to be capable of disrupting or even blocking migratory pathways of lobster which migrate based primarily on cues from the natural EMF field of the earth. Other potential impacts to squid and crustaceans can be inferred based on predictions for other species groups and are summarized below.

5.8.1 Mortality

Literature reviewing the potential causes of mortality of crustaceans and squid by ocean energy projects focused primarily on the potential for impingement and entrainment within EPU's, primarily turbines. As these organisms come within a close proximity of ocean energy developments, they may be subject to the same causes of mortality as small fishes, including mechanical injury caused by impingement on intake screens, impact with turbine rotor blades, or injuries due to shear stress and pressure flux (Abbasi & Abbasi 2000). In addition, increased mortality through increases in predation pressure may be an indirect effect of the attraction of both migratory organisms and their predators to the artificial structures installed in these habitats (Langhamer & Wilhelmsson 2009).

5.8.2 Habitat loss

Direct habitat loss was not identified in the literature as a significant potential impact to migratory crustaceans or squid. Instead, degradation in habitat quality was identified as a potential conflict with these species (see section 5.7.3 below).

5.8.3 Habitat degradation

Installation of ocean energy developments in coastal and marine habitats may lead to degradation of habitat quality for crustaceans due to the altered physical structure of the habitat as well as operational noise and electromagnetic field generation. While the addition of structure may initially represent a positive gain in artificial reef habitat (see section 5.9 below), increased predator presence among the structure of ocean energy developments may increase predation pressure on migratory crustaceans (Langhamer & Wilhelmsson 2009). In addition, novel structure may be colonized by invasive species, or otherwise result in altered species distributions and relationships (Witt *et al.* 2011).

Habitat degradation through increases in operational noise and electromagnetic fields generated by the EPU's and/or transmission cables may result in disorientation of

various migratory crustacean species or other alterations in behavior within the region (Boehlert *et al.* 2008, Pine *et al.* 2012).

5.9 Examples of mitigation and compensation (phase 3)

- Construction, maintenance, and decommissioning activities should be scheduled to avoid important migration periods when migratory species would potentially be in the area.
- Thorough site selection review to avoid major migration corridors and sensitive habitats (Boehlert *et al.* 2008).
- Minimizing use of slack or loose tether and anchor lines to reduce entanglement risk to species (Boehlert *et al.* 2008).
- Use of observers onboard construction, maintenance, and decommissioning vessels to avoid disturbance to visible migrating marine species in the work area.
- Use of noise deflecting devices (e.g. bubble walls, baffles, etc.) around the work site during high-decibel generating phases of construction.
- Burial of undersea cables within the EPU array and for the shoreline connection to depths within the sediment that will minimize or eliminate the impacts from EMF.
- Adaptive monitoring of new developments through the planning, construction, and operational phases through carefully designed protocols to inform similar and future projects being proposed (Witt *et al.* 2011, ORPC 2013).
- Shut down procedures for tidal turbines based on identification of the presence of marine mammals by marine mammal observers and/or sonar techniques (see SeaGen observations, Northern Ireland).

5.10 Positive effects

The potential positive effects identified in the literature associated with ocean energy developments are speculative and each include the potential for indirect subsequent negative impacts. For example, a potential positive effect is the artificial reef effect of submerged and floating structures associated with offshore ocean energy development (Gill 2005, Cada *et al.* 2007, Langhamer & Wilhelmsson 2009). The increased habitat complexity provided by EPUs and offshore processing equipment would likely attract fish, crustaceans, and other marine species, possibly increasing forage/food availability for migratory fish, birds, turtles, and mammals. However, the artificial habitat may also attract predators and invasive species, thus reducing habitat value for others (Witt *et al.* 2011).

Offshore floating structures also provide roosting sites for birds; however their attraction to these structures may lead to greater entanglement risk (Cada *et al.* 2007, Grecian *et al.* 2010). Lastly, ocean thermal energy generation may act as artificial upwelling, bringing nutrient rich water to the surface which may increase the productivity in the area surrounding the generation plant; however excessive nutrients may lead to eutrophic conditions and potentially negative alterations to the ecosystem (Abbasi & Abbasi 2000). The magnitude of positive effects versus indirect negative

effects of these projects remains to be studied as more projects enter the development and operational phases.

In contrast, another potential positive effect of ocean energy developments on marine species would be the necessary restriction of fishing activity within expansive areas being used for ocean energy development offshore, reserve effects that may benefit several trophic levels (Cada *et al.* 2007, Grecian *et al.* 2010, Witt *et al.* 2011). While creation of these de facto reserves may benefit the marine species in the area, economic considerations and local fishing industries may come into conflict with these developments (Cada *et al.* 2007, Boehlert *et al.* 2008).

James (2013) identified the following potential benefits of the deployment of Marine Renewable Energy Devices: the devices may function as artificial reefs increasing the local biodiversity (Inger *et al.* 2009), but this may depend on the location, size and type of device (Witt *et al.* 2012), the extensive mooring systems may act as fish aggregation devices which in turn may attract marine mammals feeding on these fish (Witt *et al.* 2012), reduced vessel activities due to a ban on other activities around the renewable energy devices.

5.11 Gaps in knowledge

The major data gaps that affect our ability to best understand the potential for impacts to migratory species by ocean energy are in our understanding of specific migratory routes and mechanisms used by various species (Boehlert *et al.* 2008). While general migratory corridors for many species groups are known, siting of ocean energy projects will require a local understanding of the importance of the area for each species (*e.g.*, Whitt *et al.* 2013). It may be possible to infer the potential impacts of a project on particular species; however the magnitude of that impact on a population will depend on many species-specific and site-specific factors. With the exception of some diadromous fish and migratory sea turtles with well-known spawning sites, detailed information on most migratory species routes and the importance of specific stop over and feeding areas is lacking.

Similarly, the effects of disturbance from electromagnetic, acoustic, and underwater noise generation by these projects will vary depending on species sensitivities, local background levels, and their importance to migratory orientation and individual communication (Boehlert *et al.* 2008, Gill *et al.* 2012). As ocean energy conversion projects are planned throughout the world, regional studies will be required to understand how each case may impact species migrations.

Lastly, most research on existing ocean energy projects has been conducted during early development and operation of pilot studies, involving one or few EPUs (*e.g.*, ORPC 2013). The impact of these early projects will be very different from the potential impacts of an extensive array of EPUs required for commercial generation of energy through ocean sources (Cada *et al.* 2007).

5.12 Conclusions

The diversity of migratory organisms that may be impacted by new and developing ocean energy technologies is compounded by the diversity of the technologies themselves, thus obscuring the ability of researchers to predict the impact of ocean energy development on the marine environment.

The current literature on the subject identifies the primary potential conflicts between these technologies and migratory species as:

1. Mortality by impingement, entrainment, entanglement, and collision of migratory species with submerged and surface structures or vessels. These potential impacts are compounded by the attraction of species to the offshore structures or prey aggregations that may form in the area.
2. Habitat loss as coastal areas are altered by development of tidal barrages or energy generation facilities, or processes impacted by offshore development. In addition, habitat loss that occurs due to expanses of ocean and coastal areas becoming impassable to migratory species.
3. Habitat degradation due to (a) increased predation risk and competition with species attracted to the physical structure of ocean energy developments and (b) increased noise and electromagnetic field disturbance, which may result in displacement and redirection of migratory species.

Review of this literature emphasizes the need for project-specific studies to better inform planners of the potential magnitude of conflict between these renewable energy sources and migratory species, based on the technology being considered and the local species and migratory corridors in the area.

5.13 Literature

- Abbasi, S. A. and N. Abbasi. 2000. The likely adverse environmental impacts of renewable energy sources. *Applied Energy* 65:121-144.
- Boehlert, G. W. & A.B. Gill, 2010. Environmental and Ecological Effects Of Ocean Renewable Energy Development: A Current Synthesis. *Oceanography* 23(2):68–81, <http://dx.doi.org/10.5670/oceanog.2010.46>.
- Boehlert, G. W., G. R. McMurray, and C. E. Tortorici (eds.). 2008. Ecological effects of wave energy in the Pacific Northwest. U.S. Department of Commerce, NOAA Technical Memorandum NMFS-F/SPO-92.
- Cada, G., J. Ahlgrimm, M. Bahleda, T. Bigford, S. D. Stavrakas, D. Hall, R. Moursund, and M. Sale. 2007. Potential impacts of hydrokinetic and wave energy conversion technologies on aquatic environments. *Fisheries* 32(4):174-181.
- Copping A, L Hanna, J Whiting, S Geerlofs, M Grear, K Blake, A Coffey, M Massaua, J Brown-Saracino, and H Battey. 2013. Environmental Effects of Marine Energy Development around the World for the OES Annex IV, [Online], Available: www.ocean-energy-systems.org.
- Dadswell, M. J. and R. A. Rulifson. 1994. Macrotidal estuaries: a region of collision between migratory marine animals and tidal power development. *Biological Journal of the Linnaean Society* 51:93-113.

- Dolman, S. and M. Simmonds. 2010. Towards best environmental practice for cetacean conservation in developing Scotland's marine renewable energy. *Marine Policy* 34:1021-1027.
- Finkl, C. W. and R. Charlier. 2009. Electrical power generation from ocean currents in the Straits of Florida: Some environmental considerations. *Renewable and Sustainable Energy Reviews* 13:2597-2604.
- Frid, C., E. Andonegi, J. Depestele, A. Judd, D. Rihan, S. I. Rogers, and E. Kenchington. 2012. The environmental interactions of tidal and wave energy generation devices. *Environmental Impact Assessment Review* 32:133-139.
- Furness, R. W., H. M. Wade, A. M. C. Robbins, and E. A. Masden. 2012. Assessing the sensitivity of seabird populations to adverse effects from tidal stream turbines and wave energy devices. *ICES Journal of Marine Science* 69(8):1466-1479.
- Gibson, J. F. and R. A. Myers. 2002. Effectiveness of a high-frequency-sound fish diversion system at the Annapolis Tidal Hydroelectric Generating Station, Nova Scotia. *North American Journal of Fisheries Management* 22(3):770-784.
- Gill, A. B. 2005. Offshore renewable energy: ecological implications of generating electricity in the coastal zone. *Journal of Applied Ecology* 42:605-615.
- Gill, A. B., M. Bartlett, and F. Thomsen. 2012. Potential interactions between diadromous fishes of U.K. conservation importance and the electromagnetic fields and subsea noise from marine renewable energy developments. *Journal of Fish Biology* 81:664-695.
- Grecian, W. J., R. Inger, M. J. Attrill, S. Bearhop, B. J. Godley, M. J. Witt, and S. C. Votier. 2010. Potential impacts of wave-powered marine renewable energy installations on marine birds. *IBIS: The International Journal of Avian Science* 152:683-697.
- Guerra-Castro, E., C. Carmona-Suárez, and J. E. Conde. 2011. Biotelemetry of crustacean decapods: sampling design, statistical analysis, and interpretation of data. *Hydrobiologia* 678:1-15.
- IHS EER (IHS Emerging Energy Research). 2010. Global Ocean Energy Markets and Strategies: 2010-2030: Market Study Excerpt. Accessed online November 7, 2013 at: http://www.emerging-energy.com/uploadDocs/Excerpt_GlobalOcean-EnergyMarketsandStrategies2010.pdf
- Inger, R., Attrill, M.J., Bearhop, .S., Broderick, A.C., Grecian, W.J., Hodgson, D.J., Mills, C., Sheehan, E., Votier, S.C., Witt, M.J., and Godley, B.J. 2009. Marine Renewable Energy: potential benefits to biodiversity? An urgent call for research. *Journal of Applied Ecology* 46, 1145–1153.
- James, V. 2013. Marine renewable energy: a global review of the extent of Marine Renewable Energy Developments, the developing technologies and possible conservation implications for cetaceans. *Whale and Dolphin Conservation*.
- Jacobson, M. Z. 2008. Review of solutions to global warming, air pollution, and energy security. *Energy and Environmental Science* 2:148-73.
- Langhamer, O. and D. Wilhelmsson 2009. Colonisation of fish and crabs of wave energy foundations and the effects of manufactured holes – a field experiment. *Marine Environmental Research* 68:151-157.
- Langton, R., I. M. Davies, and B. E. Scott 2011. Seabird conservation and tidal stream and wave power generation: Information needs for predicting and managing potential impacts. *Marine Policy* 35:623-630.
- Lewis, A., S. Estefen, J. Huckerby, W. Musial, T. Pontes, and J. Torres-Martinez. 2011. Ocean Energy. In: IPCC Special Report on Renewable Energy Sources and Climate Change Mitigation, O. Edenhofer, R. Pichs-Madruga, Y. Sokona, K. Seyboth, P. Matschoss, S. Kadner, T. Zwickel, P. Eickemeier, G. Hansen, S. Schlömer, C. von Stechow (eds.), Cambridge University Press, Cambridge, United Kingdom.

- Northridge, S., Cargill, A., Coram, A., Mandleberg, L., Calderan, S., and Reid, B. 2010. Entanglement of minke whales in Scottish waters; an investigation into occurrence, causes and mitigation. Final Report to Scottish Government. CR/2007/49
- Nova Scotia Power. 2012. Annapolis Royal Generating Station. Report submitted to U.S Department of Energy June 2012.
- ORPC (Ocean Renewable Power Company) 2013. Cobscook Bay Tidal Energy Project 2012 Environmental Monitoring Report Final Draft. FERC Project No. P012711-005. Accessed online at: http://www.orpc.co/permitting_doc/environmentalreport_Mar2013.pdf
- Pierce, G. J., V. D. Valavanis, A. Guerra, P. Jereb, L. Orsi-Relini, J. M. Bellido, I. Katara, U. Piatkowski, J. Pereira, E. Balguerias, I. Sobrino, E. Lefkadiou, J. Wang, M. Santurtun, P. R. Boyle, L. C. Hastie, C. D. MacLeod, J. M. Smith, M. Viana, A. F. González, and A. F. Zuur. 2008. A review of cephalopod-environment interactions in European seas. *Hydrobiologia* 612:49-70.
- Pine, M. K., A. G. Jeffs, and C. A Radford. 2012. Turbine sound may influence the metamorphosis behaviour of estuarine crab megalopae. *PLoS One* 7(12):e51790.
- Shumchenia, E. J., S. L. Smith, J. McCann, M. Carnevale, G. Fugate, R. D. Kenney, J. W. King, P. Paton, M. Schwartz, M. Spaulding, and K. J. Winiarski. 2012. An adaptive framework for selecting environmental monitoring protocols to support ocean renewable energy development. *The Scientific World Journal* 2012: Article ID 450685.
- Thompson D., Hall A.J., Lonergan M., McConnell B., & Northridge S., 2013. Current status of knowledge of effects of offshore renewable energy generation devices on marine mammals and research requirements. Edinburgh: Scottish Government.
- USEPA (United States Environmental Protection Agency) 2013. Ocean Energy. Accessed online on November 7, 2013 at: http://www.epa.gov/region1/eco/energy/re_ocean.html
- Westerberg, H., and I. Lagenfelt. 2008. Sub-sea power cables and the migration behaviour of the European eel. *Fisheries Management and Ecology* 15:369–375.
- Whitt, A. D., K. Dudzinski, and J. R. Laliberté. 2013. North Atlantic right whale distribution and seasonal occurrence in nearshore waters off New Jersey, USA, and implications for management. *Endangered Species Research* 20:59-69.
- Witt, M. J., E. V. Sheehan, S. Bearhop, A. C. Broderick, D. C. Conley, S. P. Cotterell, E. Crow, W. J. Grecian, C. Halsband, D. J. Hodgson, P. Hosegood, R. Inger, P. I. Miller, D. W. Sims, R. C. Thompson, K. Vanstaen, S. C. Votier, M. J. Attrill, and B. J. Godley. 2011. Assessing wave energy effect on biodiversity: the Wave Hub experience. *Philosophical Transactions of the Royal Society A* 370:502-529.

6 Solar energy

B. Lane, J. Howes & T. van der Have & J. Lajoie

6.1 Introduction

Solar energy technologies convert the irradiance of the sun into electricity and heat. There are a variety of ways this can be achieved. The main technologies used in solar energy developments can be broken down into three categories:

1. Solar thermal, which includes both active and passive heating of buildings, domestic and commercial solar water heating, swimming pool heating and process heat for industry;
2. Photovoltaic (PV) electricity generation via direct conversion of sunlight to electricity by photovoltaic cells;
3. Concentrating solar power (CSP) electricity generation by optical concentration of solar energy to obtain high-temperature fluids or materials to drive heat engines and electrical generators.

This chapter will concentrate on Concentrated Solar Power (CSP) and Photovoltaic (PV) technologies, as these technologies are widely deployed, particularly solar PV with a global installed capacity of over 100 GW in 2013, and could affect migratory species. Roof mounted solar PV is only discussed briefly as it relates to insect populations.

To date, there are few studies that document the effects of utility scale solar technologies on migratory species, which was also noted in several recent reviews of environmental impacts of solar energy technologies on wildlife in general (Lovich & Ennen 2011, Turney & Fthenakis 2011, Northrup & Wittemeyer 2013). However, there is some evidence that both the structures and the operation of industrial scale solar power plants can have a negative impact on migratory species. The majority of information relates to birds (e.g., Migratory Soaring Bird Project 2011, McCrary *et al.* 1986)

Concentrated Solar Power Technologies

A brief description of the CSP technologies in commercial use is provided below. The different infrastructures and modes of operation are important factors when considering the impact they have on migratory species.

Parabolic trough systems have linear, interconnected parabolic reflectors in troughs that focus the sun's irradiance to an absorption tube where oil is superheated. The heat from the oil creates steam to drive steam powered electric turbines. This technology does not use a tower to collect the concentrated irradiance. This technology requires the least area for each megawatt of power produced (6-8

m²/MW). This is currently the most common type of CSP power plant (representing 20 of the 29 active CSPs in 2012).

Parabolic dish systems have an array of parabolic reflectors in dishes that focus the sun's irradiance to a Stirling engine above each dish. The Stirling engine converts the sun's concentrated energy into mechanical work that is then converted into electrical energy. This system does not require steam to generate electricity thereby minimising disruption to the local hydrological system. It does require a greater area per megawatt of power produced (8-12 m²/MW). Only one out of the 29 active CSPs in 2012 used this technology.

Fresnel reflectors have long parallel mirror strips that concentrate the sun's irradiance to either a receiver above each unit or to a fixed linear receiver tower. The energy is then converted to steam that drives an electric turbine. Three out of the 29 active CSPs in 2012 used this technology.

Solar power towers have an array of mirrors that reflect and concentrate the sun's irradiance to the top of a receiving tower. This energy is then used to drive steam powered electric turbines. Tower heights vary from 55 to 165 metres. This technology requires around the same area per megawatt of power produced as parabolic dish systems (8-12 m²/MW). Five out of the 29 active CSPs in 2012 used this technology (Pavlovic *et al.* 2012).

6.2. Impact matrix

The (potential) impacts of solar energy deployment are summarized in table 6.1. As solar energy, currently, is only exploited on land, only impacts on terrestrial ecosystems / onshore ecosystems are relevant. The species groups where impacts are likely to occur include birds, terrestrial mammals and insects (monarch butterfly), which are discussed in more detail below. No direct impact is expected on reptiles and fish and these are therefore excluded from the analysis.

The impact matrix summarizes the impacts of solar energy production on the relevant species *groups* (see above). Impacts can be extrapolated to species level (Table 1.1) when solar energy development coincides with the habitat of these species.

Table 6.1 Impact matrix solar energy and migratory species. Assessment of the (potential) impact of the solar energy technology on migratory species.

Process phase	species group	Impact	Spatial extent of impact	Description of ecological impact	Duration of impact	Magnitude of impact
Concentrated Solar Power (CSP)						
Operation	Birds	Mortality	Local	Collision with tall structures, in particular nocturnal migrants. Impact depends on location relative to migration routes and group size.	Long term	I
		Mortality	Local	Collision with fences, in particular bird species with large body mass (bustards, cranes, swans).	Long term	I
		Mortality	R	Collision after attraction to reflective surfaces (panels, mirrors, heliostats) when mistaking it for water. Waterbirds migrating over desert locations are at risk. Attraction to unsuitable habitats (CSP plants) if located in migratory pathway can lead to additional mortality.	Long term	I
		Mortality	Local	Leakage of chemicals (e.g., coolants) into waste water evaporation ponds or waterbodies.	Long term	I
		Mortality	Local	Incineration by concentrated irradiance at central point, or in beams directed away from central point when in standby mode. No studies found quantifying this effect.	Long term	N/A
		Mortality	Local	Higher temperatures around receiving towers could cause heat-stress and additional mortality in migratory birds. No studies found quantifying this effect.	Long term	N/A
		Disturbance/displacement	Local	Attraction to water storage sites, usually required at CSP plants, in arid and desert areas may lead to additional mortality at these unsuitable habitats	Long term	I

Process phase	species group	Impact	Spatial extent of impact	Description of ecological impact	Duration of impact	Magnitude of impact
		Disturbance/displacement	Local	Lights illuminating collecting towers to reduce collision risk could attract or disorient nocturnal migrants with a negative impact on their migration. Impact depends on location relative to migration routes.	Short term	N/A
		Habitat loss	Local	Large-scale CSP plants and associated infrastructure can result in large-scale habitat loss, degradation or fragmentation, but type and scale of impact depends highly on the location relative to migration routes and stopover sites.	Long term	II
		Habitat degradation	R	Reduction in available water particularly in dry areas may result in the loss of wetlands and water resources at vital stopover sites for migrants. Lower food and water availability may lead to increased mortality and lower population sizes.	Long term	II
		Habitat degradation	Local	CSP plant infrastructure may lead to changes in microclimate and vegetation and subsequent changes in food resources and nesting habitat. The scale of impact will depend highly on scale and location of CSP plants relative to nesting habitat of birds.	Long term	I
	Mammals	Mortality	Local	Collision with fences, some terrestrial mammals.	Long term	I
	Mammals	Mortality	Local	Leakage of chemicals (e.g., coolants) into waste water evaporation ponds or waterbodies.	Long term	I
	Mammals	Disturbance/displacement	Local	Attraction to water storage sites, usually required at CSP plants, in arid and desert areas may lead to additional mortality at these unsuitable habitats	Long term	I
	Mammals	Habitat loss	Local	Large-scale CSP plants and associated infrastructure can result in large-scale habitat loss, degradation or fragmentation, but type and scale of impact depends highly on the location relative to migration routes.	Long term	II

Process phase	species group	Impact	Spatial extent of impact	Description of ecological impact	Duration of impact	Magnitude of impact
	Mammals	Habitat degradation	R	Reduction in available water particularly in dry areas may result in the loss of wetlands and water resources at vital stopover sites for migrants. Lower food and water availability may lead to increased mortality and lower population sizes.	Long term	II
	Mammals	Habitat degradation	Local	CSP plant infrastructure may lead to changes in microclimate and vegetation and subsequent changes in food resources and nesting habitat. The scale of impact will depend highly on scale and location of CSP plants relative to home range.	Long term	I
	Insects	Disturbance/displacement	Local	Attraction to water storage sites, usually required at CSP plants, in arid and desert areas may lead to additional mortality at these unsuitable habitats	Long term	I
	Insects	Habitat loss	Local	Large-scale CSP plants and associated infrastructure can result in large-scale habitat loss, degradation or fragmentation, but type and scale of impact depends highly on the location relative to migration routes.	Long term	I
	Insects	Habitat degradation	R	Reduction in available water particularly in dry areas may result in the loss of wetlands and water resources at vital stopover sites for migrants. Lower food and water availability may lead to increased mortality and lower population sizes.	Long term	I
	Insects	Habitat degradation	Local	CSP plant infrastructure may lead to changes in microclimate and vegetation and subsequent changes in food resources and reproduction habitat. The scale of impact will depend highly on scale and location of CSP plants relative to distribution range.	Long term	I
Photovoltaic Cells						
Operation	Insects	Disturbance	Local	Attraction of insects to shimmering arrays of solar panels, mistaking them for water or breeding habitat and leading to lower viability and changes in food availability of insectivorous birds and mammals.	Short term	I

Spatial extent (size of area) of the impact (local/project area, regional/beyond the project area); Magnitude (I = Effects reported, but no apparent threat to populations, II = Regionally or locally high impact, but with no significant impact on the overall species population, III = Regionally or locally high impact increasing the risk of species extinction, regionally or at a larger scale).

6.3 Construction and operation phase

CPS and PV plants are relatively large and it is assumed that the spatial use and infrastructure during construction is relatively small compared to the area used during operation. Therefore, no distinction was made between these phases in the analysis.

6.4 Fish

No information could be found regarding the effect industrial scale solar power plants have on migratory fish species. Alterations to the hydrology of waterways by plants that require large amounts of water have potential to cause negative impacts on the ecology of waterways and the hydraulic connectivity of aquatic habitats, in turn affecting the migration of fish species. Such impacts at critical stages in the life cycle of migratory fish can lead to failure in breeding or migration that can be of significance at a catchment's population scale, potentially leading to local extinction, or severe depletion in local or regional migratory fish populations.

6.5 Birds

It is difficult to determine the overall effect that industrial scale solar production may have on migratory bird populations. Few studies were found that document the impacts and these are short-term studies on individual plants (*e.g.*, McCrary *et al.* 1986). However, there is more documentation about some of the infrastructure that is associated with solar plants and the hazards that these pose to migratory birds.

Many of the impacts appear to be relatively limited for example, collisions with infrastructure. However, if the plants are sited on habitat or along migration flyways, they may have a significant impact at a population scale. Factors such as poor visibility and adverse weather conditions at the time of migration can create periods of high hazard of collision with solar power plant infrastructure.

Industrial solar plants may attract migratory birds and effectively lure them from their migration routes into areas of high hazard. Solar plants are often sites with available water, shimmering reflective surfaces, shade and lighting that can all be attractive to migratory birds. This can result in enhanced habitat availability for waterbirds but equally brings a risk of birds landing on surfaces that appear superficially like water.

Solar power plants can also alter the function of the surrounding habitats. For example, the requirement for large amounts of water for some forms of solar plants may change the hydrology of a waterway and/or associated wetlands. Such habitats could be particularly critical in arid regions.

6.5.1 Mortality

The physical structures associated with CSP plants can represent a collision risk for flying birds, resulting in death. Bird mortality has been shown to occur due to direct

collisions with solar panels, heliostats and solar collector towers. There is also evidence of incineration of birds that stray into the vicinity of the central receiver or when entering standby focal points (McCrary *et al.* 1986, Birdlife International n.d., Tsoutsos *et al.* 2005).

Pollution caused by the leaching of chemicals into cooling ponds and the wider catchment has also been identified as a potential risk of death to birds (Tsoutsos *et al.* 2005). Although there are no reports of this occurring, many of the chemicals used in transferring solar irradiance into heat and then electricity have potential to be toxic to animals should an accident occur where these chemicals leak into the environment.

Collision

Collision risks are influenced by many factors including the size and type of structures at the solar plant, the location of the plant relative to wildlife habitats and movement paths, and weather conditions. Some bird species, *e.g.*, nocturnal migrants, also appear to be particularly vulnerable to collision due to their behaviour and morphology. If the solar plant is within a migration route and species travel in flocks there is potential for individuals to collide. For rare species, collision rates may be of significance at the population scale.

The size of a structure has been found to have a significant influence on bird strikes. Some migratory birds appear to be less likely to strike towers with heights lower than 60 to 150 metres (Drewitt & Langston 2008). Some solar collection towers are higher than this. Fencing around PV arrays also represents a collision risk for some species. Migratory bird species with a large body mass are particularly at risk, including bustards, cranes and swans.

Pollution

There is no literature on the effects of soil, water or air pollution resulting from industrial scale solar plants on migratory species. However, it has been hypothesised that there are some pollution risks associated with their development and operation. Appropriate site management is likely to greatly reduce these risks.

Some of the pollution risks are generic and apply to any industrial development. These include pollution and runoff that occurs because of soil disturbance in the construction process and waste from the building of the plant and associated infrastructure.

Other pollution risks are more directly linked to the specific requirements of solar plants. Chemicals in heat transfer and cooling fluids may include substances that have a considerable negative impact on habitat if they leach into wastewater evaporation ponds or even local waterways in the catchment area. Contaminated liquids in hyper-arid regions could be detrimental to large numbers of migratory waterbirds if they affect wetland habitats in arid regions. These chemical leaks could be a significant risk in particular if a large proportion of a population is using the

receiving waters of a leak, in which case impacts could be significant at a population scale. Other substances are a fire risk that could in turn alter habitats and directly affect migratory wildlife.

In the normal operation of solar plants, pollution from these sources would not be considered a high risk. At times when the plant malfunctions and when the coolant liquids need to be changed (every 2-3 years) there would be a higher risk of accidents (Tsoutsos *et al.* 2005, Birdlife International n.d).

Incineration and heat effects

Incineration and heat induced mortalities for birds around industrial scale solar plants represent a risk to migratory wildlife. Concentrated beams of solar energy and heat around central receiving towers can incinerate birds. When the heliostats are in standby mode they project their beams away from the central solar tower. This appears to be a particularly dangerous situation for flying birds (McCrary *et al.* 1986, Tsoutsos *et al.* 2005).

The incineration of migratory species at CSP plants is not sufficiently documented to determine the magnitude of the problem and the effect it may have on migratory bird populations. In the McCrary *et al.* study in the Mojave Desert, it was found that 19% of birds deaths were from burning from the reflection from the heliostats in their standby positions. Nearly half of the fatalities involved aerial foragers (swifts and swallows) appear to be more susceptible to this form of mortality. Swifts, swallows and similar species spend most of their time on the wing and their feeding behaviour may cause them to stray into the concentrated beams of energy (Tsoutsos *et al.* 2005, McCrary *et al.* 1986).

There is also potential for birds to be affected by excessive heat around the solar plant. Heliostat based technologies can create temperatures in excess of 1000 °C. Birds flying near or resting close to these areas of concentrated heat are likely to be negatively affected. No literature was found detailing the level of risk related to increased temperatures around CSP plants.

6.5.2 Disturbance: bird attraction to industrial scale solar power plants

Some of the characteristics of industrial-scale solar facilities are thought to attract migratory birds, effectively luring them into harm's way. Solar panels, mirrors and heliostats attract birds, as they appear to mistake them as water bodies. When they attempt to land on the water they collide with these structures and die. Waterbirds are particularly susceptible. In dry and desert locations where water is scarce, the reflective surfaces appear to be strong attractants that lure migratory species. The extent of the effect on populations of migratory species is unclear but for rare and threatened species, particularly those that move in flocks, it has the potential to be significant at a population scale.

The availability of water in ponds, the provision of shade from the infrastructure, the shimmering of the photovoltaic cells and heliostats, and the presence of lights are all reported as being attractants to birds (e.g., Drewitt and Langston 2008, McCrary *et al* 1986, Tsoutsos *et al.* 2005).

These attractive features may result in more birds being present around a solar plant than in the surrounding area. The solar plant sites may become ecological traps for some migratory species. Birds are attracted to the site because of real or perceived resources then they are subject to the range of mortality risks at the power plant. The siting of CSP plants in migratory pathways, especially in areas with low available water could lure significant portions of the population to sites where there is no water. The extra energy expended and lack of water could increase mortality with population scale impacts.

This process is well demonstrated by the Solar One solar energy power plant in the Mojave Desert, California. This early industrial scale CSP plant used solar tower technology with heliostats directed towards an 86 metre high tower. McCrary *et al.* (1986) found that birds were particularly attracted to the facility with many more species being found at the facility than in the surrounding area (107 species at the facility and less than 20 species in a similar ecosystem with none of the habitat features created by the plant). Many of the additional species were migratory bird species.

It was reported that birds were particularly attracted to Solar One because of a large, permanent, man-made water impoundment at the site. This was a particularly attractive feature to birds in the Mojave Desert as naturally occurring open water sources are rare and usually ephemeral. This would also be an attractant at other solar plants in other dry or desert areas where there is a water impoundment.

Polarised Light

Photovoltaic panels are a new source of polarised light in the landscape (Horváth *et al.* 2009). The large areas of reflective surfaces and polarised light in industrial scale solar facilities are believed to be confused with large water bodies by birds. Not only does this create a collision risk as birds attempt to land on the panels, it can also cause the disorientation of flying birds (e.g., Tsoutsos *et al.* 2005, McCrary *et al.* 1986, Birdlife International n.d).

The impacts on migratory birds, especially in arid regions could be substantial. Disruption of their natural patterns of behaviour and luring birds to sites where there is no water or suitable habitat may greatly reduce their chance of a successful migration.

Light Traps

Light traps are a phenomenon that occurs when birds are attracted to lit areas and appear to become trapped within the lit zone. Once some birds enter the lit zone they remain flying within the light. Birds are known to be attracted to and disorientated by

lights particularly on overcast, drizzly or foggy nights. It appears that migrating species are reluctant to leave the lit area and may collide with the structure or expend considerable amounts of energy, increasing risk of predation, starvation and reducing their chance of a successful migration. The magnitude of the effect on migratory birds is unclear. If CSPs are located in habitat for migratory species or in flyways lighting may lead to a significant impact. Night-migrating species are at particular risk.

Many migratory birds that fly at night appear to be attracted to and disorientated by lighting, particularly on cloudy nights. The mechanism for this response is unclear, but it is thought that the lightning obscures the visual cues for migration such as the location of the horizon, the moon and stars (Drewitt & Langston 2008, Travis *et al.* 2004).

Although no specific references were found to light traps occurring at solar plants, if the solar plants are brightly lit at night it is reasonable to assume that lit structures at solar power plants are likely to cause the same problems for migratory birds as other lit structures. Lighting of the tall collector towers would seem to be particularly problematic. Warning lights on the top of buildings for airplanes to warn airplanes of their location can also disorient birds. Bright lighting also has the potential to attract insects, which in turn attract migratory bat species.

6.5.3 Habitat loss and degradation

Habitat loss and degradation are likely to be the largest impact of industrial scale solar power plants. The ecological significance of the impact will be site and scale specific. An assessment of the ecological value of the development site is vital, information to identify the risks to migratory wildlife, particularly its location in relation to migratory bird habitats and migration flyways (*e.g.*, Tsoutsos *et al.* 2005, Birdlife International n.d.). This will help to inform conclusions about the significance of the impact habitat loss will have on migratory wildlife.

As an example, in Europe, solar power plants tend to be located in grassland areas that are not suitable or are marginal for agriculture. As these areas have not been extensively disturbed, they are often those most favoured by grassland birds, including migratory species. It has been reported that grassland birds and species that specialise in open habitat such as bustards are particularly at risk of losing habitat when industrial scale solar plants are developed (BirdLife Europe 2011).

The assessment of cumulative impacts of other infrastructure in the area is also vital in assessing the effect of habitat loss.

Changes to habitat function due to infrastructure development may also alter the habitat values of a site. Changes to microclimate such as increased shading, changing water regimes and associated altered vegetation patterns are all likely to affect residents and migratory wildlife. These factors may cause indirect impact on

breeding and resting animals by changing food sources (e.g., seeds, insects, plants and animals) and also nesting structures for birds (Tsoutsos *et al* 2005). There are some reports that bird species of grasslands and open habitats are particularly vulnerable to loss of core habitat through the siting of CSP plants in remnant indigenous grasslands that are not considered valuable for agriculture and therefore remain as depleted examples of once more extensive habitats.

Catchment Impacts

One of the main concerns in dry climates is the amount of water CSP plants require and the impact that this could have on catchments that already have very limited water. CSP plants can be high water users depending upon the plant design. Water may be required for cooling, steam powered electricity turbines and for cleaning the reflective surfaces. Changes may occur in local and regional hydrology due to extraction and storage of water, particularly in arid regions.

Reduction in available water particularly in dry areas may result in the loss of wetlands and water resources that are vital stopover sites for migratory wildlife. There may be significant losses from populations of migratory species from dehydration and exhaustion due to expending energy to visit sites where there is no longer habitat. Disruption to traditional migratory wildlife stopovers has the potential to have population scale impacts on species, particularly on rare and threatened species, if present.

One of the main areas considered to have great potential for CSP plants is North Africa. However, wet cooling systems are likely to be unsustainable in this water stressed environment (Damerau *et al.* 2011). Existing technologies that use dry or hybrid cooling systems are likely to make industrial solar plants a far less water intensive operation. These alternative cooling systems come at a cost premium but this needs to be balanced against the scale and risks of altering water regimes in habitats in arid regions.

6.6 Mammals

No information could be found regarding the effect industrial scale solar power plants have on migratory mammals. It is considered that factors such as locating solar plants on migratory pathways or between core habitat areas may potentially block mammal movement.

An alteration to the hydrology of areas due drawing large amounts of water from a catchment has potential to cause negative impacts to migratory mammals. These impacts are likely to be similar to be those found in migratory birds.

6.7 Other species

Large scale mortality of insects including Monarch butterflies have been observed during testing of the Ivanpah Solar Energy Generating System (ISEGS), California, in

2013 (USFWS 2013). It is unclear yet what exactly caused the mortality, but it may be related to the above mentioned elevated temperatures between mirrors and receiving towers. The mirrors may function as a funnel when the dead insects fall on them. The ecological effects of these mass insect mortalities have not been studied yet and may lead to greater levels of mortality than have been anticipated. In particular, dead insects are likely to draw insectivorous and omnivorous migratory song birds and raptors, which may increase the risk of bird collisions and related mortalities.”

6.8 Examples of mitigation and compensation (phase 3)

The general lack of detailed studies of direct impact of solar energy technology on biodiversity in general and migratory species in particular makes it difficult to describe clear mitigation and compensation measures.

The main on-site mitigation measure is pre-development assessment of potential locations by integrating spatial data on biodiversity value (including migration routes), solar energy potential and development potential (Cameron *et al.* 2012, Northrup & Wittemeyer 2013). This approach could prevent displacement and loss of migratory routes.

Mitigation of altered behavior and resulting mortality of wildlife needs specific solutions, which have to be developed yet.

BirdLife Europe (2011) gives several management suggestions and enhancement opportunities.

6.9 Positive effects

As research on the impacts of solar electricity plants on wildlife has been limited, examples of direct positive impacts have been hard to find, and are more obvious if solar energy technologies replace traditional power generation (Turney & Fthenakis 2011). This does not mean that positive impacts are not possible, only that they are not conspicuous or have not yet been described.

Notwithstanding this, the addition of water storage areas to the landscape at large scale solar plants in particular in arid regions has the potential to provide additional aquatic habitat for migratory wildlife. That said, if this comes at the expense of flows in natural waterways, some migratory species, such as fish, may be adversely affected.

The provision of additional perches for predatory birds may be beneficial for those birds but it may in turn put surrounding wildlife populations under greater predation pressure, ultimately leading to a decline in populations in the vicinity of this artificial habitat.

6.10 Gaps in knowledge

Based on background research for this document, it became very evident that few systematic studies of the impacts of solar power plants on wildlife had been undertaken, which has been noted in several recent reviews (Lovich & Ennen 2011, Turney & Fthenakis 2011, Northrup & Wittemeyer 2013). Therefore, predicting the impacts of such technologies on migratory wildlife is difficult. It is possible to hypothesise impact pathways based on ecological principles and common sense but very few of these have been investigated in any detail, let alone enough to form definitive conclusions about the scale of the risks and impacts.

For this reason, some investment in monitoring the impact on wildlife in general and migratory wildlife in particular of a selection of solar power plants located in or near migratory wildlife habitats or migration routes could assist in demonstrating which impact pathways are important and require mitigation through design and operational changes.

6.11 Conclusions

In conclusion, it appears likely that solar power plant impacts on migratory species, including terrestrial mammals, birds, fish and insects, are likely to be localised and technology-specific (Lovich & Ennen 2011, Turney & Fthenakis 2011, Northrup & Wittemeyer 2013). Overall, impacts are likely to be containable if projects are located away from key habitats and migration routes of migratory species (e.g., Cameron *et al.* 2012).

There is some evidence that the reflective surfaces of solar power plants attract waterbirds and insects and that habitat changes may also attract additional species, including predators to project sites.

Some solar technologies use a large amount of water and this can increase aquatic habitat availability for some waterbirds and insects. However, the impacts of heavy water extraction, if required, on the hydrology and ecology of affected waterways and wetlands needs to be considered carefully as it could ultimately reduce habitat for migratory wildlife (e.g., waterbirds and fish). This is a particular concern in arid regions where such habitats are already heavily constrained by low water availability.

Solar power plants should avoid protected and sensitive sites, manage surrounding land for the benefit of wildlife, and limit the ecological disturbance created by installation and maintenance operations, as well as associated infrastructure such as fencing and power lines.

Damerou *et al.* (2011) concluded that the sustainability of CSP plants in North Africa is dependent on regulation and governance to ensure that ecologically sound development proceeds, tailored to the location and particular biophysical setting of the plants.

6.12 Literature

- BirdLife Europe, 2011. Meeting Europe's Renewable Energy Targets in Harmony with Nature (eds. Scrase I. and Gove B.). The RSPB, Sandy, UK.
- Cameron, R.D., Cohen, B.S. and S.A. Morrison. 2012. An approach to enhance the conservation-compatibility of solar energy development. PLoS ONE 7: 1-12.
- Damerau K, Williges K, Patt A, Gauche P (2011) Costs of reducing water use of concentrating solar power to sustainable levels: Scenarios for North Africa Energy Policy, 39(7):4391-4398
- DREWITT, A.L. and LANGSTON, R.H.W., 2008. Collision Effects of Wind-power Generators and Other Obstacles on Birds. Annals of the New York Academy of Sciences, 1134(1 The Year in Ecology and Conservation Biology 2008), pp. 233-266.
- Gunerhan, H., Hepbasli, A. & Giresunli, U. 2009. Environmental impacts from the solar energy systems. Energy Sources, Part A: Recovery, Utilization and Environmental Effects 31: 131- 138.
- Horváth, G., Blahó, M., Egri, A. *et al.* (2010) Reducing the Maladaptive Attractiveness of Solar Panels to Polarotactic Insects. Conservation Biology. 24(6):1644-1653
- Lovich, J.E. and J.R. Ennen. 2011. Wildlife conservation and solar energy development in the desert Southwest, United States. BioScience 61: 982-992.
- McCrary, M.D., McKernan, R.L., Schreiber, R.W., Wagner, W.D. & Sciarotta, T.C. 1986. Avian mortality at a solar energy power plant. Journal of Field Ornithology 57: 135-141.
- Northrup, J.M. and G. Wittemeyer. 2013. Characterising the impacts of emerging energy development on wildlife, with an eye towards mitigation. Ecology Letters 16: 112-125
- Pavlovic TM, Radonjic IS, Milosavljevic D D, Pantic LS (2012) A review of concentrating solarpower plants in the world and their potential use in Serbia
- Tsoutsos, T., Frantzeskaki, N. and V. Gekas. 2005. Environmental impacts from the solar energy technologies. Energy Policy 33: 289-296.
- Turney, D. and V. Fthenakis. 2011. Environmental impacts from the installation and operation of large-scale solar power plants. Renewable and Sustainable Energy Reviews 15: 3261-3270.
- Longcore, T., Rich, C., 2004. Ecological light pollution. Frontiers in Ecology and the Environment/Ecological Society of America. Vol. 2 (4), pp. 191-198.
- USFWS 2013. U.S. Fish and Wildlife Service Comments on CEC FSA for proposed PSEGS, Docket number 09-AFC-07C, 14-11-2013.
- Wachholz, C. & Coath, M. 2009. Birdlife European Climate Change Coordination Group: Guidelines for good practices to deploy Solar energy.

7 Wind energy

A. Gyimesi, J. van der Winden, A. Patterson & M. van der Valk

7.1 Introduction

Wind energy can be defined as the kinetic energy of moving air. The primary method of harnessing wind energy is through the production of electricity with turbines. The commercial production of electricity through wind energy has only been viable since the early 1970s following technological advances and the support of governments.

Modern wind turbines have evolved from smaller predecessors and utilise sophisticated technology aimed at improving efficiency while largely still following the same basic form. The commonest design for commercial wind turbines uses a horizontal axis generator housed within a nacelle located atop a vertical tower and driven by three blades that rotate on the vertical plane. The nacelle can rotate on the tower to ensure that the blades always face into the wind. Currently new types are being developed such as vertical axis turbines (www.windcraftdevelopment.com) and airborne turbines. As such turbines are not yet in commercial production, the current review focuses on the usual models.

Of all the types of Marine Renewable Energy Devices, offshore wind farms have developed the most swiftly. Their rapid expansion continues across Europe in particular. Outside of Europe, China and the USA have the highest number of offshore wind farms in various stages of development. In total there are 1085 offshore wind farms covering a total area of 130,393 km² (James *et al.* 2013). Appendix 1 of James *et al.* 2013 shows the full details for each of these offshore wind farms.

As technologies have advanced so has the size and generating power of wind turbines. This has largely been driven by the scale of economics with fewer larger turbines being needed to generate the same amount of electricity than with smaller turbines. Typical wind turbines have increased from a having a rotor diameter of 17 m (75 kW) in the 1980s to 70 m (1.5 MW) in the 2000s and 125 m (5 MW) in 2010 with plans for future turbines of 250 m in diameter (15 MW) already in existence. As rotor diameter increases so too does the height of the tower with nacelle heights increasing from 25 m above the ground in the 1980s to 70 m in the 2000s and 125 m in 2010. Although nacelle heights have increased this is not always relative to rotor size and the rotors may reach closer to the ground on some modern turbines than in older designs.

Wind turbines can be located singularly or in groups, commonly known as wind farms. Wind farms follow a variety of designs and layouts, which are largely dictated by landscape and economic limitations, although a minimum required distance between

turbines exists. Designs can be broadly categorised into single turbines, lines and groups.

Terrestrial wind farms can consist of single turbines up to many hundreds, although are typically smaller than offshore wind farms. Offshore wind energy technology is relatively new compared to terrestrial wind energy. The scale of economics, particularly in relation to construction and maintenance, results in planned offshore wind farms consisting of many hundreds of turbines. One advantage of offshore wind farms is the potential for larger turbines to be used and the generally higher quality wind resource, whereas one disadvantage is the distance to the market.

As with other renewable energy technologies, wind energy has the potential to decrease greenhouse gas emissions and is considered to have a relatively small environmental footprint. However, as the number of plans for new wind farms increases, along with their size, the potential effects on the environment and ecological systems may increase and new issues may arise. The potential impacts of wind farms on ecological systems include habitat loss through disturbance or displacement, barrier effects and collision-related mortality. Underwater sounds during wind farm construction and electromagnetic fields have been noted as potential negative factors for marine life, whereas benefits to wildlife include the use of underwater structures as artificial reefs and sheltered breeding grounds.

Planning wind farms and impacts on wildlife

In many countries wind energy is a fast growing renewable energy source. The increase in energy production by wind energy leads to an increase of wind farms onshore and offshore. Europe is the leading continent in developing onshore, as well as offshore wind farms. No commercial-scale offshore wind energy developments currently exist in North or South America, however North American generating capacity from onshore wind energy is more than 50,000 MW and expected to increase (Pagel *et al.* 2013). As the targets for renewable energy sources increase, national governments started to provide national wind energy plans, guidelines and research programmes. Apart from the aims in terms of megawatts, several countries have selected areas suitable for wind energy production, started monitoring pilots and formulated legislation or policy for the implementation of wind energy in relation to wildlife. Also non-governmental organisations have published overviews and guidelines. Some examples are presented in Table 7.1.

Table 7.1 Examples of (inter)national wind farm planning, guidelines, post construction monitoring and research overviews from governmental (GO) and non-governmental (NGO) organisations.

GO/NGO	type	source
Country	initiatives	
Netherlands	National onshore wind farm planning	1
Netherlands	Offshore Wind Energy pilot results, post construction monitoring, guidelines	2
Germany	Offshore Wind energy review, guidelines and planning	3
Belgium	Offshore impacts and future monitoring	4
Canada	National onshore wind energy guidelines	7
United States	World Bank Group Environmental, Health, and Safety Guidelines for wind energy	5
Scotland		
NGO initiatives		
Birdlife International	Migratory soaring birds project: guidelines, projects, reviews	6
IUCN	Identification of biodiversity risks of offshore wind energy	8

Internet sources

1. www.rijksoverheid.nl/onderwerpen/duurzame-energie/windenergie/windenergie-op-land
2. www.noordzeewind.nl
3. www.bmu.de/fileadmin/Daten_BMU/Pools/Broschueren/20130423_broschuere_offshore_wind_bf.pdf
4. <http://www2.mumm.ac.be/winmonbe2013/about.php>
5. http://www.ifc.org/wps/wcm/connect/corp_ext_content/ifc_external_corporate_site/home
6. <http://migratorysoaringbirds.undp.birdlife.org/en/sectors/energy/wind-energy-toc>
7. http://www.fws.gov/windenergy/docs/WEG_final.pdf
8. http://cmsdata.iucn.org/downloads/2010_014.pdf

7.2 Impact matrix

The (potential) impacts of wind energy deployment are summarized in Table 7.2. The migratory species groups where impacts are likely to occur include bats, terrestrial and marine mammals, birds, fish, crustaceans and squid, which are discussed in more detail below. No direct impact is expected in reptiles and insects and these are excluded from the analysis.

The impact matrix summarizes the impacts of wind energy production on the relevant species groups (see above). Impacts can be extrapolated to species level (Table 1.1) when wind energy development coincides with the habitat of these species.

Table 7.2 Impact matrix wind energy and migratory species. Assessment of the (potential) impact of the wind energy technology on migratory species.

Process phase	Species group	Impact	Description of ecological impact	Spatial extent impact	Duration of impact	Magnitude of impact
Construction & Decommissioning	Birds	Habitat loss	No studies found quantified this effect, however some minor habitat loss is expected with development of any new energy facility (effects of land clearing, etc.)	Local	Long-term	I
		Habitat degradation/fragmentation	No studies found quantified this effect, however some minor habitat degradation/fragmentation is expected with development of any new energy facility (effects of land clearing, etc.)	Local	Long-term	I
		Disturbance/displacement	Some localized disturbance or displacement of individuals is expected due to construction activities, but effect is likely minor.	Local	Short-term	I
	Bats	Habitat loss	No studies found quantified this effect, however some minor habitat loss is expected with development of any new energy facility (effects of land clearing, etc.)	Local	Long-term	I
		Habitat degradation/fragmentation	No studies found quantified this effect, however some minor habitat degradation/fragmentation is expected with development of any new energy facility (effects of land clearing, etc.)	Local	Long-term	I
		Disturbance/displacement	Some localized disturbance or displacement of individuals is expected due to construction activities, but effect is likely minor.	Local	Short-term	I
	Marine Mammals	Disturbance/displacement	Noise from construction activities, especially pile driving, may cause behavioral changes to marine mammals up to 50 km away. Construction activities may cause marine mammals to leave the construction area	Local	Short-term	I
		Physiological effects	Underwater noise from construction activities could potentially cause auditory injury to marine mammals within 100 m of the activity.	Local	Short-term	I

Process phase	Species group	Impact	Description of ecological impact	Spatial extent impact	Duration of impact	Magnitude of impact
Construction & Decommissioning	Terrestrial Mammals	Disturbance/displacement	One researcher found minor disturbance to elk (<i>Cervus elaphus</i>) from the construction activities associated with an onshore wind energy facility. Elk were not found to have been adversely affected by the development based on home range size and dietary quality.	Local	Short-term	I
		Habitat loss	One study determined that a minor loss of grassland habitat was sustained by a population of elk (<i>Cervus elaphus</i>) in the United States as a result of the construction of a wind energy facility. The impact of the habitat loss on the population was deemed negligible in the study.	Local	Long-term	I
	Sea turtles	No studies were found that investigated impacts to sea turtles from offshore wind energy development.	N/A	N/A	N/A	N/A
	Fish and Squid	Habitat loss	Some localized habitat loss is expected as a result of WTG and scour protection installation.	Local	Long-term	I
		Habitat degradation/fragmentation	Some habitat degradation or fragmentation may occur due to installation of WTG monopiles and scour protection, however the effects vary by species.	Local	Long-term	I
		Physiological effects	Construction noise may impact the ability of fish to communicate or navigate.	Local	Short-term	I
		Disturbance/displacement	Fish species are expected to move away from the area of construction, which is a disturbance of their natural behavior.	Local	Short-term	I
		Habitat gain	Some studies have found that fish species aggregate around the artificial reefs of offshore WTGs, possibly due to higher prey availability, increased shelter, and protection from currents.	Local	Long-term	I

Process phase	Species group	Impact	Description of ecological impact	Spatial extent impact	Duration of impact	Magnitude of impact
Construction & Decommissioning	Monarch Butterfly	No evidence to suggest that existing WTGs have noticeable impacts on migratory monarch butterfly.	N/A	N/A	N/A	N/A
	Crustaceans	Direct mortality	Some individuals may experience mortality as a result of construction activities associated with offshore WTGs.	Local	Short-term	I
		Disturbance/displacement	Individuals near the construction zone will likely be displaced due to construction activities, including vibrations from pile driving.	Local	Short-term	I
		Habitat gain	Artificial reefs associated with turbine monopiles may provide habitat for crustaceans.	Local	Long-term	I
Operation	Birds	Habitat loss	Natural habitat around WTG monopiles will be permanently altered as a result of construction activities	Local	Long-term	I
		Mortality	Bird collisions with rotating blades of onshore WTGs have been well-documented in the literature. Offshore WTGs pose a similar threat.	Regional	Long-term	II
	Bats	Disturbance/displacement	Offshore migrating seabirds have been shown to avoid wind energy facilities, thereby increasing their migratory distance. This increase is often very small compared to the total distance of the migration.	Local	Long-term	I
		Mortality	Bat collisions with rotating blades of onshore WTGs have been well-documented in the literature. Offshore WTGs pose a similar threat.	Regional	Long-term	II
		Disturbance/displacement	No studies have documented clear disturbance effects. On the contrary, bats may be attracted to WTGs.	Local	Long-term	I

Process phase	Species group	Impact	Description of ecological impact	Spatial extent impact	Duration of impact	Magnitude of impact
Operation	Marine Mammals	Disturbance/ displacement	Turbine noise during high wind speed events may disturb marine mammals, however most researchers have found that marine mammals occur regularly around operating WTGs and are unlikely to be significantly disturbed by them.	Local	Short-term	I
	Terrestrial Mammals	No studies were found that documented impacts to migratory terrestrial mammals from the operation of onshore WTGs.	N/A	N/A	N/A	N/A
	Sea turtles	No studies were found that investigated impacts to sea turtles from offshore wind energy development.	N/A	N/A	N/A	N/A
	Fish	Changes in community structure	One researcher found increased densities of piscivorous fish species close to offshore WTG foundations, and weak or no aggregation of reef-associated prey species were observed. Another study noted high densities of Atlantic cod (<i>Gadus morhua</i>) near artificial hard substrates of WTGs during summer and autumn, and very low densities of the species near WTGs in winter.	Local	Long-term	I
		Physiological effects	Noise from WTGs may decrease the effective range of sound communication between individuals.	Local	Long-term	I
		Disturbance/ displacement	One study found that high noise levels caused fish to leave the area around a WTG consistently only when they were within 4 km of the WTG and only during periods of high wind speed.	Local	Short-term	I
	Monarch Butterfly	No evidence to suggest that existing WTGs have noticeable impacts on migratory monarch butterfly.	N/A	N/A	N/A	N/A
	Crustaceans	Changes in community structure	Artificial reef effect at bases of offshore WTGs may alter community structure of crustaceans in the area.	Local	Long-term	I
		Physiological effects	One researcher found that median time to metamorphosis for megalopae of estuarine crabs was increased when exposed to offshore WTG sound, compared to natural sounds or silence.	Local	Short-term	I

Process phase	Species group	Impact	Description of ecological impact	Spatial extent impact	Duration of impact	Magnitude of impact
Transmission/ Transportation	Birds	Mortality	Electrocution from flying into power lines associated with onshore wind energy facilities.	Local	Long-term	I
	Bats	Mortality	Electrocution from flying into power lines associated with onshore wind energy facilities.	Local	Long-term	I
	Marine Mammals	No studies were found that investigated impacts to marine mammals from the transmission or transportation phase of wind energy technology deployment.	N/A	N/A	N/A	N/A
	Terrestrial Mammals	Habitat fragmentation	Migratory terrestrial mammals may avoid roads and power lines. Effect is likely negligible from a single facility, but cumulative effects may be larger.	Local	Long-term	I
	Sea turtles	No studies were found that investigated impacts to sea turtles from offshore wind energy development.	N/A	N/A	N/A	N/A
	Fish	Physiological effects	Electromagnetic field (EMF) produced by submarine cables may impact ability of fish species to orient themselves or communicate with other individuals. However, there is presently little evidence that fish are affected by underwater cables.	Local	Long-term	I
	Monarch Butterfly	No evidence to suggest that existing WTGs have noticeable impacts on migratory monarch butterfly.	N/A	N/A	N/A	N/A
	Crustaceans	Physiological effects	Crustaceans are known to have the ability to detect electromagnetic fields such as those generated by submarine cables. However, no studies were found documenting impacts to migratory crustaceans from submarine cables associated with offshore wind energy developments.	N/A	N/A	N/A

Spatial extent (size of area) of the impact (local/project area, regional/beyond the project area); Magnitude (I = Effects reported, but no apparent threat to populations, II = Regionally or locally high impact, but with no significant impact on the overall species population, III = Regionally or locally high impact increasing the risk of species extinction, regionally or at a larger scale).

7.3 Construction phase

Effects during wind farm construction generally reflect those for other similar construction projects and include mortality, habitat loss and disturbance. The level and duration of the effects witnessed vary depending on ecological and environmental factors as well as the location, timing, duration, intensity and size of the project and the construction techniques and any mitigation measures employed. Although the construction phase is generally much shorter and more local than the operation duration of a wind farm, activity may be more intensive during construction and acute responses may be evident. Figures given by the European Wind Energy Association (EWEA) indicate that construction time for a terrestrial wind farm can be between two months for a 10 MW wind farm to six months for a 50 MW wind farm. Offshore wind farms, which are generally larger, can take up to several years to construct.

Although details between specific wind farms vary, construction generally involves the creation of a foundation on which the tower is positioned, usually in stages, before the rotors are lifted into position. Construction practices differ between terrestrial and offshore wind farms, mostly in relation to the construction of foundations and are largely due to differences in environment and substrate. On land foundations are primarily built out of concrete on which the tower is fixed. At many offshore and some terrestrial wind farms, foundations consist of piles that are driven into the substrate. Alternatively, anchored, freestanding or floating foundations can be used offshore, which eliminates the need to pile driving.

7.3.1 Mortality and physiological effects

Mortality as a direct result of the construction of a wind farm is expected to be extremely localised and restricted to slow moving or immobile species. Other species noted as being at risk include marine mammal and fish, which can suffer injury or death as a result of shockwaves during marine pile driving operations (Haelters *et al.* 2013, Lindeboom *et al.* 2011). These effects can be mitigated by warning sounds in order to scare animals away from the area prior to driving activity (Lindeboom *et al.* 2011).

Underwater noise associated with construction of offshore wind energy facilities has the potential to result in physiological effects – namely auditory damage – to migratory marine mammals in the vicinity of the activity (Madsen *et al.* 2006, Bailey *et al.* 2010). Pile driving operations associated with the installation of turbine monopiles is potentially the most significant activity in this regard (Carstensen *et al.* 2006, Madsen *et al.* 2006, Bailey *et al.* 2010). Bottlenose dolphins spp. were susceptible to auditory damage from underwater construction noise when within 100 m of the source (Bailey *et al.* 2010).

The effects on fish are incompletely understood (Haelters *et al.* 2013) although for larvae of the common sole (*Solea solea*) the noise effects seem limited (Bolle *et al.* 2011).

7.3.2 Habitat loss

The construction of new onshore and offshore wind energy facilities may result in the loss of breeding, post-breeding, stop-over, and non-breeding (northern wintering) habitat of migratory animals. This effect is local, but the cumulative impacts of multiple developments may cause more significant losses to important bird habitat.

Terrestrial wind farms are typically positioned in open habitats meaning that the loss of closed habitats is often limited. In some cases however, the site may have to be cleared of certain vegetation or areas levelled to facilitate access to the site and the construction processes. Specific impacts to a habitat could include changes in vegetative structure and corresponding fauna, and thus the food availability of other animals. However, changes to habitat that make an area unsuitable for a particular species may also improve the quality of the habitat for another. Apart from the loss of habitat directly due to the positioning of the wind farm structures (wind turbines, cables, associated buildings, etc.) wind farm can also involve a temporary loss of habitat through the presence of machinery or construction of roads or facilities. The scale and duration of the effects will depend largely on the type of habitat and its regeneration capacity.

Habitat loss during the construction of offshore wind farms can be considered to be less of an issue as much of the construction traffic and activity occurs on the water surface. Loss of seabed habitat due to the positioning of wind turbine foundations, anchors and jack-up supports are limited in area, and the lack of requirement for access roads in offshore areas limits the effects of habitat loss further.

7.3.3 Disturbance

The use of heavy machinery during the construction of wind farms and associated activity has the potential to cause disturbance to a range of animals. Local animals may leave the immediate area altogether as a result of increased activity, while some may only be reduced in number. The specific affects from disturbance will depend on scale and length of construction activity as well as the species involved, time of year and location.

The construction of offshore wind farms is likely to influence some species more than others. Many mobile species such as seabirds, seaducks and marine mammals can respond rapidly by leaving the area. For instance, pile driving and other noise-generating activities associated with the construction of offshore wind energy facilities may cause disruptions to migratory marine mammals, including individuals relatively far from the noise source (Carstensen *et al.* 2006, Madsen *et al.* 2006, Bailey *et al.* 2010, Thompson *et al.* 2010, Haelters *et al.* 2013).

Habitat use of offshore wind facility construction areas by marine mammals has been shown to change substantially, with harbour porpoises and harbour seals largely

leaving such areas following the commencement of construction activities (Carstensen *et al.* 2006, Brasseur *et al.* 2010, Brandt *et al.* 2011).

The size of the zone of impact of noise-generating activities is influenced by several factors, including the low-frequency hearing abilities of the species potentially affected, on sound-propagating conditions (including water depth and seafloor type), and the presence of other noises (Madsen *et al.* 2006). For instance, the negative effects of pile driving on harbour porpoises were detectable to a mean distance of 18 km at a Danish offshore wind farm in the North Sea (Brandt *et al.* 2011) and 15 km at another wind farm in the Baltic Sea (Carstensen *et al.* 2006). In contrast, undersea noise from construction activities may cause disturbance or displacement effects up to 40 – 50 km away to harbour seals, minke whales, bottlenose dolphins and other mid- and low-frequency hearing cetaceans (Bailey *et al.* 2010, Lindeboom *et al.* 2011).

Although the effects may exist over the entire construction period (Brandt *et al.* 2011), they are likely to be relatively marginal on the population level, unless the wind farm is situated in a particularly important feeding area or close to a breeding colony (Lindeboom *et al.* 2011).

Wind farm construction in terrestrial habitats has the potential to influence animals. For instance, Rocky Mountain elk (*Cervus canadensis nelsoni*) were found to experience some degree of disturbance as a result of the construction activities associated with a new wind energy facility in the central United States (Walter *et al.* 2006). Despite this displacement, the authors concluded that the population was not adversely affected by the development as determined by home range size and dietary quality. However, effects may not only occur during foraging and resting but also during breeding. This may result in lowered breeding success or failure. Such effects can be alleviated by planning activity outside of the breeding season.

7.4 Fish

Migratory fish species may be affected by the operation of offshore wind energy facilities, as well as by the transmission of power from those facilities. All studies found in the literature search related to fish and offshore wind energy occurred in Europe, which hosts numerous offshore wind facilities. Most negative effects, although local, occur during the construction phase.

7.4.1 Mortality and physiological effects

Fish are magneto-sensitive and are known to use the geomagnetic field information for orientation; however there is currently limited evidence that fish are affected by the EMF generated by undersea cables from wind energy facilities (Öhman *et al.* 2007).

Noise from offshore wind facilities does not have a destructive effect on the hearing abilities of fish, even within a few meters of the WTG (Wahlberg & Westerberg 2005).

However, such noise may cause a disruption in communication between fish by decreasing the effective range of sound communication (Wahlberg & Westerberg 2005).

7.4.2 Habitat loss

No large-scale effects to fish biodiversity have been found following establishment of offshore wind facilities compared with reference areas (Wilhelmsson *et al.* 2006). Fish abundance near WTGs is often higher than in surrounding areas, however species richness and diversity are typically similar (Wilhelmsson *et al.* 2006). The fish population itself can differ strongly before and after establishing offshore wind facilities, because of habitat loss and the development of new different habitats.

7.4.3 Disturbance and displacement: habitat degradation

Wilhelmsson *et al.* (2010) state that “there is no evidence of fish avoiding wind farms in the operational phase and based on current knowledge, any impacts should be very local”. Indeed noise generated from construction activities and operation of offshore wind energy facilities may cause local disturbance to migratory fish species (Kikuchi 2010). The ability of fish species to detect sound from wind farms depends on the size and number of WTGs, the hearing abilities of the fish species, background noise level, wind speed, water depth, and sea bottom characteristics (Wahlberg & Westerberg 2005). The detection range of three species was found to range between 0.4 and 25 km (Wahlberg & Westerberg 2005).

Fish consistently avoid offshore WTGs when within 4 km and during periods of high wind speed (Wahlberg & Westerberg 2005). On the other hand Reubens *et al.* (2013) showed substantial attraction of fish species at the artificial reefs.

7.5 Reptiles

Sea turtles (Chelonioidea) are a long-lived taxon known to migrate up to thousands of kilometres throughout the world’s oceans. The literature search did not find any studies examining the potential effects specifically of offshore wind energy development on sea turtles.

As there are currently no commercial-scale offshore wind energy facilities in the waters off North or South America, impacts to sea turtles from this renewable energy technology in this region are speculative. Sea turtles are a relatively difficult taxon to study, given their longevity and the vast distances they travel. While sea turtles can be found in nearly all oceanic regions of the world, they typically are not highly concentrated in the waters off of northern Europe, or commonly found nesting in northern Europe, where the vast majority of operational offshore wind energy facilities worldwide are located. These factors may account for the lack of literature studying the relationship between wind energy and sea turtles. However, sea turtles are known to have the ability to detect EMF, which may interfere with their navigational abilities

(Normandeau *et al.* 2011, Yalçın-Özdilek & Yalçın 2012). EMF generated by undersea transmission cables is likely the most significant potential impact to sea turtles from wind energy development, and should be considered when siting future offshore wind facilities in areas of high concentration of nesting or migrating sea turtles.

Effects of nesting habitat loss caused by placement at or near beaches during the construction phase are possible but no examples could be found. The use of lights on onshore turbines might affect orientation of hatchlings as found for other infrastructure (*e.g.* Witherington & Martin 2003).

7.6 Birds

The effects on birds can mainly be categorized into collisions, disturbance to resting, feeding and breeding birds, and disturbance to flying birds (Winkelman 1992a, c, d; Spaans *et al.* 1998; Drewitt & Langston 2006). Flying birds may collide with the rotor or accidentally the tower, which usually leads to immediate death or at least serious injuries. Effects of disturbance on resting, feeding and breeding birds can be limited such as changes in behaviour or physiology. But this can ultimately lead to loss of habitat suitability for the individuals. Turbines can also disturb flying birds. Basically this can be regarded as avoidance of obstacles and but ultimately the avoidance behaviour might be so strong that that roosting or foraging sites become unavailable.

Disturbance effects can ultimately be regarded as habitat degradation affecting reproduction, survival or distribution of birds. As this is related to the size and design of windfarms in the following sections the key process factors have been used to describe effects. Much of the research conducted in Europe regarding the impacts of offshore wind on migratory birds can be applied to potential future developments elsewhere.

7.6.1 Mortality

a. Introduction

The most direct effect of wind farms is undoubtedly when birds collide with wind turbines. In addition to direct collisions, birds can be violently forced to the ground by the turbulence in the wake of a turbine (Spaans *et al.* 1998; Drewitt & Langston 2008). Collision casualties have been reported from virtually all bird species groups. Nevertheless, some species are more prone to collide with turbines than others. In addition, collision rates vary largely among wind farms, caused by location and design. This results in variation in the level of impact.

b. Contributing factors and causes

Collision of birds with wind turbines is the most commonly studied aspect of wind energy developments. Bird collisions with onshore wind turbines are easily documented using carcass-searching techniques. Determining mortality rates at offshore wind energy facilities is much more challenging. The mean number of

reported collision fatalities varies from 3.7 to 58 victims / turbine / year (Winkelman 1992a; Everaert & Stienen 2007; Thelander & Smallwood 2007). A review of North American studies found that fatality rates of night-migrating birds at onshore wind energy facilities ranged from <1 – 7 birds per turbine per year, with the highest rates in the eastern United States (Kerlinger *et al.* 2010).

An estimated 2,700 birds, many of which are protected under the MBTA and 40% of which are raptors (Falconiformes/ Accipitriformes), are killed each year at Altamont Pass Wind Resource Area (California, United States) alone (Smallwood & Thelander 2008). At a 354-turbine wind energy facility in the northern United States, an estimated 613 avian collision fatalities occurred each year. Of those, 91% of species were migrants, and 20% of those were local breeders (Johnson *et al.* 2002). Analysis of radar data from the same area indicated that approximately 3.5 million birds migrate over the facility each year (Johnson *et al.* 2002).

The number of fatalities depends on the risk of a certain individual (and species) to collide with a wind turbine (*i.e. collision risk*) and on the *flight intensity* (flux) through the wind park. These aspects are related on the one hand to ecological characteristics (*e.g.* species and their preferred habitat), on the other hand to technical characteristics of the wind farm (*e.g.* configuration of the wind farm and turbine types; (Ontario Ministry of Natural Resources 2011)). Considering migratory birds, flight intensity may be temporarily and locally high, but each individual passes the wind farm only once or twice per year. In contrast, birds at breeding, staging and wintering sites may repeatedly (*e.g.* two times per day) pass wind turbines (with the corresponding chance of collision) during commuting flights (Krijgsveld *et al.* 2009). Therefore, many birds have a higher chance to collide with a wind turbine during local flight movements than during their seasonal migration (Hötker *et al.* 2006; Rydell *et al.* 2012).

1. Ecological differences

Large, slow-flying and less manoeuvrable species generally have a higher *collision risk* (de Lucas *et al.* 2008). Typical examples are large soaring birds depending on thermal streams during their migratory journey (Strickland *et al.* 2011). They have difficulties to actively avoid wind turbines. An additional problem is put forward for species that have a good sight sideways but have a poor sight to obstacles in front of them (*e.g.* soaring raptors), leading to low avoidance rates and thus higher collision rates (Martin 2010). Avoidance rates further differ among species groups, resulting in varying collision risk levels. Moreover, less experienced juveniles seem to have a high collision risk compared with adults (Drewitt & Langston 2008).

Finally, flight height, which commonly differs among species and situations, defines to a large extent the *flight intensity* at rotor height. Some species generally travel just above the ground or water surface during migration or

daily flights, and thus below the rotor height of modern wind turbines. A review of effects of offshore wind energy in Europe on migratory bird species found that flight height may be the most important factor influencing collision mortality risk, and that gulls (*Laridae*), White-tailed eagles (*Haliaeetus albicilla*), Northern gannets (*Morus bassanus*), and skuas (*Stercorariidae*) are at particularly high risk in Scottish waters (Furness *et al.* 2013). On the other hand, a large number of species normally travel well-above turbine height (but see point 4 for weather effects).

During migration, most of the birds pass the rotor height only during take-off and arrival, as most species migrate at high altitudes. However, many species frequent lower heights during local foraging or display flights at a breeding-, stopover or wintering site compared with migration altitudes (Drewitt & Langston 2008).

2. Location

The location of a wind farm is the most important factor in shaping flux (flight intensity) and collision risk (Powlesland 2009). Wind farms situated in migratory bottlenecks, close to or within important staging sites, have to reckon with a high *flight intensity* and consequent high collision rates (Rydell *et al.* 2012). This effect is clearly illustrated by the higher collision rates along shorelines due to large bird aggregations (Richardson 2000), compared with wind farms in an open landscape without features that explicitly concentrate migrating birds (Percival 2005; Hötker *et al.* 2006; Rydell *et al.* 2012). Such landscapes are agricultural fields, grasslands, and forested areas, that generally show similar fatality rates (Strickland *et al.* 2011).

Wetlands and coastal lagoons can form staging or stopover sites for a large number of waterbirds, shorebirds, gulls and terns. Wind farms placed adjacent to such sites can cause high collision rates among birds that frequently carry out foraging flights (Hötker *et al.* 2006). *Collision risk* can also be higher along mountain ridges where migratory soaring birds (*e.g.* raptors, cranes, storks, pelicans) make use of thermal streams (Hötker *et al.* 2006).

3. Configuration of the wind farm

The configuration of the wind farm can influence the *number of birds that fly through or avoid* a wind farm. For migratory birds, a line of turbines perpendicular to the main migration direction is relatively the most detrimental. Larger clusters of wind turbines seem to be more easily detected and avoided (Hötker *et al.* 2006). For this reason, the number of collisions is not linearly correlated with the number of turbines in a wind

farm, although in general it holds that the more turbines a wind farm comprises of, the more casualties can be expected.

The *risk of collision* decreases with increasing distance between turbines (Drewitt & Langston 2006; Hötker *et al.* 2006). A similar effect occurs when a corridor is provided between clusters of turbines.

4. Turbine type

Early generation wind turbines were small with a relative high rotation speed. Modern, large wind turbines have a larger rotor diameter and hence cover a larger surface area where birds may fly through. However, these turbines are often also higher (*i.e.* providing more space for birds to fly below the rotors), and their rotor speed is lower. As *flight intensity* is the highest close to the ground, and lower rotor speed may reduce *collision risk*, higher turbines may generate a comparable number of casualties to small turbines (Everaert 2003; Barclay *et al.* 2007; Krijgsveld *et al.* 2009).

For safety reasons, various lights are placed on wind turbines. These lights can attract a large number of nocturnally migrating birds, and thus increase *collision risk* (Hötker *et al.* 2006; Drewitt & Langston 2008). The conclusions of different studies are not unambiguous, but mostly point towards white and red lights (especially continuous instead of intermittent) having a larger attracting effect, compared with blue and green light (Drewitt & Langston 2008; Poot *et al.* 2008). However, in North-America no difference in fatality rates was found between turbines with and without aviation obstruction lighting (Kerlinger *et al.* 2010).

5. Visual and weather conditions

The most casualties are reported during circumstances with low visibility, such as night, fog or a low cloud ceiling (Langston & Pullan 2003; Powlesland 2009). This affects local birds just as birds on migration. During migratory flights, birds commonly travel well-above turbine height, but under such visual conditions they lower their flight height and may end up at wind turbine altitude (Langston & Pullan 2003; Drewitt & Langston 2008). A comparable effect is caused by headwinds. Migrating birds tend to fly lower in headwinds than in tail winds. Nevertheless, the *flight intensity* of migrating birds is both during poor visual conditions and headwinds relatively low (Rydell *et al.* 2012).

c. Species involved and magnitude of problem

The observed mortality effects of wind farm development on bird abundance and diversity are mixed, and may change dramatically, even between closely-related species (Leddy *et al.* 1999, Garvin *et al.* 2011, Furness *et al.* 2013). Swans, geese and shorebirds collide relatively rarely with wind turbines, likely due to their strong avoidance reaction (Pettersson 2005; Larsen & Guillemette 2007; Winkelman *et al.*

2008; Fijn *et al.* 2012). High collision rates are reported for gulls, terns and some raptor species (Thelander *et al.* 2003; Hötker *et al.* 2006; Everaert & Stienen 2007). Raptors may be especially vulnerable to blade strikes by rotating turbines, possibly due to their specific foraging and flight behaviours (Hoover & Morrison 2005). Collision mortality of Bald Eagles and Golden Eagles is widespread in the United States (Pagel *et al.* 2013). Turkey Vultures, old world vultures and Red-tailed Hawks may also be disproportionately at risk of collision with rotating blades due to their specific flight behaviours (Garvin *et al.* 2011). For instance, Red-tailed hawks were the only one of 12 potential raptor species found during carcasses searches at a wind farm in Wisconsin, United States (Garvin *et al.* 2011).

One of the likely reasons put forward was that these birds, in search of food, concentrate more on the ground below them than the space in front of them (Krijgsveld *et al.* 2009; Martin 2010). In addition, hawks are more likely to perch during periods of low wind speeds and take flight during strong winds, when turbine blades are rotating faster (Hoover and Morrison 2005). Hawks also tend to glide along hillsides that face into the wind during periods of increased wind speeds, increasing the risk of colliding with turbines situated on the tops of such ridges (Hoover & Morrison 2005). These are also the bird species that show the smallest avoidance reaction to wind farms. Crows form an exception from this rule as having low avoidance rates and often flying within the rotor swept area, but also having a low collision rate (Hötker *et al.* 2006; Strickland *et al.* 2011).

Although the actual number of collisions may not be high, raptor fatality rates are relatively high compared to the number of individuals exposed to collisions (Strickland *et al.* 2011). In combination with their long life expectancy and a low reproductive rate, such large-bodied birds may experience population-level effects (*e.g.* vultures in Spain, White-tailed Eagles in Norway, Red Kites in Germany, Bald Eagles and Golden Eagles in the USA; Janss 2000; Lekuona 2001; Hötker *et al.* 2006; Carrete *et al.* 2009; Dahl *et al.* 2012; Bellebaum *et al.* 2013). Nevertheless, the highest collision rates among these birds are found outside the migration period: collision fatalities mostly take place during local flight movements (Hötker *et al.* 2006). During migration, due to their high flight intensity, songbirds suffer the highest number of collisions (Kunz *et al.* 2007). However, the number of casualties among these birds is usually relatively small compared with the magnitude of migrants passing the wind farm (Rydell *et al.* 2012).

d. Regional aspects

In general, the most crucial places for collisions are coastal and mountainous areas with intensive bird movements (Hötker *et al.* 2006). In Europe, the most critical sites seem to be Navarre and Tarifa in Spain, where a large number of Griffon Vultures collide annually with wind turbines, although most of the casualties occurred among resident birds (Barrios & Rodriguez 2004 (Lekuona & Ursua 2007; Ferrer *et al.* 2012)). Nevertheless, these Spanish sites also form a migratory-bottleneck for a large number of migrants crossing from Europe to Africa and are thus critically important for many

diurnally migrating raptors (Barrios & Rodriguez 2004). In North America, the Altamont Pass is a comparably well-known site for high mortality among raptors (Smallwood & Thelander 2008).

Wind farms placed in territories of raptors during the breeding season may lead to effects on the local population. For example, local Red Kite populations in Germany suffer from wind farm developments (Hötker *et al.* 2006). Also in Germany, but more so in Norway, White-tailed Eagles showed large mortality at some sites, with possible effects on the local population (Hötker *et al.* 2006; Dahl *et al.* 2012). But species differences are substantial as many raptor species are hardly affected by wind farms such as Hen Harriers (Erickson *et al.* 2002; Whitfield & Madders 2006). Comparably, wind farms close to or in wetlands, especially those nearby colonies of breeding birds (*e.g.* of terns and gulls) may cause high collision rates (Everaert & Stienen 2007).

7.6.2 Habitat loss: disturbance of resting, feeding and breeding birds

a. Introduction

Disturbance of birds by wind energy developments is less thoroughly studied than collisions. Likely also due to the less obvious effects that disturbance may cause, although these can have at least the same impact size on a population as collisions (Powlesland 2009). Moreover, effects can on the one hand occur directly due to the physical presence of the turbines, ranging from simply being a strange object in the landscape, to the movement or noise of the rotors (Birdlife Europe 2011). For instance, migratory birds were found to perch less often on the towers of operating WTGs (1% of observed perch time) than non-operating WTGs (22% of observed perch time), suggesting that the noise and/or movement of operating WTGs causes disturbance and displacement of bird species (Smallwood *et al.* 2009).

Among direct effects disturbance caused by maintenance workers needs to be mentioned. In offshore situations this comprises also higher shipping traffic and in remote sites eventually helicopter traffic. On the other hand, indirect effects may also occur: due to the development of maintenance roads previously remote areas may become more accessible. Consequently, not only the infrequent visits by technicians may cause disturbance but also recreational activities may increase (Birdlife Europe 2011). All in all, disturbance effects may lead to a part of the habitat being lost for birds or at least used less intensively (Pearce-Higgins *et al.* 2009).

b. Contributing factors and causes

Disturbance effects may play a different role for migratory species on their breeding grounds and on their stopover or non-breeding sites, affecting foraging and resting behaviour. However birds can be affected during active (migratory) flights by avoiding wind farms. This will be discussed under barrier effects of wind farms later in this report. Therefore, in the following section the effects of disturbance mainly regard breeding, staging and non-breeding sites.

1. Ecological differences

Breeding birds are less affected in their selection of territories by wind turbines, compared with feeding or resting birds at wintering or staging sites (Hötker *et al.* 2006). Avoidance distances are often used to measure the level of disturbance. These indicate small avoidance distances (maximally a few tens of meters up to 200 m) and slight decrease in breeding densities close to wind farms (Hötker *et al.* 2006; Pearce-Higgins *et al.* 2009). However, most of the studies on breeding birds were conducted on small songbirds or meadow birds. Generally, larger effects could occur by larger-bodied bird species (e.g. swans and geese) during the breeding period, but disturbance studies on such species are largely lacking (Hötker *et al.* 2006).

In contrast, such larger species were more commonly investigated on wintering or staging grounds. These studies indicate an increasing avoidance distance with increasing body size (Hötker *et al.* 2006). Geese, ducks and waders have lower densities near wind turbines up to several hundred meters during the winter season (Hötker *et al.* 2006), but 600 m is widely accepted as the maximum disturbance distance (Langston & Pullan 2003; Drewitt & Langston 2006). Exceptions are Grey Heron (*Ardea cinerea*), birds of prey (*Falconiformes*), Eurasian Oystercatcher (*Haematopus ostralegus*), gulls, Common Starling (*Sturnus vulgaris*) and crows (*Corvidae*), which have comparable densities nearby wind farms (Hötker *et al.* 2006).

2. Location

Species living in environments with few vertical structures (wetlands, grassland areas and offshore habitats) have the highest avoidance distances (such as geese, Common Scoter, Red-throated Diver, Gannet) (Percival 2005; Drewitt & Langston 2006, Krijgsveld *et al.* 2011). For instance, grassland areas >180 m from operating WTGs were found to support a greater diversity of grassland birds than areas <80 m from WTGs (Leddy *et al.* 1999). This effect may not be consistent among different species, however. Some grassland birds show no evidence of disturbance or displacement from operating WTGs, while others, such as the Le Conte's sparrow (*Ammodramus leconteii*), are found in significantly lower densities near WTGs (Stevens *et al.* 2012).

3. Configuration of the wind farm

Obviously, the size of the wind farm defines the area that is potentially disturbed. Just as with collisions, a larger distance between turbines seemed to have a smaller disturbing effect on birds (Hötker *et al.* 2006; Reichenbach & Steinborn 2006).

4. Turbine type

In case of birds at their breeding sites, the disturbing effect of early-generation, small wind turbines seems to be comparable or even larger compared with modern, large wind turbines (Hötker *et al.* 2006). The reason is likely that the moving rotor blades of modern turbines are positioned higher and move slower. In contrast, due to their size, large turbines seemed to have a more disturbing effect on birds on their wintering or staging sites (Hötker *et al.* 2006).

c. Species involved and magnitude of disturbance

Large disturbance effects were found among birds that live in remote offshore areas (Leopold *et al.* 2011, Krijgsveld *et al.* 2011, Rydell *et al.* 2012, Vanermen *et al.* 2013). Either at their breeding or wintering sites, these birds are not accustomed to large vertical objects in their habitat and avoid turbines at relative large distances. Behavioural effects on divers, Northern Gannets, Common Scoters, Common Guillemots and Razorbills was shown to take place up to 2 – 4 km from the wind farm (Leopold *et al.* 2011, Krijgsveld *et al.* 2011, Petersen *et al.* 2006). Similarly, birds of open habitats, such as waterbirds (*e.g.* geese *Anserini* and Eurasian Wigeon *Anas penelope*) and meadow birds (*e.g.* Common Golden Plover *Pluvialis apricaria*, Lapwing *Vanellus vanellus*, Meadow Pipit *Anthus pratensis* and Wheatear *Oenanthe oenanthe*), show relatively substantial behavioural reactions to turbines (Hötker *et al.* 2006; Pearce-Higgins *et al.* 2009).

Whether birds can habituate to the presence of wind farms, remains to be determined (Hötker *et al.* 2006; Madsen & Boertmann 2008). Some studies reported decreasing avoidance distance with increasing time since operation (a sign of habituation; Petersen *et al.* 2006), while others showed declines in bird numbers with time (*i.e.* more and more birds leaving the area and low immigration rates; Stewart *et al.* 2005; Hötker *et al.* 2006; Stewart *et al.* 2007).

d. Regional aspects

The largest disturbance effects are found in open landscapes (Hötker *et al.* 2006; Reichenbach & Steinborn 2006). Therefore, these effects are not restricted to certain areas in Europe but can occur virtually anywhere. Currently, documented incidents of loss of habitat due to disturbance occurred at offshore sites in the North Sea. Here foraging and resting sites of *e.g.* seabirds were lost due to wind farm development (Guillemette *et al.* 1998).

7.6.3 Disturbance of flying birds

a. Introduction

Disturbance of flying birds is likely the least systematically studied effect of wind farms on flying birds (Langston & Pullan 2003; Fox *et al.* 2006). Disturbance may cause birds avoiding the whole wind farm (*i.e.* macro-avoidance) or individual wind turbines (*i.e.* micro-avoidance). In extreme situations, such disturbance may lead to loss of

roosting or foraging sites as they become completely unavailable to birds, in which case wind farms become a real barrier to bird movements (Drewitt & Langston 2006; Rydell *et al.* 2012).

There are currently only a few examples of such extreme cases (Gove *et al.* 2013). More commonly, due to the adjustment of the flight route, birds have to count with longer flight distances and a consequent increase in flight costs and travel time (Birdlife Europe 2011; Rydell *et al.* 2012). Regarding migratory birds, this is considered with the current smaller scale generation of windfarms, to be negligible compared to the generally high costs of the total journey. Nevertheless, in areas where numerous large-scale wind farms are situated in intensively used migration routes, this can lead to considerably higher energetic costs to birds (Masden *et al.* 2009).

b. Contributing factors and causes

Disturbance of flying birds all depends on the avoidance rate of bird species, but may play a different role for migratory species during the journey and on the breeding, stopover or wintering sites. During active migratory flights, wind farms may be situated at locations previously being part of the migration route. When avoiding these sites, birds may have to considerably adjust their migration route (Masden *et al.* 2009). Wind farms at breeding, stopover or wintering sites of migratory birds may cause avoidance reactions during commuting flights but may also form a barrier so that roosting or foraging sites become unavailable.

1. Ecological differences

There is a large difference in avoidance rate among species (Hötker *et al.* 2006). Birds of open habitats (marine areas, wetlands and shorelines) show the largest reaction. In contrast, other (commonly smaller-bodied) species seem to have less fear of a wind farm and take more risk by flying between turbines (Garthe & Hüppop 2004; Desholm & Kahlert 2005; Drewitt & Langston 2006).

2. Location

The most considerable disturbance effect of birds during migratory flights may take place at large wind farms in intensively used migratory corridors. For example, in offshore situations birds initiated avoidance reactions sometimes kilometres from the wind farm (Desholm & Kahlert 2005; Larsen & Guillemette 2007). Such avoidance reactions can increase travel costs or in extreme cases can lead to the adjustment of the migration route.

3. Configuration of the wind farm

Barrier effects are expected mainly at wind farms of large clusters or long lines. Nevertheless, for birds with a strong avoidance rate even smaller clusters or shorter lines can have a strong disturbance effect.

4. Turbine type

Flying birds seem to show stronger avoidance reactions to modern, large wind turbines (Hötker *et al.* 2006). Therefore, the chance that such turbines cause disturbance effects or form a barrier is higher, compared with small turbines. Often, these latter are also avoided more easily by slightly raising the flight height, which leads to only marginal additional travel costs.

5. Visual and weather conditions

Avoidance reactions of the same species may be different during daylight and night-time. During daytime and in good visual conditions birds may initiate an avoidance reaction farther from the wind farm (Allison *et al.* 2008). Therefore, often a slight correction of the course is adequate to avoid the wind farm. In case reactions take place just before the wind farm, avoidance may be more abrupt and lead to stronger corrections of the flight course (Masden *et al.* 2009).

c. Species involved and magnitude of problem

Species with the strongest avoidance reaction are among waterbirds and seabirds (Hötker *et al.* 2006; Rydell *et al.* 2012). These birds prefer open habitats and are less habituated to vertical structures. Swans, geese, ducks and shorebirds are commonly reported to adjust their flight routes to avoid wind farms (Pettersson 2005; Drewitt & Langston 2006; Dirksen *et al.* 2007). For instance, Common Eiders showed avoidance reactions already at 1 – 2 km distance from a wind farm (Larsen & Guillemette 2007).

In addition, some large birds also show strong avoidance reaction to wind farms. For example, Common Cranes adjusted flight course at a distance of 0.7 – 1 km from a wind farm. The flight formations that fell apart during avoidance were recovered only 1.5 km behind the wind farm (Von Brauneis 2000). However, other larger-bodied birds (e.g. Common Cormorant, Grey Heron, raptors and gulls) were less sensitive or less willing to change their migration direction (Hötker *et al.* 2006).

d. Regional aspects

The largest avoidance reactions are reported from offshore habitats, in Europe mostly from the North Sea (Rydell *et al.* 2012). Currently, wind farms in Europe are commonly limited to a size of a few dozens of wind turbines. Therefore, barrier effects are not considered to be detrimental yet (Drewitt & Langston 2006).

2. Summary

The effects of onshore and offshore wind energy developments differ between species groups (Table 7.2).

Table 7.2. Effect on species groups of wind turbines based on the reviews of Hötter et al. (2006), Garthe & Hüppop (2004), Furness et al. (2013). Krijgsveld et al. (2011) and Powlesland (2009), supplemented with information from this review and expert judgement, the effect sizes are categorized as follows:

0 = no effects reported or likely to take place;

I = effects reported or are likely, without threat to the population;

II = regionally or locally high effects known, possible impact on a population.

Bird families in Europe vulnerable to wind farm development	Collisions	Effects of Disturbance	Barrier forming	Known regional hotspots in Europe
Loons (<i>Gaviidae</i>) and Grebes (<i>Podicipedidae</i>)	I	II	I	North Sea
Shearwaters, Petrels (<i>Procellariidae</i>)	I	0	0	
Boobies, Gannets (<i>Sulidae</i>)	0	II	I	North Sea
Pelicans (<i>Pelicanidae</i>)	I	0	0	
Cormorants (<i>Phalacrocoracidae</i>)	I	0	0	
Hérons, Bitterns (<i>Ardeidae</i>)	I	0	0	
Storks (<i>Ciconiidae</i>)	II	0	I	Germany
Ibisses (<i>Threskiornithidae</i>)	I	0	0	
Flamingos (<i>Phoenicopteridae</i>)	I	0	0	
Ducks, Geese, Swans, Mergansers (<i>Anatidae</i>)	I	II	II	German, Danish & Dutch wetlands
Raptors (<i>Accipitriformes</i> and <i>Falconiformes</i>)	II	0	II	Spain, Portugal, Germany, Norway
Partridges, Quails, Grouse (<i>Galliformes</i>)	I	II	0	Germany
Rails, Gallinules, Coots (<i>Rallidae</i>)	I	I	0	
Cranes (<i>Gruidae</i>)	I	I	II	Germany
Bustards (<i>Otididae</i>)	I	I	I	
Shorebirds / Waders (<i>Charadriidae</i> + <i>Scolopacidae</i>)	I	II	II	North Sea coast
Skuas (<i>Stercorariidae</i>) and Gulls (<i>Laridae</i>)	II	I	II	North Sea coast
Terns (<i>Sternidae</i>)	II	I	II	North Sea coast
Auks (<i>Alcidae</i>)	I	II	II	North Sea
Sandgrouse (<i>Pteroclididae</i>)	0	I	0	
Pigeons, Doves (<i>Columbidae</i>)	I	0	I	
Cuckoos (<i>Cuculidae</i>)	I	0	0	
Owls (<i>Strigiformes</i>)	I	0	II	
Nightjars (<i>Caprimulgidae</i>) and Swifts (<i>Apodidae</i>)	I	0	I	
Hoopoes (<i>Upudidae</i>) and Kingfishers (<i>Alcedinidae</i>)	I	0	I	
Bee-eaters (<i>Meropidae</i>)	I	0	I	
Rollers (<i>Coraciidae</i>)	I	0	I	
Woodpeckers (<i>Picidae</i>)	I	0	I	
Ravens, Crows, Jays (<i>Corvidae</i>)	I	0	0	
Medium-sized and small songbirds (<i>Passeriformes</i>)	I	II	I	Meadows and grasslands

7.7 Bats

The impacts to migratory bat species from wind energy developments are similar to the impacts to birds. Direct mortality of bats at North American and European onshore wind energy facilities has been widely documented.

The effects of the increasing number of onshore wind facilities in North America on bats are compounded by widespread mortality in the eastern half of the continent as a result of white-nose syndrome (WNS), a highly-contagious fungal infection that has caused sharp declines in bat populations throughout the region.

Future offshore wind energy development in the Northern Hemisphere may also cause negative impacts to migratory bat species, which are known to fly offshore during part of their migration. Little work has been done to study the impacts of existing offshore wind energy facilities in other parts of the world on migratory bat species.

7.7.1 Mortality

Mortality of migratory bat species at onshore wind energy facilities may occur during the operational phase (due to collisions with rotating blades or towers) and during the transmission phase (due to collisions with electrical lines) of wind energy development. Bat fatalities at onshore wind energy facilities are widespread and often extensive, but are also highly variable and intermittent (Kunz *et al.* 2007, Arnett *et al.* 2008, Rydell *et al.* 2010a, Niermann *et al.* 2011, EUROBATS 2013). A study of bat collision at an 89-turbine facility in the central United States estimated 400 - 650 bat fatalities per year, most of which were migratory tree bats (Jain *et al.* 2011).

Facilities along forested ridges in eastern North America experience higher fatality rates than facilities in the grasslands of the western part of the continent (Kunz *et al.* 2007). In Europe, fatality rates are in the order 0 to 10 57 bats per turbine per year, occasionally going up to 40 or more (Rydell *et al.* 2010a). Most of which are migratory species (Dürr, 2013, EUROBATS 2013).

Time of year and meteorological conditions appear to be significant predictors of bat fatality rates at onshore wind energy facilities. Bat fatalities rise as bat activity increases during late summer and early autumn, the migratory period for many bat



Maple Ridge Wind Farm, Lewis County, New York, United States. Photo credit: Argonne National Laboratory, US Dept. Of Energy.

species (Arnett *et al.* 2008, Baerwald & Barclay 2011, Jain *et al.* 2011, Behr *et al.* 2011a, b, Rydell *et al.* 2010a). Bat activity increases during periods of low wind speed and warm ambient temperature (Horn *et al.* 2008, Baerwald & Barclay 2011, Behr *et al.* 2011a, b, Rydell *et al.* 2010a), making these weather conditions more dangerous in terms of bat collision with WTGs.

Increased moon illumination and falling barometric pressure are also positive predictors of bat fatalities (Baerwald & Barclay 2011). Fatality rates have also been documented to increase immediately before and after the passage of storm fronts (Arnett *et al.* 2008). Bat mortality may be linked to large-scale nocturnal insect migration (Rydell *et al.* 2011b).

In North America as well as Europe, most of the dead bats belong to a small number of species that belong to the suite of fast-flying aerial hawkers (lasiurine, nyctaloid, pipistrelloid species) (Arnett *et al.* 2008, Dürr 2013, EUROBATS 2013, Kunz *et al.* 2007, Rydell *et al.* 2010a).

Specific behaviors of bats may increase risk of collision mortality. Bats may approach rotating and non-rotating WTGs with repeated fly-bys. At operational turbines, bats may follow or become trapped in blade-tip vortices, often resulting in collision (Horn *et al.* 2008). Turbine lighting, or the lack thereof, has not been shown to influence bat mortality (Arnett *et al.* 2008, Jain *et al.* 2011), however the presence of lights at a wind energy facility may attract insects, and in turn, insectivorous bat species.

Barclay *et al.* (2007) conclude that proportionally more bats get killed at higher towers. Rotor diameter was not found to be of importance. Rydell *et al.* (2010a) found that both tower height and rotor size were contributing to higher bat mortality. In both reviews, data from different sources were used. In a large study in Germany however, in which all wind farms were researched using the same protocols and turbine types were the same, no clear effect of tower height could be found (Niermann *et al.* 2011).

Barclay *et al.* (2007) and Rydell *et al.* (2010a) found no relation between fatality rate and minimum distance between the tip of the rotor and the ground. This is surprising, as several reports show that bat activity is consistently lower when measured at higher altitudes (*e.g.* Albrecht & Grünfelder 2011, Bach *et al.* 2012, Behr *et al.* 2011a).

Rydell *et al.* 2011b suggest that bat mortality is related to large-scale nocturnal insect migration, which may take place in air layers within the rotor-swept area of larger turbines.

Wind turbines in large wind farms do not kill more bats than those operating in smaller units or solitarily (Rydell *et al.* 2010).

7.7.2 Habitat loss and degradation

Migratory bat habitat loss and degradation has not been documented in the literature as an impact of the construction or operation of wind energy facilities. However the effect is likely at most cases negligible. Some degree of habitat degradation and fragmentation may occur due to changes in vegetation structure as a result of land clearing for the installation of turbines and associated infrastructure, but the effect is likely negligible. These are mainly effects during the construction phase.

7.7.3 Habitat degradation through disturbance

Bat activity has been shown to be relatively equal between sites with and without operating WTGs (Jain *et al.* 2011), suggesting that the presence of wind energy facilities do not cause significant disturbance or displace of bat species. In fact, it is hypothesized widely that bat mortality is relatively high because bats are attracted to rather than disturbed by wind turbines (Cryan & Barclay 2009).

7.8 Other species

7.8.1 Insects

The primary migratory insect species considered for this report was the monarch butterfly (*Danaus plexippus*). Monarch butterflies are known to migrate several thousands of miles over multiple generations from the breeding grounds, primarily in eastern and central United States and Canada, to the wintering grounds in Mexico (Meitner *et al.* 2004). However, very few studies exist that examine the potential effects of onshore or offshore wind energy development on migrating monarch butterflies.

One study postulated that wind currents created by rotating turbine blades may be sufficient to sweep away approaching butterflies before collision with the turbine (Grealey & Stephenson 2007). The authors found no evidence that butterfly mortality or other potential impacts to butterflies, including monarchs, are of concern at commissioned wind energy facilities. The presence of rare butterfly habitat is nevertheless identified in the study as an important consideration during the siting phase of wind farm development.

7.8.2 Crustaceans

Potential impacts to migratory crustacean species from wind energy development are wholly restricted to the offshore environment. As there are currently no operational commercial-scale offshore wind energy facilities in the waters of North or South America, little information is available regarding potential effects to this taxon from offshore wind in this geographic region. Very few studies were found that examine the relationship between offshore wind energy development and migratory crustacean species in general.

No studies were found that specifically addressed direct mortality of migratory crustacean (Crustacea, in part) species as a result of offshore wind energy development. However, some work has been done to test the effects of electromagnetic fields (EMF) generated from undersea cables on crustaceans and other taxa. Namely, the effects of EMF generated by undersea transmission cables may impact magneto-sensitive migratory crustacean species, however no direct evidence of such impacts exists (Normandeau *et al.* 2011).

Migratory crustaceans such as lobsters (Nephropidae) may experience reduced orientation and navigational capabilities in the immediate vicinity of undersea cables, which could impact migration (Normandeau *et al.* 2011). In addition, one study documented potential physiological effects of offshore wind turbine noise on crustaceans (Pine *et al.* 2012). In a laboratory experiment, the time to metamorphosis of the megalopae of two estuarine crab species (non-migratory) was significantly increased when exposed to offshore wind turbine noise, compared to silence or natural sounds.

Degradation of migratory crustacean habitat may be an impact of offshore wind energy development, although it is likely a negligible one, and the literature review did not result in the discovery of any studies quantifying this impact.

7.8.3 Terrestrial and marine mammals

Marine mammals

Migratory marine mammals may be affected by the operation of offshore wind energy facilities. While no such facilities currently exist in the waters off of North and South America, some work has been done studying the effects of offshore wind energy on marine mammals in Europe. Many species of marine mammals found in European waters are also found in the Western North Atlantic off of North America; it is likely that the documented impacts of offshore energy on European marine mammals can be applied to potential future offshore wind developments in North America.

Three main classes of effects of OREG devices have been repeatedly identified in reviews of their potential impacts on marine mammals. These are noise, risks of collision, and changes in the availability of the animals' habitats (Thompson *et al.* 2013).

1. Noise

Noise will be generated during construction, operation and decommissioning of the windfarms.

The noise levels arising from pile driving varies depending on the type and diameter of the pile, the ground conditions and the method of pile driving, which may be 'impact' or 'vibro' (vibration). Studies undertaken during the construction of existing wind farms have recorded noise source levels of between 243 dB re 1 Pa@1 m and

257 dB re 1 Pa@1 m depending on the pile diameter (Nedwell *et al.* 2007a) and cover a bandwidth from 20 Hz to 20 kHz with a major amplitude of 100 – 500 Hz (OSPAR, 2009). Noise from piling can be detected above ambient noise levels up to 25 km from source and for larger diameter turbines up to 100 km from source (Nedwell *et al.* 2007a).

Measurements from operating wind farms have reported levels of sound of 125 dB re 1µPa at around 180 Hz and between 100 and 110 dB at frequencies up to 1 kHz for mid to high frequency pinnipeds at a range of 83 m (Mainstream Renewable Power, 2013). Temporary Threshold Shift (TTS) may potentially occur within about 5 m of the turbine (SMRU, 2012). Predicted zones of audibility for odontocetes are predicted to be very localised and less than 1 km or even less than 100 m due to low source levels and restricted range of frequencies (Thomsen *et al.* 2006; SMRU, 2012). For species with better low frequency hearing, *i.e.*, seals and baleen whales then they may be able to detect operating wind turbines between 60 m and 6.4 km (SMRU, 2012).

The range at which marine mammals may be able to detect sound arising from offshore activities depends on the hearing ability of the species and the frequency of the sound. Pinnipeds (seals) are likely to be more sensitive to sounds below 1 kHz than harbour porpoises, which are in turn, more sensitive than bottlenose dolphin or baleen whales to low frequency sound. Other factors which may affect the potential impact sound may have on marine mammals includes ambient background noise, the effect of which can vary depending on water depth, seabed topography and sediment type. Natural conditions such as weather and sea state and other existing sources of human produced sound, such as shipping, can reduce the auditory range (Mainstream Renewable Power, 2013).

Several studies to assess the effects of noise related to offshore windfarms on marine mammals have been summarised in James *et al.* (2013) and Thompson *et al.* (2013) including:

- McConnell *et al.* (2012) used high resolution GPS telemetry tags to study movements of harbour and grey seals in southern Denmark. Seals were tagged at haul out sites within 10 km of two wind farms: Nysted and Rødsand II. The results were compared with similar data collected in 2009. Both species frequently transited from the haulout sites through the two nearby wind farms. Visually, there was no obvious interruption of travel at the wind farms' boundaries. Interactions with wind farms were assessed using residence times within wind farm zones, comparison of path speed and tortuosity inside and outside the wind farms and the proximity of individual locations to individual turbines. No significant effect of the wind farms on seal behaviour was detected. This is in accord with another local study (Edren *et al.* 2010) of haulout counts that concluded that the wind farms had no long term effect on the local seal population trends.

- A study conducted in the Dutch Egmond aan Zee offshore wind farm entailed two periods of monitoring acoustic activity at the wind farm site and at two reference sites (Scheidat *et al.* 2011). The study covered the preconstruction/baseline period (2003-2004) and an operational period (2007-2009). Porpoise acoustic activity increased during the operational period when compared to the pre-construction baseline. However, there was an overall increase in porpoise abundance in Dutch waters over the last decade. Porpoise activity was significantly higher inside the wind farm than in the reference site. The authors suggest that this apparent increase in porpoise activity within the operating wind farm may indicate an attraction effect due to increased food availability inside the wind farm (reef effect) and/or a sheltering effect with reduced levels of disturbance from vessels within the wind farm compared to the heavy ship traffic in adjacent areas of the southern North Sea.
- Bailey *et al.* (2010) related the sound levels from installation of 5MW turbines to noise exposure criteria for marine mammals to assess possible effects. They estimated that bottlenose dolphins could suffer auditory injury but only within 100 m of the pile-driving. They also estimated that behavioural disturbance, defined as any modifications in behaviour, could have occurred up to 50 km away.
- Tougaard *et al.* (2009) estimated that during piling operations at Horns Reef, porpoises were significantly disturbed and may have been excluded from the construction area for up to 17% of the time over a 5 month period during which 80 foundations were piled. In a follow up study Brandt *et al.* (2011) monitored porpoise vocalisations during construction of the Horns Rev II offshore wind farm in summer 2008. Porpoise acoustic activity fell to zero for 1hr after pile driving and stayed below normal levels Effects of offshore renewable energy generators on marine mammals 24 for up to 72 hr at a distance of 2.6 km from the construction site. A negative effect was detectable out to a mean distance of 17.8 km and within 4.7 km the recovery time exceeded the interval between pile driving bouts. The longer recovery periods meant that porpoise activity was reduced over the entire 5 month construction period.
- At Nysted, the main noise generating activities during construction were dredging and backfilling of gravity foundations. However some piling activity (1.5 to 10 hours per day over a 25 day period) occurred for installation of sheet piles around one turbine foundation (Carstensen *et al.* 2006). Harbour porpoise acoustic activity was monitored by acoustic data loggers (T-PODs) in a structured Before-After Control Impact (BACI) experiment. A significant decrease in detection of porpoise clicks relative to the pre-exposure baseline period was seen in response to general construction noise (Henriksen, *et al.* 2003; Carstensen *et al.* 2006; Tougaard *et al.* 2005). Mean waiting times, defined as the period between two consecutive encounters of echolocation activity, increased from 6 hr in the baseline period to three days in the wind

farm area during the construction period with an apparently greater increase in waiting times (4 hr to 41 hr greater) during piling operations compared to general construction activities. The effect was apparently widespread although the increase within the wind farm was six times larger than changes observed in a reference area 10 km away (Carstensen *et al.* 2006; Tougaard *et al.* 2005). Activity apparently returned to normal levels compared with the overall construction period some days after the piling ceased.

- Thomsen *et al.* (2006) estimated that both harbour porpoises and harbour seals are likely to be able to hear pile driving blows at ranges of more than 80 km. They concluded that behavioural responses are possible over many kilometres, perhaps up to ranges of 20 km and that masking might occur in harbour seals at least up to 80 km. Using potential hearing damage criteria of 180 dBrms re 1 μ Pa for cetaceans and 190 dBrms re 1 μ Pa for seals they estimated that hearing loss might be a concern, at 1.8 km in porpoises and 400 m in seals. Thomsen *et al.* (2006) also concluded that severe injuries in the immediate vicinity of piling activities cannot be ruled out.
- David (2006) estimated that pile-driving sound would be capable of masking vocalisations by bottlenose dolphins within 10-15 km and weak vocalisations up to 40 km. For operational installations, Lucke *et al.* (2007) have suggested that there is potential masking of low frequency hearing. Conversely Tougaard *et al.* (2008) state that it is unlikely that the low frequency tonal noise would mask the high frequency signals of porpoises at any range. There is insufficient information on the extent to which pile-driving or seismic pulses mask biologically significant sounds for marine mammals (Bailey *et al.* 2010). The better low frequency hearing of seals could mean that noise from operational installations would be able to mask biologically significant sounds.

In 2013 Mainstream Energy Power carried out an extensive assessment (using a great number of scientific publications) of potential effects of offshore windfarms in Scottish and UK waters including:

- pile noise during installation of jacket foundations;
- drilling during installation of jacket foundations;
- vessel noise during construction;
- vessel presence during construction;
- turbine noise during operational phase;
- vessel noise during operation and maintenance;
- vessel presence during operation and maintenance;
- electromagnetic field of inter-array and export cables;
- sediment disturbance of inter-array and export cables;
- vessel noise of inter-array and export cables.

The only impacts of any significance included effects of piling noise during installation of jacket foundations on bottlenose dolphins, harbour porpoises, grey seals and harbour seals (lethal effects, displacement, change in behaviour, TTS). A summary of the complete assessment is found at the end of chapter 13 of Mainstream Energy Power (2013).

2. Risk of collision

During construction, maintenance and decommissioning there will be an increase in vessel movements increasing the risk of collisions. Vessel collisions with marine mammals are known to occur and may account for a large proportion of deaths. The majority of recorded mortalities are of large baleen whales, particularly fin and northern right whales although injuries to smaller marine mammals may go unnoticed (Wilson *et al.* 2007 in Mainstream Energy Power, 2013). Collisions with seals have been reported, but pinnipeds are recognised as being agile swimmers and predicted to be able to avoid the relatively slow moving vessels used during the construction and operational phases of the project.

Larger vessels of at least 80 m or longer are thought to cause most injuries and deaths, particularly those travelling at 14 knots or faster. Slower moving or smaller vessels are not thought to have such a significant effect (Laist *et al.* 2001 in Mainstream Energy Power, 2013).

3. Changes of the availability of habitat

The original habitat is changed by the construction an offshore wind farm. The introduction of turbines can have an effect on benthic communities which in turn may have an effect on prey species for marine mammals.

The noise generated by operating offshore WTGs is less likely than construction-related noises to cause disturbance of migratory marine mammals. Noise levels from operating WTGs are unlikely to result in hearing impairment of migratory marine mammals at any distance (Madsen *et al.* 2006), but may hamper communication among cetaceans (Tougaard *et al.* 2008).

The operational noise of wind farms is audible to harbour porpoises at 100 m and to harbour seals over 1 km (Thomsen *et al.* 2006). However, simulated noise from a 2 MW offshore wind turbine increased the closest approach distances of harbour seals and harbour porpoises to the sound source (Koschinski *et al.* 2003).

At a Danish wind farm in the Baltic Sea, harbour porpoises left the wind farm area after construction and did not return during the operational phase (Tougaard *et al.* 2009). In contrast, harbour porpoises and harbour seals in other wind farms regularly occurred in the vicinity of operating turbines (Thompson *et al.* 2010, Lindeboom *et al.* 2011). For instance, at another Danish study, no difference was found in harbour porpoise activity inside and outside a wind farm (Diederichs *et al.* 2008). Even more, Scheidet *et al.* (2011) found relatively more harbour porpoises in a Dutch wind farm

area in the North Sea, compared with two reference areas. The increased food availability (see §7.3 and 7.4) and reduced vessel traffic in the wind farm area were provided as likely explanations. Therefore, results of one wind farm seem not to be directly applicable to another one.

In addition to generated noise, electromagnetic fields of underwater cables may also negatively affect cetaceans. These fields may alter migration, feeding behaviour, reproduction or susceptibility to predation (U.S. Department of Energy 2009).

Terrestrial mammals

Little information exists documenting the effects of onshore wind energy on migratory terrestrial mammals in North and South America. One study documented the effects of an onshore wind energy development comprised of 45 WTGs on a migratory terrestrial mammal species (Walter *et al.* 2006). In this study, a population of Rocky Mountain elk were tracked during and after the construction of a wind power facility in the central United States. They found that the tracked population of elk experienced some loss of grassland habitat, however the authors' assessment was that the loss of habitat was negligible to the population and did not result in any adverse effects. Furthermore, roads and power lines associated with the transmission phase of onshore wind energy are potential sources of habitat fragmentation for migratory terrestrial mammals (Forman & Alexander 1998, Dyer *et al.* 2002, Kuvlesky *et al.* 2007, Lovich & Ennen 2013). While vehicle collisions on roadways do not typically limit population size, the barrier effect of roads due to habitat fragmentation and vehicle noise may have demographic and genetic consequences (Forman & Alexander 1998). However, Walter *et al.* (2006) found that elk freely crossed the gravel access roads associated with a new wind energy facility.

7.9 Examples of mitigation and compensation (phase 3)

7.9.1 General

Siting wind energy developments away from rare species habitats and main migration routes is likely an important step in mitigating the conflicts between wind energy facilities and migratory species of all taxa.

7.9.2 Birds

a. Mitigation of bird collisions

-The most important measure to minimize the risk of collisions on birds is careful selection of site and number of turbines (Hötker *et al.* 2006). By avoiding the placement of wind farms close to areas with considerable numbers of birds and migratory bottlenecks (achieving low fluxes), the collision risk can be largely reduced (U.S. Fish and Wildlife Service 2012). In addition to migratory bottlenecks, critical sites include wetlands, coastal areas and mountain ridges (Hötker *et al.* 2006).

-Increasing the space between and underneath rotors can reduce collision risk for birds in a wind farm as they can more easily avoid collision with individual turbines (Hötker *et al.* 2006). On the other hand, spacing wind turbines was proposed to make wind farms more detectable, and hence easier to avoid (Birdlife Europe 2011).

-Avoiding placing lines of turbines perpendicular to the main migration/flight route, or plan corridors in between large clusters of turbines (Everaert 2003; Birdlife Europe 2011). Large areas within wind farms that are free of WTGs also provide safe foraging space (Smallwood *et al.* 2009).

-For wind farms in grassland areas, site turbines in cropland habitat with lower densities of grassland passerines (Leddy *et al.* 1999).

-The effect of increasing the visibility of wind turbines has been a matter discussion. Contrast patterns on the blades, or ultraviolet paint may help birds to recognize wind turbines as a danger (Drewitt & Langston 2008).

-Dummy turbines at the end of lines or edges may reduce collision victims under birds that try to avoid wind farms (Smallwood 2007).

-Temporary shutdown of turbines in high-risk periods, such as peaks in migratory activity or foraging flights has also been proposed (Hötker *et al.* 2006; Everaert & Stienen 2007; Smallwood 2007), as stationary blades may form less of a risk.

-Power down WTGs when winds are strong (Hoover and Morrison 2005, Smallwood *et al.* 2009).

-Power down WTGs at tops of slopes when winds are strong and perpendicular to the slope (Hoover & Morrison 2005).

-Scaring devices are used as deterrents, to reduce flight intensity in a wind farm (Drewitt & Langston 2008).

-If possible, install transmission cables underground (U.S. Fish and Wildlife Service 2012). If this is not possible, mark overhead cables using deflectors (Birdlife Europe 2011).

b. Mitigation and prevention of disturbance effects on birds

Replacing smaller turbines by large turbines seems to reduce the effects on small ground-breeding birds (Reichenbach & Steinborn 2006). Similarly, a larger space in between turbines may be experienced as less threatening by birds (Reichenbach & Steinborn 2006). On the other hand, positioning turbines closer together reduces the total size of affected habitat (Birdlife Europe 2011).

Minimizing the extension of the maintenance road network can reduce the accompanying human disturbance (Hötker *et al.* 2006).

In offshore environments, floating turbine technology may remove the need of wind farm development in ecologically valuable shallow water habitats (Wilhelmsson *et al.* 2010; Gove *et al.* 2013).

c. Mitigation and prevention of disturbance of flying birds

Minimizing the barrier effect of large-scale wind farms is possible by planning corridors in between clusters of wind turbines and preventing the realization of long lines of turbines. Creating more space (> 200m) in between turbines may enable flight through the wind farm (Percival 2005). Lines of turbines perpendicular to the main migration route may help to prevent large avoidance reactions (Winkelman 1992b).

7.9.3 Mammals

In case of marine mammals, presumed seasonal migratory patterns should be used to determine timing of construction activities or monitoring/mitigation efforts (Whitt *et al.* 2013). In addition, noise mitigation may be applied to reduce noise levels below 160 dB Sound Exposure Level or 190 dB Sound Pressure Level at distances greater than 750 tot the piling site (An *et al.* 2012).

For each of the potential effects assessed by Mainstream Energy Power mitigation measures were identified. Mitigation measures included the use of different types of foundations, drilling pipes rather than piling, using smaller hammer sizes to reduce the energy input, soft start, providing a barrier between the pile and the environment using bubble curtains and/or a piling sleeve, using certified Marine Mammal Observers and/or passive acoustic monitoring to detect marine mammals, using acoustic deterrents, and timing activities avoiding sensitive periods of the year (Mainstream Energy Power, 2013).

No specific mitigation measure were identified in the literature for terrestrial mammals, however siting onshore wind energy facilities (including associated roads and power line ROWs) away from major terrestrial mammal migratory routes would likely help alleviate the impacts to migratory terrestrial mammals from wind energy developments.

7.9.4 Bats

A critical mitigation technique may be to raise the cut-in speed (the lowest wind speed at which the blades of a turbine will begin rotating) and change the blade angles of turbines to reduce operations during periods of low wind speeds. This change has been shown to reduce bat mortality by 44 – 93%, with ≤1% loss in total annual power output (Arnett *et al.* 2011, Baerwald *et al.* 2009, Behr *et al.* 2011c, EUROBATS 2013, Lagrange *et al.* 2012).

7.10 Positive effects

Few direct positive effects of onshore or offshore wind energy development were identified in the literature. Indirect effects can be caused by the lack of human disturbance or for instance less commercial fishing activities in offshore windfarms (Vandendriessche *et al.* 2013).

7.10.1 Fish and crustaceans

Fish and crustaceans may benefit from the creation of artificial reef habitat around the bases of offshore WTGs, however community structure of these taxa post-construction may be entirely different from what existed in the area before WTG installation (Wilhelmsson *et al.* 2006, Langhammer 2012, Reubens *et al.* 2013a, Reubens *et al.* 2013b). Namely, the installation of turbine monopiles, scour protection, and artificial reefs have often been shown to increase fish attraction by increasing habitat heterogeneity, prey availability, cover from predators and by providing havens for commercially harvested species and shelter from currents (Wilhelmsson *et al.* 2006, Langhammer 2012, Reubens *et al.* 2013b).

Fish abundance near WTGs is often greater than in surrounding areas, however species richness and diversity are typically similar (Wilhelmsson *et al.* 2006). For instance, Atlantic cod, a migratory fish species that occurs throughout the North Atlantic, show aggregation behaviour near artificial hard substrates of WTGs (Reubens *et al.* 2013a). This effect was seasonal, however, with many fish present near artificial reefs during the summer and autumn and very low densities during winter. When present at artificial reefs, cod displayed a high degree of site fidelity (Reubens *et al.* 2013a).

7.10.2 Birds

A positive side effect of wind farm developments on birds may be the creation of new habitat for prey species. This may take place at breeding as well as wintering sites of birds. For instance, commercial fishing is prohibited at offshore wind farms, and hence these sites serve as refuge for fish, while the fundamentals of the turbines may serve as substrate for benthic organisms (Wilhelmsson *et al.* 2010). Such developments increase the prey availability of piscivorous and benthivorous birds. Consequently, bird species with a low avoidance reaction to wind turbines, such as cormorants, gulls and terns may show a positive numeric response to wind farm developments (Lindeboom *et al.* 2011, Vanermen 2013b). Comparably, rodents may thrive at onshore wind farms, attracting a large number of raptors. Nevertheless, such developments may increase the flight intensity, and hence potentially the number of collisions, of these species. Moreover, these effects may be location-specific, as in the central United States raptor abundance was found to have reduced by 47% following the construction of a wind energy facility (Garvin *et al.* 2011).

7.10.3 Mammals

The presence of additional food sources due to the lack of fisheries and the created new hard substratum can create an attractive habitat for marine mammals. Moreover, due to the low vessel traffic intensity, wind farm areas are relatively quiet compared to the surrounding waters (Lindeboom *et al.* 2011).

7.11 Gaps in knowledge

While the electrical generating capacity of wind energy in Latin America, Asia and Africa is a small fraction of North American and European capacity, the technology is expected to grow worldwide, lending the need for more research into the impacts of wind energy development on migratory species of all taxa. Many habitats in the southern hemisphere are fragile and already extensively impacted by agriculture, urbanization, and other renewable and non-renewable energy development. Extensive study will be needed to assess the compounding impacts of new wind facilities in these areas.

Especially important will be to assess the (future) impacts on species groups at a **population level** as the scale and number of windfarms will increase.

Additional work is also needed to assess collision rates of migratory birds and bats at offshore wind energy facilities in Europe, as this will likely be a good predictor of impacts to those taxa from potential future offshore wind development in the waters of North and South America.

More study is needed to identify potential impacts to migratory fish and crustaceans from EMF generated by undersea cables. This is likely the most significant potential impact to fish and crustaceans from wind energy development, but little direct evidence of impacts to these taxa from EMF generated by undersea cables exists.

The effects of EMF and habitat alteration on sea turtles also requires further study, as potential offshore wind energy developments in North and South America may have the potential to impact these species near major nesting beaches.

In view of the rapid extension of offshore wind farms in the North Sea, there is a need to acquire more knowledge on the effect of noise caused by pile driving, of fish and fish larvae. However for larvae of the common sole (*Solea solea*) the noise effects seem limited (Bolle *et al.* 2011). How fish larvae are affected by the EMF generated by undersea cables from wind energy facilities is unknown. Besides that more knowledge is needed of the function of spawning area and the nursery function of off shore wind farms.

7.12 Conclusions

Wind energy is a fast growing renewable energy source expanding over onshore areas including plains, lakes and mountains as well as offshore areas. To date Europe and the United States are leading in the development although Asia, South America and Africa are rapidly following.

Wind farms have impacts on many migratory species as well in the construction phase in terms of habitat loss, disturbance or habitat degradation as well as in the operational phase in terms of mortality and disturbance (habitat degradation). But substantial species-specific differences in impacts are visible. For instance, vultures in Spain (Tarifa) are colliding substantially with turbines on the migration routes or within feeding areas, while other raptor species such as Booted Eagle (*Aquila pennata*) are less affected. Also collision risks of geese are much lower than for ducks. The same conclusions can be drawn for bats as the group of aerial hawkers as most risky in terms of collision risks. This means that general conclusions cannot be drawn for the impacts on migratory species, as they are site and species specific.

To date, examples of serious impacts at local, regional or international population levels are scarce. Most striking are the impacts on vultures and there are indications for population effects on Red Kites in Germany. But this is all related to the current scale and number of windfarms. If the numbers of farms and turbines increases the impacts at a population level of certain migratory species might be substantial. Currently this is a major international responsibility to get better understanding of this issue especially for birds and bats. The first steps have been taken to model and assess effects at a flyway or population level for offshore wind farms at the North Sea which are situated at an important flyway for many birds.

Strategic Impact Assessment and research

In windfarm planning it is highly important and proved successful to use current knowledge of species and site-specific risks and plan windfarms accordingly. For instance in The Netherlands this is the policy since the early start of wind farm development. The Netherlands is important for millions of migratory bird species distributed over many fresh and marine wetlands yearly making billions of risky movements. Currently a total number of ca 2,000 wind turbines are present at 41,000 km² surface, with a substantial overlap with bird rich lowland landscapes. But to date no serious impacts on regional or national populations of migratory species have been identified. The tools to achieve and safeguard this are implementation of sound research combined with Strategic Impact Assessments and followed up with site specific Environmental Impact Assessments.

The Critical Site Network Tool developed for the African-Eurasian region identifies critically important sites for migratory birds that can inform strategic impact assessment and site planning.

See <http://csntool.wingsoverwetlands.org/csn/down.html>

7.13 Literature

- ACCOBAMS-MOP5/2013/Doc23. Implementation of underwater noise mitigation measures by industries: operational and economic constraints. (under preparation)
- ACCOBAMS-MOP5/2013/Doc24. Methodological guide: Guidance on Underwater Noise Mitigation Measures (under preparation).
- http://www.accobams.org/index.php?option=com_content&view=article&id=1164%3Amop5-working-documents-and-resolutions&catid=34&Itemid=65
- Albrecht, K. & C. Grünfelder, 2011. Fledermäuse für die Standortplanung von Windenergie-anlagen erfassen. Erhebungen in kollisionsrelevanten Höhen mit einem Heliumballon. *Natur und Landschaft* 43 (1), 005-014.
- Allison, T.D., E. Jedrey & S. Perkins, 2008. Avian issues for offshore wind development. *Marine Technology Society Journal* 42(2): 28-38.
- Alter, S.E., M.P. Simmonds, and J.R. Brandon. "Forecasting the Consequences of Climate-Driven Shifts in Human Behavior on Cetaceans." *Marine Policy* 34, no. 5 (September 2010): 943-54.
- An, Y.R., R. Baldwin, A. Bjorge, A. Cosentino, G. Donovan, C.M. Fortuna, P. Gallego, B. Galletti, P. Holm & T. Kasuya, 2012. Workshop On Interactions Between Marine Renewable Projects And Cetaceans Worldwide. Information Paper SC/64/Rep6 Rev1. International Whaling Commission Scientific Committee.
- Arnett, E.B., W.K. Brown, W.P. Erickson, J.K. Fiedler, B.L. Hamilton, T.H. Henry, A. Jain, G.D. Johnson, J. Kerns, R.R. Koford, C.P. Nicholson, T.J. O'Connell, M.D. Piorkowski & R.D. Jankersley, Jr., 2008. Patterns of bat fatalities at wind energy facilities in North America. *Journal of Wildlife Management* 72(1):61-78.
- Arnett, E.B., M.M.P. Huso, M.R. Schirmacher & J.P. Hayes, 2011. Altering turbine speed reduces bat mortality at wind-energy facilities. *Frontiers in Ecology and the Environment* 9(4):209-14.
- Bach, L., P. Bach, M. Tillmann, & H. Zucchi, 2012. Fledermausaktivität in verschiedenen Straten eines Buchenwaldes in Nordwestdeutschland und Konsequenzen für Windenergieplanungen. *Naturschutz & Biologische Vielfalt* 128: 147-158.
- Baerwald, E.F., J. Edworthy, M. Holder & R.M.R. Barclay, 2009. A large-scale mitigation experiment to reduce bat fatalities at wind energy facilities. *Journal of Wildlife Management* 73(7):1077-81.
- Baerwald, E.F. & R.M.R. Barclay, 2011. Patterns of activity and fatality of migratory bats at a wind energy facility in Alberta, Canada. *Journal of Wildlife Management* 75(5): 1103-14.
- Bailey, H., B. Senior, D. Simmons, J. Rusin, G. Picken & P.M. Thompson, 2010. Assessing underwater noise levels during pile-driving at an offshore windfarm and its potential effects on marine mammals. *Marine Pollution Bulletin* 60:888-97
- Barclay, R.M.R., E.F. Baerwald & J.C. Gruver, 2007. Variation in bat and bird fatalities at wind energy facilities: assessing the effects of rotor size and tower height. *Canadian Journal of Zoology-Revue Canadienne De Zoologie* 85(3): 381-387.
- Barrios, L. & A. Rodriguez, 2004. Behavioural and environmental correlates of soaring - bird mortality at on - shore wind turbines. *Journal of Applied Ecology* 41(1): 72-81.
- Behr, O., R. Brinkmann, I. Niermann & F. Korner-Nievergelt, 2011a. Akustische Erfassung der Fledermausaktivität an Windenergieanlagen. In: Brinkmann *et al.* 2011, p 177-286.

- Behr, O., R. Brinkmann, I. Niermann & F. Korner-Nievergelt, 2011b. Vorhersage der Fledermausaktivität an Windenergieanlagen. In: Brinkmann *et al.* 2011, p 287-322.
- Behr, O., R. Brinkmann, I. Niermann & F. Korner-Nievergelt, 2011b. Vorhersage der Fledermausaktivität an Windenergieanlagen. In: Brinkmann *et al.* 2011, p 287-322.
- Bellebaum, J., Korner-Nievergelt, F., Durr, T. & Mammen, U. (2013) Wind turbine fatalities approach a level of concern in a raptor population. *J. for Nat. Cons.* 21:6. 394-400.
- Birdlife Europe, 2011. Meeting Europe's Renewable Energy Targets in Harmony with Nature. The RSPB, Sandy, UK.
- Bräger S., Brensing K., Caddell R., Detloff K.C., Dolman S., Evans P., Frank V., Haelters J., Kless R., Lucke K., Nunny L., Pavan G., Simmonds M. and Westerberg H. (2009). Report of the ASCOBANS Inter-sessional Working Group on the Assessment of Acoustic Disturbance. 25 pp.
- Brandt, M.J., A. Diederichs, K. Betke & G. Nehls, 2011. Responses of harbour porpoises to pile driving at the Horns Rev II offshore wind farm in the Danish North Sea. *Marine Ecology Progress Series* 421: 205-216.
- Brasseur, S., G.M. Aarts, E.H.W.G. Meesters, T. van Polanen-Petel, E. Dijkman, J. Cremer & P. Reijnders, 2010. Habitat preferences of harbour seals in the Dutch coastal area: analyses and estimate of effects of offshore wind farms. Report number: OWEZ_R_252_T1_20100929.
- Brinkmann, R., O. Behr, I. Niermann & M. Reich (red.), 2011. Entwicklung von Methoden zur Untersuchung und Reduction des Kollisionsrisikos von Fledermäuse an Onshore-Windkraftanlagen. *Umwelt und Raum*, Band 4. Cuvillier Verlag, Göttingen.
- Burger, J., C. Gordon, J. Lawrence, J. Newman, G. Forcey, and L. Vlietstra. 2011. Risk evaluation for federally listed (roseate tern, piping plover) or candidate (red knot) bird species in offshore waters: A first step for managing the potential impacts of wind facility development on the Atlantic Outer Continental Shelf. *Renewable Energy* 36(1):338-51.
- Carrete, M.J.A. Sánchez-Zapata, J.R. Benítez, M. Lobón & J.A. Donázar, 2009. Large scale risk-assessment of wind-farms on population viability of a globally endangered long-lived raptor. *Biological Conservation* 142:2954-641.
- Carstensen, J., O.D. Henriksen & J. Teilmann, 2006. Impacts of offshore wind farm construction on harbour porpoises: acoustic monitoring of echo-location activity using porpoise detectors (T-PODs). *Marine Ecology Progress Series* 321: 295-308.
- Cryan P.M. & R.M.R. Barclay, 2009. Causes of bat fatalities at wind turbines: hypotheses and predictions. *J Mammal* 90:1330–1340.
- Dahl, E.L., K. Bevanger, T. Nygård, E. Røskaft & B.G. Stokke, 2012. Reduced breeding success in white-tailed eagles at Smøla windfarm, western Norway, is caused by mortality and displacement. *Biological Conservation* 145(1): 79-85.
- Degraer, S., R. Brabant & B. Rumes (eds) 2013. Environmental impacts of offshore wind farms in the Belgian part of the North Sea: Learning from the past to optimise future monitoring programmes, Royal Belgian Institute of Natural Sciences, Operational Directorate Natural Environment, Marine Ecology and management Section 239 pp.
- Desholm, M. & J. Kahlert, 2005. Avian collision risk at an offshore wind farm. *Biology Letters* 1: 296-298.

- Diederichs, A., V. Hennig & G. Niels, 2008. Investigation of the bird collision risk and the responses of harbour porpoises in the offshore wind farms Horns Rev, North Sea and Nysted, Baltic Sea. Universität Hamburg and BioConsult SH.
- Dirksen, S., A.L. Spaans & J. van der Winden, 2007. Collision risks for diving ducks at semi-offshore wind farms in freshwater lakes: A case study. In: M. de Lucas, G.F.E. Janss & M. Ferrer (eds). Birds and wind farms. Risk Assessment and Mitigation. Blz. 275. Quercus. Madrid, Spain.
- Drewitt, A.L. & R.H.W. Langston, 2006. Assessing the impacts of wind farms on birds. Ibis 148(1): 29-42.
- Drewitt, A.L. & R.H.W. Langston, 2008. Collision effects of wind-power generators and other obstacles on birds. Annals of the New York Academy of Sciences Blz. 233-266.
- Dyer, S.J., J.P. O'Neill, S.M. Wasel & S. Boutin, 2002. Quantifying barrier effects of roads and seismic lines on movements of female woodland caribou in northeastern Alberta. Canadian Journal of Zoology 80:839-45.
- Erickson, W., G. Johnson, D. Young, D. Strickland, R. Good, M. Bourassa, K. Bay & K. Sernka, 2002. Synthesis and comparison of baseline avian and bat use, raptor nesting and mortality information from proposed and existing wind developments. West, Inc., Cheyenne.
- EUROBATS, 2013. Progress Report of the IWG on "Wind Turbines and Bat Populations". Doc.EUROBATS.AC18.6. UNEP/EUROBATS Secretariat, Bonn.
- Everaert, J., 2003. Windturbines en vogels in Vlaanderen: voorlopige onderzoeksresultaten en aanbevelingen. Oriolus(69): 145-155.
- Everaert, J. & E. Stienen, 2007. Impact of wind turbines on birds in Zeebrugge (Belgium). Significant effect on breeding tern colony due to collisions. Biodiversity and Conservation 16: 3345-3359.
- Exo, K.M., Huppopp, O. & Garthe, S. (2003) Birds and offshore wind farms: a hot topic in marine ecology. Wader Study Group Bulletin. 100:50-53.
- Ferrer, M., M. de Lucas, G.F.E. Janss, E. Casado, A.R. Munoz, M.J. Bechard & C.P. Calabuig, 2012. Weak relationship between risk assessment studies and recorded mortality in wind farms. Journal of applied Ecology 49(1): 38-46.
- Fijn, R.C., K.L. Krijgsveld & W. Tijssen, 2012. Habitat use, disturbance and collision risks for Bewick's Swans *Cygnus columbianus bewickii* wintering near a wind farm in the Netherlands. Wildfowl 62: 97-116.
- Forman, R.T.T. & L.E. Alexander, 1998. Roads and their major ecological effects. Annual Review of Ecology and Systematics 29:207-31.
- Fox, A.D., M. Desholm, J. Kahlert, T.K. Christensen & I.K. Petersen, 2006. Information needs to support environmental impact assessment of the effects of European marine offshore wind farms on birds. Ibis 148: 129-144.
- Furness, R.W., H.M. Wade & E.A. Masden, 2013. Assessing vulnerability of marine bird populations to offshore wind farms. Journal of Environmental Management 119: 56-66.
- Garthe, S. & O. Hüppopp, 2004. Scaling possible adverse effects of marine wind farms on seabirds: developing and applying a vulnerability index. Journal of Applied Ecology(41).
- Garvin, J.C., C.S. Jennelle, D. Drake & S.M. Grodsky, 2011. Response of raptors to a windfarm. Journal of Applied Ecology 48:199-209.

- Gove, B., R.H.W. Langston, A. McCluskie, J.D. Pullan & I. Scrase, 2013. Wind farms and Birds: an updated analysis of the effects of wind farms on birds, and best practice guidance on integrated planning and impact assessment. BirdLife International, Strasbourg.
- Grealey, J. & D. Stephenson, 2007. Effects of wind turbine operation on butterflies. *North American Windpower* 4(1).
- Guillemette, M., J.K. Larsen & I.B. Clausager, 1998. Impact assessment of an off-shore wind park on sea ducks. NERI technical report No. 227. Ministry of Environment and energy National Environmental Research Institute.
- Hastie, G.D. (2012). Tracking Marine Mammals Around Marine Renewable Energy Devices Using Active Sonar. (UK Department of Energy and Climate Change, Trans.) (pp. 99), Sea Mammal Research Unit. http://mhk.pnnl.gov/wiki/index.php/Tracking_Marine_Mammals_Around_Marine_Renewable_Energy_Devices_Using_Active_Sonar
- Haelters J., E. Debusschere, D. Botteldooren, V. Duliere, K. Hostens, A. Norro, S. Vandendriessche, L. Vigin, M. Vincx & S. Degraer 2013. The effects of pile driving on marine mammals and fish in Belgian waters. In: Degraer S., R. Brabant, B. Rumes (eds) Environmental impacts of offshore wind farms in the Belgian part of the North Sea: Learning from the past to optimise future monitoring programmes, Royal Belgian Institute of Natural Sciences, Operational Directorate Natural Environment, Marine Ecology and management Section 239 pp.
- Hoover, S.L. & M.L. Morrison, 2005. Behavior of red-tailed hawks in a wind turbine development. *Journal of Wildlife Management* 69(1):150-59.
- Horn, J.W., E.B. Arnett & T.H. Kunz, 2008. Behavioral responses of bats to operating wind turbines. *Journal of Wildlife Management* 72(1):123-32.
- Hötker, H., K.-M. Thomsen & H. Köster, 2006. Impacts on biodiversity of exploitation of renewable energy sources: the example of birds and bats. Facts, gaps in knowledge, demands for further research, and ornithological guidelines for the development of renewable energy exploitation. Michael-Otto-Institut im NABU, Bergenhusen.
- Jain, A.A., R.R. Koford, A.W. Hancock & G.G. Zenner, 2011. Bat mortality and activity at a northern Iowa wind resource area. *American Midland Naturalist* 165:185-200.
- James, V. 2013. Marine Renewable Energy: A Global Review of the Extent of Marine Renewable Energy Developments, the Developing Technologies and Possible Conservation Implications for Cetaceans. WDC, Whale and Dolphin Conservation 2013. http://uk.whales.org/sites/default/files/3_-_wdc_marine_renewables_2013_lowresnomarks.pdf.
- Janss, G., 2000. Bird Behavior In and Near a Wind Farm at Tarifa, Spain: Management Considerations. PNAWPPM-III. Proceedings National Avian-Wind Power Planning Meeting III, San Diego, California, May 1998. Blz. 110-114. LGL Ltd., Environmental Research Associates. King City, Ontario Canada.
- Johnson, G.D., W.P. Erickson, M.D. Strickland, M.F. Shepherd, D.A. Shepherd & S.A. Sarappo, 2002. Collision mortality of local and migrant birds at a large-scale wind-power development on Buffalo Ridge, Minnesota. *Wildlife Society Bulletin* 30(3):879-87.
- Kerlinger, P., J.L. Gehring, W.P. Erickson, R. Curry, A. Jain & J. Guarnaccia, 2010. Night migrant fatalities and obstruction lighting at wind turbines in North America. *Wilson Journal of Ornithology* 122(4):744-54.

- Kikuchi, R., 2010. Risk formulation for the sonic effects of offshore wind farms on fish in the EU region. *Marine Pollution Bulletin* 60:172-77.
- Koschinski, S., B.M. Culik, O.D. Henriksen, N. Tregenza, G. Ellis, C. Jansen & G. Kathe, 2003. Behavioural reactions of free-ranging porpoises and seals to the noise of a simulated 2 MW windpower generator. *Marine Ecology Progress Series* 265: 263-73.
- Krijgsveld, K.L., K. Akershoek, F. Schenk, F. Dijk, H. Schekkerman & S. Dirksen, 2009. Collision risk of birds with modern large wind turbines: reduced risk compared to smaller turbines. *Ardea* 97(3): 357-366.
- Kunz, T.H., E.B. Arnett, B.M. Cooper, W.P. Erickson, R.P. Larkin, T. Mabee, M.L. Morrison, M. Strickland & J.M. Szewczak, 2007. Assessing impacts of wind - energy development on nocturnally active birds and bats: a guidance document. *The Journal of Wildlife Management* 71(8): 2449-2486.
- Kunz, T.H., E.B. Arnett, W.P. Erickson, A.R. Hoar, G.D. Johnson, R.P. Larkin, M.D. Strickland, R.W. Thresher & M.D. Tuttle, 2007. Ecological impacts of wind energy development on bats: Questions, research needs, and hypotheses. *Frontiers in Ecology and the Environment* 5(6): 315-24.
- Kuvlesky Jr., W.P., L.A. Brennan, M.L. Morrison, K.K. Boydston, B.M. Ballard & F.C. Bryant, 2007. Wind energy development and wildlife conservation: Challenges and Opportunities. *Journal of Wildlife Management* 71(8):2487-98.
- Lagrange H., E. Roussel, A.-L. Ughetto, F. Melki & C. Kerbirou (2012) *Chirotech - Bilan de 3 années de régulation de parcs éoliens pour limiter la mortalité des chiroptères. Rencontres nationales é chauvessouris è de la SFEPM (France).* (cited in EUROBATS 2013).
- Langhammer, O., 2012. Artificial reef effect in relation to offshore renewable energy conversion: State of the art. *The Scientific World Journal* Volume 2012, Article ID 386713, 8 pages.
- Langston, R.H.W. & J.D. Pullan, 2003. Windfarms and birds: an analysis of windfarms on birds, and guidance on environmental assessment criteria and site selection issues. RSPB/BirdLife report. BirdLife / Council of Europe, Strasbourg.
- Larsen, J.K. & M. Guillemette, 2007. Effects of wind turbines on flight behaviour of wintering common eiders: implications for habitat use and collision risk. *Journal of Applied Ecology* 44: 516-522.
- Leddy, K.L, K.F. Higgins & D.E. Naugle, 1999. Effects of wind turbines on upland nesting birds in Conservation Reserve Program grasslands. *The Wilson Bulletin* 111(1):100-04.
- Lekuona, J.M., 2001. *Uso del espacio por la avifauna y control de la mortalidad de aves y murciélagos en los parques eólicos de navarra durante un ciclo anual.* Gobierno de Navarra, En Pamplona.
- Lekuona, J.M. & C. Ursua, 2007. Avian mortality in wind power plants of Navarra (Northern Spain). M. de Lucas, G.F.E. Janss & M. Ferrer. *Birds and Wind Power.* Blz. 177-192. Lynx Editions. Barcelona, Spain.
- Lindeboom, H.J., H.J. Kouwenhoven, M.J.N. Bergman, S. Bouma, S. Brasseur, R. Daan, R.C. Fijn, D. de Haan, S. Dirksen, R. van Hal, R. Hille Ris Lambers, R. ter Hofstede, K.L. Krijgsveld, M.F. Leopold & M. Scheidat, 2011. Short-term ecological effects of an offshore wind farm in the Dutch coastal zone; a compilation. *Environmental Research Letters* 6: doi:10.1088/1748-9326/6/3/035101.

- Lovich, J.E. & J.R. Ennen, 2013. Assessing the state of knowledge of utility-scale wind energy development and operation on non-volant terrestrial and marine wildlife. *Applied Energy* 103:52-60.
- de Lucas, M., G.F.E. Janss, D.P. Whitfield & M. Ferrer, 2008. Collision fatality of raptors in wind farms does not depend on raptor abundance. *Journal of Applied Ecology* 45(6): 1695-1703.
- Maglio, A., 2013. Anthropogenic noise and marine mammals. Review of the effort in addressing the impact of anthropogenic underwater noise in the ACCOBAMS and ASCOBANS areas. ACCOBAMS MOP5/2013/Doc22. Joint ACCOBAMS ASCOBANS Noise Working Group.
- Madsen, J. & D. Boertmann 2008. Animal behavioral adaptation to changing landscapes: spring-staging geese habituate to wind farms. *Landscape ecology* 23(9): 1007-1011.
- Madsen, P.T., M. Wahlberg, J. Tougaard, K. Kucke & P. Tyack 2006. Wind turbine underwater noise and marine mammals: Implications of current knowledge and data needs. *Marine Ecology Progress Series* 309:279-95.
- Martin, G.R., 2010. Bird collisions: a visual or a perceptual problem. *BOU Proceedings Climate Change and Birds*: 1-4.
- Masden, E.A., D.T. Haydon, A.D. Fox, R.W. Furness, R. Bullman & M. Desholm 2009. Barriers to movement: impacts of wind farms on migrating birds. *ICES Journal of Marine Science: Journal du Conseil* 66(4): 746-754.
- Meitner, C.J., L.P. Brower & A.K. Davis 2004. Migration patterns and environmental effects on stopover of monarch butterflies (Lepidoptera, Nymphalidae) at Peninsula Point, Michigan. *Environmental Entomology* 33(2):249-256.
- Niermann, I., R. Brinkmann, F. Korner-Nievergelt & O. Behr, 2011. Systematische Schlagopfersuche - Methodische Rahmenbedingungen, statistische Analyseverfahren und Ergebnisse. In Brinkmann *et al.* 2011.
- Normandeau, Exponent, T. Tricas & A. Gill, 2011. Effects of EMFs from Undersea Power. Cables on Elasmobranchs and Other Marine Species. U.S. Dept. of the Interior, Bureau of Ocean Energy Management, Regulation, and Enforcement, Pacific OCS Region, Camarillo, CA. OCS Study BOEMRE 2011-09.
- Noise Working Group, 2012. Report of the Noise Working Group. Document 4-08. 19th ASCOBANS Advisory Committee Meeting AC19/Doc.4-08 (WG). Galway, Ireland, 20-22 March Dist.
- Öhman, M.C., P. Sigray & H. Westerberg, 2007. Offshore windmills and the effects of electromagnetic fields on fish. *AMBIO: A Journal of the Human Environment* 36(8):630-33.
- Ontario Ministry of Natural Resources, 2011. Birds and Bird Habitats: Guidelines for Wind Power Projects. Queen's Printer, Ontario, Canada.
- Pagel, J.E., K.J. Kritz, B.A. Millsap & R.K. Murphy, 2013. Bald eagle and golden eagle mortalities at wind energy facilities in the contiguous United States. *Journal of Raptor Research* 47(3):311-315.
- Pearce-Higgins, J.W., L. Stephen, R.H.W. Langston, I.P. Bainbridge & R. Bullman, 2009. The distribution of breeding birds around upland wind farms. *Journal of Applied Ecology* 46: 1323-1331.
- Percival, S.M., 2005. Birds and wind farms - what are the real issues? *British Birds* 98: 194-204.
- Petersen, I.K., T.K. Kjær, J. Kahlert, M. Desholm & A.D. Fox, 2006. Final results of bird studies at the offshore wind farms at Nysted and Horns Rev, Denmark.

- Århus, Denmark, National Environmental Research Institute, Department of Wildlife Ecology and Biodiversity.
- Pettersson, J., 2005. The impact of offshore wind farms on bird life in Southern Kalmar Sound, Sweden. A final report based on studies 1999 – 2003. Swedish Energy Agency, Lund University.
- Pine, M.K., A.G. Jeffs & C.A. Radford, 2012. Turbine sound may influence the metamorphosis behavior of estuarine crab megalope. *PLoS ONE* 7(12):e51790.
- Poot, H., B.J. Ens, H. de Vries, M.A.H. Donners, M.R. Wernand & J.M. Marquenie, 2008. Green light for nocturnally migrating birds. *Ecology and Society* 13(2): 47.
- Poot M.J.M., P.W. van Horssen, M.P. Collier, R. Lensink, Dirksen 2011. Effect studies Offshore Wind Egmond aan Zee: cumulative effects on seabirds. A modelling approach to estimate effects on population levels in seabirds. Bureau Waardenburg report 11-026.
- Powlesland, R., 2009. Impact of wind farms on birds: a review. Science for Conservation. Department of Conservation, Wellington.
- Reichenbach, M. & H. Steinborn, 2006. Windkraft, Vögel, Lebensräume – Ergebnisse einer fünfjährigen BACI-Studie zum Einfluss von Windkraft- anlagen und Habitatparametern auf Wiesenvögel. *Osnabrücker Naturwissenschaftliche Mitteilungen* 32: 243-259.
- Reubens, J.T., F. Pasotti, S. Degraer & M. Vincx, 2013a. Residency, site fidelity and habitat use of Atlantic cod (*Gadus morhua*) at an offshore wind farm using acoustic telemetry. *Marine Environmental Research* 90:128-35.
- Reubens, J.T., M. De Rijcke, S. Degraer & M. Vincx, 2013b. Diel variation in feeding and movement patterns of juvenile Atlantic cod at offshore wind farms. *Journal of Sea Research* (2013) <http://dx.doi.org/10.1016/j.seares.2013.05.005>
- Richardson, W.J., 2000. Bird Migration and Wind Turbines: Migration Timing, Flight Behavior, and Collision Risk. PNAWPPM-III. Proceedings National Avian-Wind Power Planning Meeting III, San Diego, California, May 1998. Blz. 132-140. LGL Ltd., Environmental Research Associates. King City, Ontario Canada.
- Russell, A. P., A. M. Bauer, and M. K. Johnson. 2005. Migration in amphibians and reptiles: An overview of patterns and orientation mechanisms in relation to life history strategies. Springer-Verlag Berlin Heidelberg, pp 151-203.
- Rydell, J., H. Engström, A. Hedenström, J.K. Larsen, J. Pettersson & M. Green, 2012. The effect of wind power on birds and bats—a synthesis. The Swedish Environmental Protection Agency, Report.
- Scheidat, M., J. Tougaard, S. Brasseur, J. Carstensen, T. van Polanen Petel, J. Teilmann & P. Reijnders, 2011. Harbour porpoises (*Phocoena phocoena*) and wind farms: a case study in the Dutch North Sea. *Environmental Research Letters* 6(2): 025102.
- Smallwood, K.S., 2007. Estimating wind turbine-caused bird mortality. *The Journal of Wildlife Management* 71(8): 2781-2791.
- Smallwood, K.S. & C. Thelander, 2008. Bird mortality in the Atlatomont Pass Wind Resource Area, California. *Journal of Wildlife Management* 72(1):215-23.
- Smallwood, K.S., L. Ruge & M.L. Morrison, 2009. Influence of behavior on bird mortality in wind energy developments. *Journal of Wildlife Management* 73(7):1082-98.
- Spaans, A.L., L.M.J. van den Bergh, S. Dirksen & J. van der Winden, 1998. Windturbines en vogels: hoe hiermee om te gaan? *De Levende Natuur* 99(3): 115-121.

- Stevens, T.K., A.M. Hale, K.B. Karsten & V.J. Bennett, 2013. An analysis of displacement from wind turbines in a wintering grassland bird community. *Biodiversity Conservation* 22:1755-67.
- Stewart, G.B., A.S. Pullin & C.F. Coles, 2005. Systematic Review No. 4: Effects of Wind Turbines on Bird Abundance. Review Report. Centre for Evidence-Based Conservation, University of Birmingham, Birmingham, UK.
- Stewart, G.B., A.S. Pullin & C.F. Coles, 2007. Poor evidence-base for assessment of windfarm impacts on birds. *Environmental Conservation* 34(1):1-11.
- Strickland, M.D., E.B. Arnett, W.P. Erickson, D.H. Johnson, M.L. Morrison, J.A. Shaffer & W. Warren-Hicks, 2011. Comprehensive Guide to Studying Wind Energy/Wildlife Interactions. Prepared for the National Wind Coordinating Collaborative, Washington, D.C., USA.
- Thelander, C.G. & K.S. Smallwood, 2007. The Altamont Pass Wind Resource Area's effects on birds: A case history. M. de Lucas, G.F.E. Janss & M. Ferrer. *Birds and wind farms. Risk assessment and mitigation*. Quercus. Madrid.
- Thelander, C.G., K.S. Smallwood & L. Ruge, 2003. Bird risk behaviors and fatalities at the Altamont Pass Wind Resource Area. National Renewable Energy Laboratory, Golden, Colorado, USA.
- Thompson, D., Hall, A.J., Lonergan, M., McConnell, B. & Northridge, S., 2013. Current status of knowledge of effects of offshore renewable energy generation devices on marine mammals and research requirements. Edinburgh: Scottish Government.
- <http://www.scotland.gov.uk/Resource/0043/00434726.pdf>
- Thompson, P.M., D. Lusseau, T. Barton, D. Simmons, J. Rusin & H. Bailey, 2010. Assessing the responses of coastal cetaceans to the construction of offshore wind turbines. *Marine Pollution Bulletin* 60(8): 1200-1208.
- Thomsen, F., K. Lüdemann, R. Kafemann & W. Piper, 2006. Effects of offshore wind farm noise on marine mammals and fish. Biola, Hamburg, Germany.
- Tougaard, J., P.T. Madsen & M. Wahlberg, 2008. Underwater noise from construction and operation of offshore wind farms. *Bioacoustics* 17(1-3): 143-146.
- Tougaard, J., O.D. Henriksen & L.A. Miller, 2009. Underwater noise from three types of offshore wind turbines: Estimation of impact zones for harbor porpoises and harbor seals. *Journal of the Acoustical Society of America* 125: 3766-3773.
- U.S. Department of Energy, 2009. Report to Congress on the potential environmental effects of marine and hydrokinetic energy technologies.
- U.S. Fish and Wildlife Service, 2012. Land-based Wind Energy Guidelines. US Fish and Wildlife Service.
- Vanermen, N., R. Brabant, E. Stienen, W. Courtens, T. Onkelinx, M. van de Walle, H. Verstraete, L. Vigin & S. Degraer 2013a Bird monitoring at the Belgian offshore wind farms: results after five years of impact assessment. In: Degraer, S., R. Brabant & B. Rumes (eds) 2013. Environmental impacts of offshore wind farms in the Belgian part of the North Sea: Learning from the past to optimise future monitoring programmes, Royal Belgian Institute of Natural Sciences, Operational Directorate Natural Environment, Marine Ecology and management Section 239 pp.
- Vanermen, N., E. Stienen, W. Courtens, M. van de Walle & H. Verstraete 2013b. Attraction of seabirds. In: Degraer, S., R. Brabant & B. Rumes (eds) 2013. Environmental impacts of offshore wind farms in the Belgian part of the North Sea: Learning from the past to optimise future monitoring programmes, Royal

- Belgian Institute of Natural Sciences, Operational Directorate Natural Environment, Marine Ecology and management Section 239 pp.
- Von Brauneis, W., 2000. Der Einfluß von Windkraftanlagen (WKA) auf die Avifauna, dargestellt insb. am Beispiel des Kranichs *Grus grus*. Ornithologische Mitteilungen(52): 410-415.
- Wahlberg, M. & H. Westerberg, 2005. Hearing in fish and their reactions to sounds from offshore wind farms. Marine Ecology Progress Series 288:295-309.
- Walter, W.D., D.M. Leslie, Jr. & J.A. Jenks, 2006. Response of Rocky Mountain elk (*Cervus elaphus*) to wind-power development. American Midland Naturalist 156(2):363-75.
- Whitfield, D.P. & M. Madders, 2006. A review of the impacts of wind farms on hen harriers *Circus cyaneus* and an estimation of collision avoidance rates. Natural Research Ltd, Banchory, Aberdeenshire, Scotland.
- Whitt, A.D., K. Dudzinski & J.R. Laliberté, 2013. North Atlantic right whale distribution and seasonal occurrence in nearshore waters off New Jersey, USA, and implications for management. Endangered Species Research 20:59-69.
- Wilhelmsson, D., T. Malm & M.C. Öhman, 2006. The influence of offshore windpower on demersal fish. ICES Journal of Marine Science 63:775-84.
- Wilhelmsson, D., T. Malm, R. Thompson, J. Tchou, G. Sarantakos, N. McCormick, S. Luitjens, M. Gullström, J.K. Patterson Edwards, O. Amir & A. Dubi (eds.) 2010. Greening Blue Energy: Identifying and managing the biodiversity risks and opportunities of off shore renewable energy. Gland, Switzerland, IUCN.
- Wilson, B., Batty, R.S., Daunt, F., Carter, C., 2007a. Collision risks between marine renewable energy devices and mammals, fish, and diving birds. Report to the Scottish Executive. Scottish Association for Marine Science, Oban, Scotland, PA37 1QA.
- Winkelman, J.E., 1992a. De invloed van de Sep-proefwindcentrale te Oosterbierum (Fr.) op vogels. 1. Aanvaringslachtoffers. RIN-rapp. 92/2. IBN-DLO, Arnhem.
- Winkelman, J.E., 1992b. De invloed van de Sep-proefwindcentrale te Oosterbierum (Fr.) op vogels. 2. Nachtelijke aanvaringskansen. RIN-rapp. 92/3. IBN-DLO, Arnhem.
- Winkelman, J.E., 1992c. De invloed van de Sep-proefwindcentrale te Oosterbierum (Fr.) op vogels. 3. Aanvliegedrag overdag. RIN-rapp. 92/4. IBN-DLO, Arnhem.
- Winkelman, J.E., 1992d. De invloed van de Sep-proefwindcentrale te Oosterbierum (Fr.) op vogels. 4. Verstoring. RIN-rapp. 92/5. IBN-DLO, Arnhem.
- Winkelman, J.E., F.H. Kistenkas & M.J. Epe, 2008. Ecologische en natuurbeschermingsrechtelijke aspecten van windturbines op land. Alterra, Wageningen.
- Witherington, B.E., R.E. Martin 2003. Understanding, assessing, and resolving light-pollution problems on sea turtle nesting beaches. Florida Wildlife Research Institute Technical Report TR-2. 3rd Edition Revised. vi + 72 p.
- Yalçın-Özdilek, S. & S. Yalçın 2012. Wind Energy Plants and Possible Effects on Samandağ Sea Turtles. Marine Turtle Newsletter 133:7-9.

8 Discussion and conclusions

8.1 Renewable energy

Renewable energy use has increased substantially over the years. Some types, such as hydropower, already have been used for decades while other technologies are currently under development, leading to progressive growth in the extent of the renewables sector.

It is recognized that the production of all forms of energy from renewable sources makes a significant positive contribution to climate change mitigation. Nevertheless, all these renewable energy deployments can be regarded as power plants with their corresponding infrastructure potential affecting migratory species. As migratory species by definition have a breeding area geographically separated from non-breeding habitats, individuals and populations can be affected at several points during their life cycle: at breeding areas, during migration or at migratory stopover sites, or at non-breeding areas. Impacts can be cumulative and result from combinations of comparable or different renewable energy deployments, as well as other factors.

This review shows that relatively few well-documented scientific studies on effects are available. Most reviews speculate as to theoretical impacts without evidence. This has implications for the current review which focussed on scientific papers, although other materials and expert opinion have been used in the absence of published information.

Table 8.1. Overview of main impacts of renewable energy technologies deployment on migratory species. Due to differences in scale and distribution world-wide effects differ substantially.

Energy	Regionally or locally high impact, but with no significant impact on the overall species population	impacts on population level known	impacts on population level likely
Biomass	habitat loss for all species groups	-(small scale)	-(small scale)
Geothermal	few bird, mammal and fish species	-	-
Hydropower	Many fish species and some bird species	several fish species one extinction	fish, fresh water cetaceans
Ocean energy	Fish, sea turtles, birds crustaceans and squid	-	-
Solar power	habitat loss for all species groups	-(small scale)	-(small scale)
Wind energy	many species of birds, bats	few bird species	birds and bats

8.2 Scale and cumulative effects

Some renewable energy deployments still have a small or local scale (ocean energy, geothermal) while others are widespread and abundant (e.g. hydropower and wind energy). Most production remains in northern Europe and North Africa, other than hydropower which is more globally widespread. This means in general that effects of widely used deployments are larger and more widespread, significant and also better studied. However, renewable energy deployments need not always be large enough to have significant impacts. Small-scale deployments can affect species even at a population level. Examples have been provided for fish or cetacean species depending on a single river ecosystem or wind farms affecting soaring birds at strategic migration bottlenecks.

In general scale is an important, yet hardly studied, subject. As the size or the total number of power plants increases the effects can be expected to grow. This is especially the case if mitigation is not applicable or insufficiently applied. To date, very few attempts have been made to model or study effects at larger scales such as population level, or effects throughout the entire migration route or for birds “flyway”. The long migratory paths hamper sound studies of effects at an international level and different types of effects (not only from the construction and operation of renewable energy) can also accumulate.

As the numbers of renewable energy deployments has increased so has the attention on cumulative effects. Few published studies have attempted to quantify the cumulative effects of wind farms, although several studies mention its importance (Drewitt & Langston 2006; Masden *et al.* 2010). These studies mostly focus on the effects on birds. The cumulative effects of multiple wind farms might not necessarily be the sum of the effects of component wind farms; it may be more or it maybe less. Furthermore, cumulative effect studies should also consider other developments and pressures of differing types, such as other forms of habitat loss or degradation and obstacles to migration.

A number of studies consider cumulative effects in relation to assessing the effects of wind farms although provide no quantitative assessment (Exo *et al.* 2003; Desholm & Kahlert 2005). Poot *et al.* (2011) made one of the first attempts to assess the effects of about ten planned wind farms on the population levels of birds in the North Sea area. Despite the assumptions made, such as the effects of the ten wind farms being additive, few effects were noted at the population level for the species assessed, despite the worst-case scenario that was adopted in the modelling.

Bellebaum *et al.* (2013) suggested that cumulative effects of the current number of terrestrial wind farms could soon influence the German population of Red Kites. Cumulative effects may have more influence on some aspects of the impacts of wind farms than on others. For example, barrier effects on birds are generally small compared to collisions; however, barrier effects of multiple wind farms may play an important role in increasing energy expenditure and ultimately survival of migratory birds (Masden *et al.* 2009). In the future, potential barrier effects to migratory fish and marine mammals may develop, as more offshore wind energy projects become

operational.

Wind farms also result in cumulative impacts for non-avian species groups. Carstensen *et al.* (2006) suggested that cumulative effects may occur for harbour porpoises, particularly where multiple developments occur within their population range. The assessment of the cumulative effects of wind farms, particularly in combination with other forms of developments, remains difficult to assess quantitatively. In the absence of empirical data, modelling is likely to remain an important tool.

Bare *et al.* (2009) provided fragmentation models for short distance migrants and resident tortoises assessing possible long-term effects on movements and gene flow. Their results indicated that climate change impacts to species connectivity could be compounded by renewable energy developments, which decrease core and highly suitable habitat and can act as major obstacles to migration and gene flow.

Fragmentation of habitat has the potential to have a major effect on migratory species. Tsoutsos *et al.* (2005) reported that if very large areas are being used for industrial scale solar plants there is potential for a regional or flyway scale impact on migratory soaring bird populations. Instances where solar arrays occupying habitat at known resting sites for migratory species or if the cumulative impact on a population has not been appropriately evaluated, could result in the risk of abandonment of an area, leading to disruption of linkages within the landscape.

If very large areas are being used for energy production and cumulative impacts have not been assessed, which can indicate if there is a region or flyway scale impact on migratory soaring bird population, or if solar arrays occupying habitat at known resting sites forcing abandonment of an area, linkages within the landscape could be disrupted. In addition, solar power and biomass generation technologies often need additional transmission lines (Turney and Fthenakis 2011), which can add to cumulative effects on migratory pathways.

Population-scale effects occur for other groups of species than birds. For instance the European eel (*Anguilla anguilla*) stock is severely depleted. According to estimates from the International Council for Exploration of the Seas (ICES), recruitment is only 1% of levels before the 1980s. According to EU legislation, EU Member States need take measures that allow 40% of adult eels to escape from inland waters to the sea so as to spawn. To demonstrate how they intend to meet the target, EU countries have drawn up national eel management plans at river-basin level. In their plans, EU countries propose measures such as: limiting fisheries, making it easier for fish to migrate through the rivers and restocking suitable inland waters with young eel (<http://ec.europa.eu/fisheries/>).

The assessment of population scale effects is the major current conservation challenge

8.3 Diversity in impacts

Impacts vary in their magnitude. Impacts can include adult mortality, loss of breeding habitat and disturbance effects. Simple summarisation is difficult given the highly variable ecological characteristics of the species involved and the diverse settings in which impacts occur. Moreover, even amongst closely related species substantial differences in impacts can occur, making predictions difficult.

For example, mortality arising from wind turbine strikes is typically much greater for vultures in Asia, Africa and Europe than for many other bird species. This makes impact assessments difficult if new species or sites are involved without existing knowledge, although broad knowledge of the ecological and morphological characteristics of the species concerned are always helpful as a guide.

In many countries with new developments, existing knowledge is not always used and effects are sometimes exaggerated and the research focus is not always the most effective from the conservation point of view. For instance there is more capability to study wind turbine effects on migratory birds in some countries. But some developments are more straightforward to assess, for example riverine hydropower dams are likely to impact multiple species of migratory fish.

8.4 Strategic planning and research to avoid conflicts

Proper planning and research is essential to minimise the effects. This means planning at a (inter)national level as well as site specific. In many cases the effects can be substantially lower if planned well or if mitigation is included. For instance in The Netherlands this is the policy since the early start of wind farm development. The Netherlands is important for millions of migratory bird species distributed over many fresh and marine wetlands making billions of movements annually bringing about collision risk with such developments. Currently a total number of ca. 2,000 wind turbines are present at 41,000 km² surface, with a substantial overlap with bird-rich lowland landscapes. But to date no serious impacts on regional or national populations of migratory bird species have been identified. The policy to achieve and safeguard this, are the implementation of sound research combined with Strategic Impact Assessments and followed up with site specific Environmental Impact Assessments. In North America, government sponsored environmental studies such as those being undertaken by the US Bureau of Ocean Energy Management, are expanding the knowledge base for examining regional or cumulative effects that may result from ocean-based renewable energy deployments.

Connectivity information is essential to understand and minimize impacts to threatened populations. Currently, we know year-round ranges for many species but information about migratory routes is generally scarce. Research to-date has focused heavily on temperate regions and often covers only one period of the annual cycle (<http://www.migratoryconnectivityproject.org>). Information on migratory routes is

essential in the planning phase of renewable energy developments. Modelling can be a helpful instrument for this (e.g. Roever *et al.* 2013).

The current study summarizes impacts on migratory species and can be used as a reference in Environmental Impact Assessments at a local scale. In addition to this review document, a guideline document will be presented addressing relevant issues for impact assessment studies.

[Flyway WG] Importance of the precautionary approach would be useful to mention here, in the lack of evince of no/low impact on migratory species.

8.5 Positive impacts

The review lists at least some positive effects for migratory species. Although generally the negative effects are larger, some distinct positive effects have been found, such as the creation of new water bodies behind dams for migratory waterbirds or new habitat for certain species as a result of biomass crops.

8.6 Post construction monitoring

In general post-construction monitoring does not always occur and many aspects of impacts are poorly assessed and documented. There are two motivations for post-construction impact assessments. The first is to provide information that will allow better input into planning decisions regarding further energy developments, and so reduce future impacts. The second is to understand the nature of impacts so as to provide information of use in provision of mitigation measures, either locally at the site concerned, or elsewhere.

Post-construction monitoring and studies on the effectiveness of mitigation should always be published (for example in the journal *Conservation Evidence*) to have the information widely available.

8.7 Gaps in knowledge

In the topic-specific sections essential gaps in knowledge have been identified. The gaps can be site specific if the behaviour of a certain species is insufficiently known in relation to the development. But especially at a larger scale the gaps are linked to impacts on populations and migratory pathways. Many gaps in knowledge can be fulfilled if post construction monitoring is applied in conjunction with studies of animal behaviour or densities in the vicinity of the power plants. But for the larger scale impacts population models, connectivity studies are needed and migration hot spots should be identified.

8.8 Conclusions

- All types of renewable energy deployments can have impacts on migratory species.
- Depending on the development in time of the type of energy studies are available on the magnitude and types of impacts. For instance for wind energy more studies are available than for ocean energy or solar energy. This differs also for species groups as for birds more information is available than for bats or insects.
- The examination of potential barrier effects on bird migrations should be expanded to migratory fish and marine mammals for ocean-based energy developments.
- Not all species within one order or family are the same. The diversity in impacts is rather large and makes general statements difficult.
- Relatively few well-documented impacts are available. Most documents and reviews include speculations on impacts. This is partly caused by the lack of proper pre- and post construction monitoring in many cases. This causes exaggeration or underestimation of effects.
- The current study summarizes impacts on migratory species and can be used as a reference in Environmental Impact Assessments at a local scale. In addition to this review, a guideline document will be presented addressing relevant issues for impact assessment studies.
- So far very few large-scale impacts are known. Only few examples are available indicating population impacts. This is partly caused by the lack of proper (cumulative) studies, but mostly by the relative small current scale for renewable energy.

Table 8.2 Taxonomic group levels considered for migratory species in this review (simplified according to table 1.1) with a summary of current and possible short term impacts. M= mortality, H= habitat impacts, B = barrier effects, 0= zero or negligible effects, ? = effects completely unknown

Annex I/II species	Biomass	Geo-thermal	Hydro-power	Ocean Energy	Solar Energy	Wind Energy
Bats	H	?	+	0	H	M,H
Whales and dolphins	0	0	H	H,B	0	H
Gorillas	H	?	0	0	0	0
Dugongs	0	0	?	H	0	H
Seals	0	0	H	H,B	0	H
Elephants	H	?	0	0	?	0
Ungulates	H	?	0	0	H	H
Carnivora	H	?	0	0	H	H
Penguins	0?	0	0	H	H	0
Flamingos	0	?	0	0	H	M,H
Pelicans	H	?	+	?	H	M,H
Ducks, swans and geese	H	?	+	?	H	M,H
Herons	H	?	+	0	H	M,H
Ibises	H	?	+	0	H	M,H
Storks	H	?	+	0	H	M,H
New World vultures	H	?	0	0	H	M,H
Other raptors	H	?	0	0	H	M,H
Rails	H	?	+	0	H	M,H
Cranes	H	?	+	0	H	M,H
Bustards	H	?	0	0	H	M,H
Waders	H	?	+	0	H	M,H
Gulls and terns	H	?	+	?	H	M,H
Warblers	H	?	0	0	H	M,H
Albatrosses and petrels	H	0	0	H?	H	M,H
Sea turtles	H	0	0	H,B?	0	H,B
Crocodiles	H	?	H/+	0	0	H
Sturgeons	0	?	B,H	?	H	0
Catfish	0	?	B,H	0	H	0
Sharks	0	0	B,H	B,H	0	0?
Rays	0	0	B,H	B,H	0	0?
Salmon and Eel	0	?	B,H	?	H	0
Monarch butterfly	H	?	0	0	H	H

8.9 Literature

- Bare, L., T. Bernhardt, T. Chu, M. Gomez, C. Noddings, M. Viljoen & L. Hannah, 2009. Cumulative Impacts of Large-scale Renewable Energy Development in the West Mojave. Effects on habitat quality, physical movement of species, and gene flow. University of California, Santa Barbara. Donald Bren School of Environmental Science and Management.
- Bellebaum, J., Korner-Nievergelt, F., Durr, T. & U. Mammen, 2013. Wind turbine fatalities approach a level of concern in a raptor population. *Journal for Nature Conservation* 21(6): 394-400.
- Carstensen, J., O.D. Henriksen & J. Teilmann, 2006. Impacts of offshore wind farm construction on harbour porpoises: acoustic monitoring of echo-location activity using porpoise detectors (T-PODs). *Marine Ecology Progress Series* 321: 295-308.
- Desholm, M. & J. Kahlert, 2005. Avian collision risk at an offshore wind farm. *Biology Letters* 1: 296-298.
- Drewitt, A.L. & R.H.W. Langston, 2006. Assessing the impacts of wind farms on birds. *Ibis* 148(1): 29-42.
- Exo, K.M., Huppopp, O. & S. Garthe, 2003. Birds and offshore wind farms: a hot topic in marine ecology. *Wader Study Group Bulletin* 100: 50-53.
- Masden, E.A., D.T. Haydon, A.D. Fox, R.W. Furness, R. Bullman & M. Desholm, 2009. Barriers to movement: impacts of wind farms on migrating birds. *ICES Journal of Marine Science: Journal du Conseil* 66(4): 746-754.
- Masden, E.A., A.D. Fox, R.W. Furness, R. Bullman & D.T. Haydon, 2010. Cumulative impact assessments and bird/wind farm interactions: Developing a conceptual framework. *Environmental Impact Assessment Review* 30(1): 1-7.
- Poot M.J.M., P.W. van Horsen, M.P. Collier, R. Lensink & S. Dirksen, 2011. Effect studies Offshore Wind Egmond aan Zee: cumulative effects on seabirds. A modelling approach to estimate effects on population levels in seabirds. Bureau Waardenburg report 11-026.
- Roever, C. L., R. J. van Aarde, and K. Leggett. 2013. Functional connectivity within conservation networks: Delineating corridors for African elephants. *Biological Conservation* 157: 128-135. doi: 10.1016/j.biocon.2012.06.025. Key words: African elephant, circuit theory, conservation network, connectivity, corridor, habitat selection, *Loxodonta africana*, mammals, resource selection function
- Tsoutsos, T., Frantzeskaki, N. & V. Gekas, 2005. Environmental impacts from the solar energy technologies. *Energy Policy* 33: 289-296.
- Turney, D. & V. Fthenakis, 2011. Environmental impacts from the installation and operation of large-scale solar power plants. *Renewable and Sustainable Energy Reviews* 15: 3261-3270.

Species lists

Annex I/II species	Order	taxonomic group	nr species	habitat
Bats	1. Mammalia		40	terrestrial
Whales and dolphins	1. Mammalia	Cetacea	50	marine
Gorillas	1. Mammalia	Primates	1	terrestrial
Dugongs	1. Mammalia	Sirenia	4	marine
Seals	1. Mammalia	Pinnipedia	4	marine
Elephants	1. Mammalia	Loxodonta	2	terrestrial
Ungulates	1. Mammalia	Ungulata	24	terrestrial
Carnivora	1. Mammalia	Carnivora	4	terrestrial
Gorillas	1. Mammalia		2	terrestrial
Penguins	2. Aves	Spheniscidae	2	marine
Flamingos	2. Aves	Phoenicopteridae	5	water
Pelicans	2. Aves	Pelicanidae	2	water
Ducks and geese	2. Aves	Anatidae	52	water
Herons	2. Aves	Ardeidae	8	water
Ibises	2. Aves	Threskiornitidae	5	water
Storks	2. Aves	Ciconidae	5	terrestrial
New World vultures	2. Aves	Cathartidae	1	terrestrial
Hawks, eagles, kites, harriers and Old World vultures	2. Aves	Accipitridae	47	terrestrial
Falcons and caracaras	2. Aves	Falconidae	16	terrestrial
Owls	2. Aves	Strigidae	12	terrestrial
Rails	2. Aves	Rallidae	6	water
Cranes	2. Aves	Grus	9	terrestrial
Bustards	2. Aves	Otididae	2	terrestrial
Avocets, stilts	2. Aves	Recurvirostridae	3	water
Plovers, dotterels and lapwings	2. Aves	Charadriidae	26	water
Pratincoles	2. Aves	Glareolidae	3	water
Sandpipers, curlews and sub-family Phalaropodina	2. Aves	Scolopacidae	35	water
Gulls and terns	2. Aves	Laridae	31	water
Old World warblers and sub-family Sylviinae	2. Aves	Muscicapidae	8	terrestrial
New World warblers	2. Aves		5	terrestrial
Albatrosses and petrels	2. Aves	Procellariiformes	38	marine
South American birds	2. Aves		5	terrestrial
rest, different families	2. Aves		20	
Sea turtles	3. Reptilia	Cheloniidae	8	marine
Leatherback sea turtle	3. Reptilia	Dermodochelyidae	1	marine
Crocodiles	3. Reptilia	Crocodylidae	2	river/marine
Sturgeons	4. Pisces	Acipenseridae	19	river
Catfish	4. Pisces	Siluridae	1	river
Sharks	4. Pisces	Selachimorpha	7	marine
Rays	4. Pisces		1	marine
Slamon and Eel	4. Pisces		2	marine/fresh
Insects	5. Insecta	Butterfly	1	terrestrial

Annex II groups

Annex I/II species	Order	taxonomic group	nr species	habitat
Evening bats	1. Mammalia	Vespertilionidae		terrestrial
Flamingos	2. Aves	Phoenicopteridae	5	water
Ducks and geese	2. Aves	Anatidae	52	water
New World vultures	2. Aves	Cathartidae	1	terrestrial
Hawks, eagles, kites, harriers and Old World vultures	2. Aves	Accipitridae	47	terrestrial
Falcons and caracaras	2. Aves	Falconidae	16	terrestrial
Cranes	2. Aves	Grus	9	terrestrial
Avocets, stilts	2. Aves	Recurvirostridae	3	water
Plovers, dotterels and lapwings	2. Aves	Charadriidae	26	water
Sandpipers, curlews and sub-family Phalaropodina	2. Aves	Scolopacidae	35	water
Old World Flycatchers and sub-family Sylviinae	2. Aves	Muscicapidae	8	terrestrial
Sea turtles	3. Reptilia	Cheloniidae	8	marine
Leatherback sea turtle	3. Reptilia	Dermochelyidae	1	marine

Additional groups agreements	Order	Nr species
ACAP (Albatrosses and Petrels)	Aves	28
AEWA (African-Eurasian Migratory Waterbirds)	Aves	255
ACCOBAMS (Mediterranean and Black Sea Cetaceans)	Mammalia	
ASCOBANS (Small Cetaceans of the North Sea)	Mammalia	
EUROBATS (European Bats)	Mammalia	52
GORILLAS	Mammalia	2
WADDEN SEA SEALS	Mammalia	2
WAAM (West African Aquatic Mammals)	Mammalia	32
Additional species groups		
Salmon <i>Salmo salar</i>	Pisces	1
Eel <i>Anguilla anguilla</i>	Pisces	1

For information on the species lists:

- CMS species lists (Annex I and II): <http://www.cms.int/documents/index.htm>
- Species lists of the CMS instruments: <http://www.cms.int/species/>

Annex 1 Examples of potential impact hotspots for migratory species

1.1 Introduction

This annex presents some worldwide examples where renewable energy technology deployments might have impact on migratory species, the so-called 'potential impact hotspots'. The available data do not allow for an exhaustive overview of hotspot areas of migratory species. Above this, there is no complete and detailed spatial overview of future renewable energy technologies deployment. The presented examples from the Americas, Europe and Africa give an idea in which way renewable energy technologies might affect migrating species. These examples can be used for SEA procedures to plan future development of RET at a national but preferably at an international level. The examples show that in most cases different types of technologies can affect different stages of the life cycle of migratory species at a different spatial and temporal scale.

Areas featuring exceptional concentrations of migratory species or important breeding or feeding grounds of migratory species ('hotspots') are particularly vulnerable for impacts by renewable energy technologies deployment. Identification of such vulnerable crux-points, both spatial bottlenecks and core spatial resources, along frequently used movement paths is a critical step towards conservation of migratory routes (Wall *et al.* 2012). This annex presents a number of examples of some vulnerable species and areas on a global scale. The focus is especially on species of the CMS Family instruments lists (e.g. CMS annex I and II) that are particularly susceptible on population level to fatalities, disturbance, displacement, habitat loss, migration route interruption and other negative impacts potentially caused by each type of renewable energy technologies deployment.

To give insight in 'potential conflict hotspots' the hotspots identified should be overlaid with maps of future renewable energy technologies deployment (e.g. the distribution of renewable energy potential in Africa, see figure A.1).

The information provided could be used to further assess potential impacts, including cumulative impacts and to assess if measures can be taken to avoid, mitigate or compensate impacts.



Figure A.1 Distribution of renewable energy potential in Africa (Source: Irena 2013).

1.2 The Americas

1.2.1 Monarch butterfly, biomass and wind energy

The monarch butterfly (*Danaus plexippus*) is known to migrate several thousands of miles over multiple generations from their reproduction grounds, primarily in eastern and central United States and Canada, to the wintering grounds in Mexico (Figure A.2).

Of the six renewable energy technologies researched as part of this report, wind energy was the only one that was identified as having a reasonable possibility of impacting migratory insect species in the North-western Hemisphere. However, throughout its life cycle, wind energy or biomass production might affect the insects at migration routes or staging sites.

Very little is known about what, if any, impacts onshore or offshore wind energy developments may have on this sensitive migratory insect. It has been postulated that wind currents created by rotating turbine blades may be sufficient to sweep away approaching butterflies before collision with the turbine (Grealey & Stephenson 2007). The authors of this study found currently no evidence that butterfly mortality or other potential impacts to butterflies, including monarchs, are of concern at commissioned wind energy facilities. However if there are any highly concentrated migration routes EIA's should include such impacts on this species.

During winter the insects can concentrate in huge numbers in small areas. This might imply substantial impacts if such places are diverted into crops for biomass production, especially if pesticides or herbicides are used. Within the reproduction areas the habitat degradation and decline of milkweed due to development of infrastructure might add to negative effects on this migratory species.



Figure A.2 North American monarch butterfly migration routes (Source: US Forest Service).

1.2.2 Hydropower development and fish within the Andean Amazon

Hydropower offers a reliable alternative source of domestically produced electricity to Neotropical countries; this is especially true in the Andean Amazon, where regional governments are prioritizing new hydroelectric dams as the centerpiece of long-term energy plans (Finer & Jenkins 2012). The six major Andean tributaries of the Amazon River (Caqueta, Madeira, Napo, Marañon, Putumayo, and Ucayali) span five countries including Bolivia, Brazil, Colombia, Ecuador, and Peru. There are currently 48 dams greater than 2 MW capacity in the Andean Amazon, with plans for an additional 151 such dams encompassing five of the six major tributaries over the next 20 years (Finer & Jenkins 2012, see Figure A.2). The majority of the planned dams would cause the first major break in connectivity between Andean headwaters and the lowland Amazon.

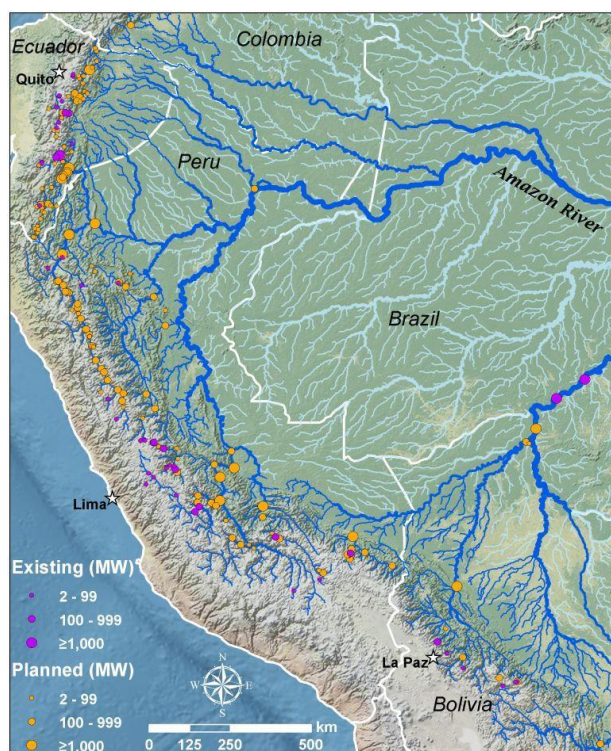


Figure A.3 Hydroelectric dams of the Andean Amazon sorted by status and capacity (Source: Finer & Jenkins 2012).

Carrying one-sixth of all freshwater transported by rivers, the Amazon River and its tributaries represent the largest river system in the world and contain the most diverse assemblage of fish fauna with over 940 described species (WWF & TNC 2013). Many fish migrate to spawn and feed in the resource-rich white-water channels and floodplains of the Andean tributaries from other low-fertility black-water and clear-water tributaries in the Amazon basin. These annual movements are the most common form of migration among Amazon fishes and are critical to maintaining the region's fisheries, because all commercially important species appear to spawn only in white waters (Goulding *et al.* 1997). Many fish species use the main stem and its Andean tributaries as migration corridors, most notably large predatory **catfish** (*Pimelodidae*) moving from brackish water upriver to Andean clear-water spawning areas. Unlike their relatives from other tropical systems, Amazonian migratory catfish cover long distances and exploit a great variety of habitats. During the low-water period (June-October), as seawater invades the estuary, a great number of catfish schools leave the brackish waters to move up the Amazon River and its tributaries (Barthem *et al.* 1991). The most remarkable of these migrations is that of the dorado, or dourada, catfish (*Brachyplatystoma* spp.), which travels as far as 5000 km from the Amazon estuary to the headwaters in Columbia, Bolivia and Peru (McClain & Naiman 2008).

The prioritization of new hydroelectric dams as the centerpiece of long-term energy plans within the Andean Amazon has the potential to disrupt the intimate link between the Andes and the main stem Amazon including the migratory patterns of many resident fish species. The loss of connectivity could lead to the obstruction of the upstream migrations and interruption of the downstream movements of eggs or young.

The life strategies of migratory fishes could also be impacted by hydrological changes within the tributaries and floodplains.

The loss of fluvial connectivity in river systems due to the construction and operation of hydropower facilities impact species that rely on spawning migrations and restrict movement of these species to important migratory, spawning, and nursery habitat. Artificial fish passage ways designed to reconnect fragmented rivers and restore fish movement potential have not always been successful due to installation with unclear objectives, lack of species-specific studies before installation, and lack of monitoring (for more details and references, see chapter 4 of this review).

1.2.3 Leatherback seaturtle and ocean energy along the northeastern Pacific coast

Sea turtles may be impacted by the deployment of ocean energy or offshore wind energy facilities. As neither of these technologies is currently in use in the Western Hemisphere, any hotspots of conflict between sea turtles and renewable energy technology are speculative and would only exist in the Western Hemisphere if those technologies are ultimately deployed there.

Sea turtles are found in all warm and temperate waters throughout the world with most species undergoing long migrations between their feeding grounds and the beaches where they nest. The largest sea turtle is the leatherback (*Dermochelys coriacea*). It is the sole remaining member of the taxonomic family *Dermochelyidae*. Leatherbacks have the most extensive range of any living reptile (Figure A.4).

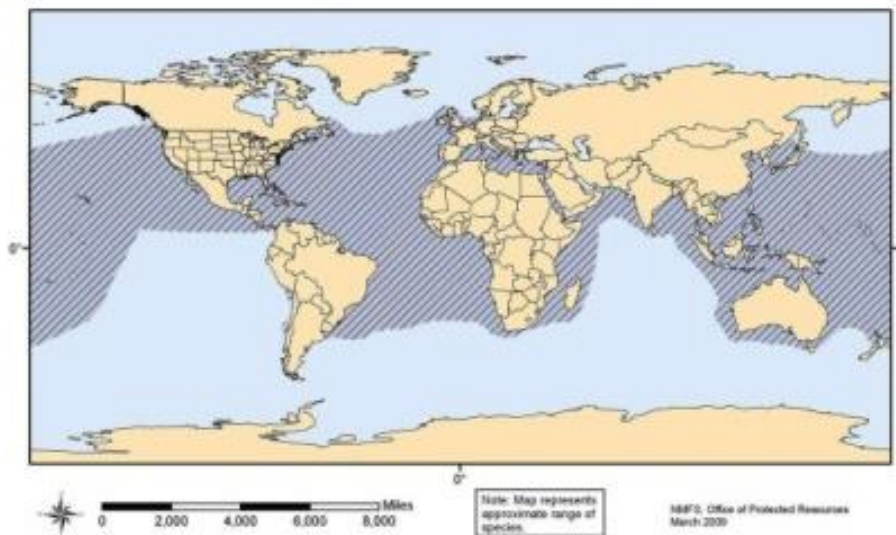


Figure A.4 Leatherback seaturtle range (Source: NMFS 2012).

Unlike all other sea turtles, leatherbacks have several unique physiological traits that enable them to extend their geographic range further into cold ocean waters (latitudes as high as 71° N and 47° S) to forage (Figure A.4). Nesting, however, is confined to tropical and subtropical beaches.

Migratory routes are not entirely known, however, recent satellite telemetry studies have documented transoceanic migrations between nesting beaches and foraging areas in both the Atlantic and Pacific Oceans (Benson *et al.* 2011). Despite conservation efforts, leatherback turtles are still experiencing population declines, particularly in the Pacific where the critically endangered Pacific leatherback population travels more than 12,000 miles roundtrip across the ocean from Indonesian nesting beaches to feed on seasonal aggregations of jellyfish along the northern Pacific coast (Benson *et al.* 2011, Tapilatu *et al.* 2013). Wind-driven coastal upwelling of nutrient-rich waters drives primary productivity within the waters off the United States west coast (NMFS 2012). The peak time of leatherback sightings along the west coast occur between July and September which corresponds to a relaxation of in the upwelling and sea surface temperatures increase to their warmest levels near the coast (Benson *et al.* 2011). Under Section 4 of the Endangered Species Act, the NMFS has designated critical habitat areas along the California, Washington and Oregon coast in an effort to protect the essential foraging habitat (Figure A.5).

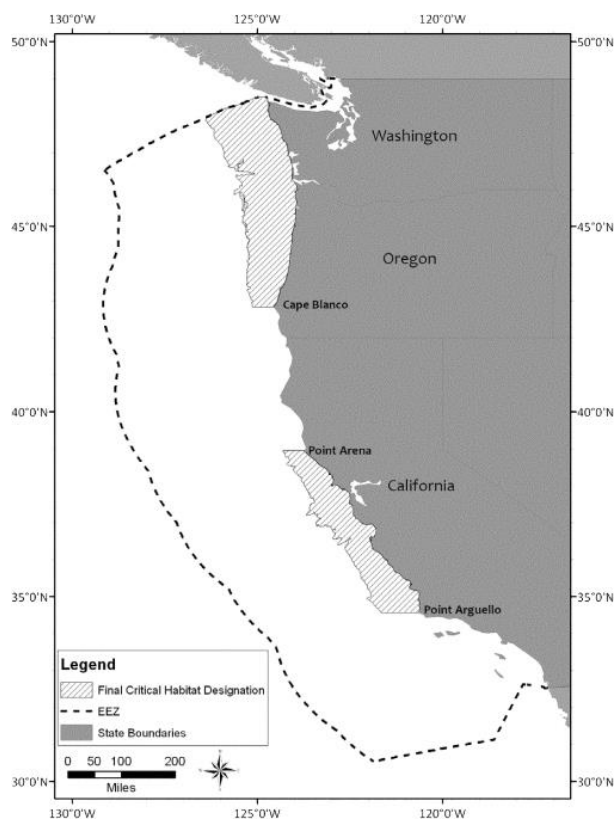


Figure A.5 Leatherback sea turtle west coast critical habitat (Source: NMFS 2012).

Without thoughtful planning, the deployment of offshore renewable energy sources along the northeastern Pacific coast (ocean energy and offshore wind) could add further threats to this endangered population especially within the critical habitat areas identified by NMFS. While technologies to capture ocean energy sources have been implemented or planned in several European and Asian locations, the potential for ocean energy in the western hemisphere is still in early stages of development (IHS EER 2013). The northwestern coast of the United States has especially high potential for ocean wave energy development and is one of only a few areas in the world with abundant, available wave power resources; the Bureau of Ocean Energy Management (BOEM) is currently seeking public comment on the hydrokinetic facility proposal off the coast of Oregon (BOEM 2014). Ocean currents such as the California current contain an enormous amount of energy. Submerged water turbines, similar to traditional wind turbines, may be deployed in the coming years to extract this form of energy (BOEM 2014). Water depths off the northwestern coast of the United States limit technologies available to deploy wind turbines.

Conflicts with the Pacific leatherback turtle population from the development and deployment of offshore renewable energy technologies along the northwestern coast of the United States may include mortality (through entanglement with offshore and coastal structures or direct collision with structures and/or service vessels), habitat degradation due to increased noise and light disturbance as well as electromagnetic fields (see chapter 5 of this review for more details and references).

1.2.4 Raptors and wind energy in California

Due to the relative mobility of migratory birds compared to other taxa of migratory wildlife and the fact that birds use virtually every habitat type in all biomes, birds may be impacted by more of the renewable energy technologies included in this report than any other migratory species group. A well-studied hotspot of conflict between migratory bird species and renewable energy technology exists in the southwestern United States. This region hosts extensive onshore wind and solar energy facilities and has a high potential for additional future development of these two renewable energy technologies.

The high avian mortality rates through collisions with turbines and electrocution on power lines at the Altamont Pass Wind Resource Area (APWRA) in central California have been widely reported (Figure A.6). For example, Smallwood & Thelander (2008) estimated the annual wind turbine-caused bird fatalities to number 67 golden eagles (*Aquila chrysaetos*), 188 red-tailed hawks (*Buteo jamaicensis*), 348 American kestrels (*Falco sparverius*), 440 burrowing owls (*Athene cunicularia hypugaea*), 1,127 raptors, and 2,710 birds.



Figure A.6 The Altamont Pass Wind Resource Area in Central California is currently the largest wind energy facility in the world covering approximately 50,000 acres.

The high mortality rates at Altamont Pass have been attributed to the geographical location of the site and the antiquated turbine designs. The APWRA in west-central California includes over 5,400 wind turbines, each rated to generate between 40 kW and 400 kW of electric power, or 580 MW total (Smallwood & Thelander 2005). APWRA is located on a major bird migratory route in an area with large concentrations of raptors, including a high density of breeding golden eagles. Fast-spinning blades with small surface area have long since been abandoned for larger more efficient (and safer) blades. Lattice towers, versus tubular designs, were thought to increase mortality rates by providing perch sites and drawing raptors to the blades. However, Smallwood & Thelander (2005) believe this is likely not the problem that it was portrayed to be in the past as they found birds are disproportionately killed by wind turbines mounted on tubular towers, which provide fewer perch sites than do lattice towers.

The California Energy Commission and researchers have recommended replacement of thousands of outdated turbines with fewer, larger turbines, relocating or retiring particularly lethal turbines; siting and configuring turbines to avoid bird flight paths; increasing; discontinuing the rodent poisoning program due to ineffectiveness; and moving managing grazing away from turbines as shorter grasses make rodent prey more accessible, retrofitting power poles to prevent bird electrocutions, and protecting habitat by purchasing land or conservation easements off-site for raptor nesting to compensate for ongoing losses.

1.2.5 Bats and wind energy facilities in northeastern North America

Northeastern and north-central North America hosts a variety of migratory bat species, including rare and endangered species such as the Indiana bat (*Myotis sodalis*), gray bat (*Myotis grisescens*) and the northern long-eared bat (*Myotis septentrionalis*). Several studies have documented widespread and extensive bat mortality at onshore wind farms in the eastern and central US (Kunz *et al.* 2007, Arnett *et al.* 2008, Jain *et al.* 2011). The practice of placing wind turbines along forested ridges in eastern North America may contribute to the higher fatality rates at facilities in that region than in the western part of the continent (Kunz *et al.* 2007). The foraging behaviours of bats, which includes multiple fly-bys of rotating and non-rotating wind turbines likely also contributes to higher risk of collision mortality.

Research on bat migration in the marine environment is very limited, but bats are thought to migrate offshore, at least to some extent (Johnson *et al.* 2011). More research will likely come forth as interest in offshore wind energy in North America continues to grow. At present there are several proposed offshore wind farms in North America, including off the coasts of New England and the Mid-Atlantic states. Offshore-migrating bats likely use these same areas in high numbers during spring and fall movements (figure A.7), so the potential for negative interaction in the offshore environment must be considered during siting and operations of marine wind energy facilities.

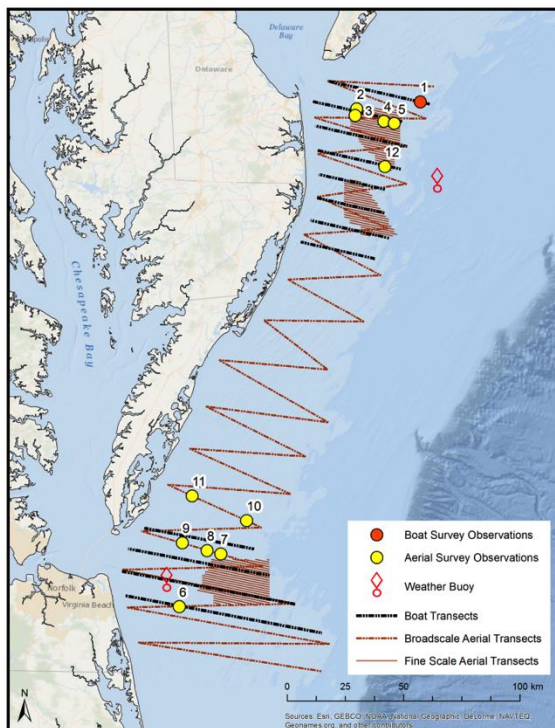


Figure A.7 Observations of eastern red bats during offshore migration off US Mid-Atlantic coast (source: Hatch *et al.* 2013).

1.2.6 North Atlantic right whale and ocean energy and offshore wind energy

Marine mammals may be impacted by the deployment of ocean energy or offshore wind energy facilities. As neither of these technologies are currently in use in the Western Hemisphere, any hotspots of conflict between marine mammals and renewable energy technology are speculative and would only exist in the Western Hemisphere if those technologies are ultimately deployed there.

Many species of whales including humpback, finback, right, and minke whales inhabit the western North Atlantic. The North Atlantic right whale (*Eubalaena glacialis*) is considered by the National Marine Fisheries Service (NMFS) to be the rarest of all large whale species. Census data from 2010 reported fewer than 400 recognized individuals known to be alive in the western North Atlantic (NMFS 2012). More recent analysis of sightings data suggests a slight growth in population size, however, the whales remain critically endangered (NMFS 2014).

The species is typically found near the coast between 20° and 60° latitude. The majority of the western North Atlantic population range from wintering and calving areas in shallow coastal waters off the coast of Florida and Georgia to the summer feeding and nursery grounds in New England waters and north to the Bay of Fundy and Scotian Shelf (North Atlantic Right Whale Consortium 2012, see Figure A.8).

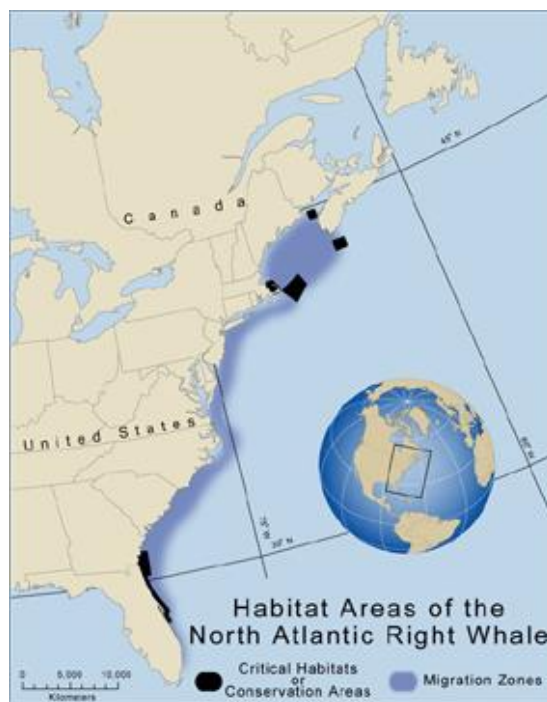


Figure A.8 Migration zones and critical habitat areas of the North Atlantic right whale (*Eubalaena glacialis*).

NMFS identified five "areas of high use" that are key habitat areas for right whales including coastal Florida and Georgia, Great South Channel, Massachusetts Bay and Cape Cod Bay, Bay of Fundy, and the Scotian Shelf (NMFS 2014). During winter months a small number of whales also congregate in Cape Cod Bay and move into the Great South Channel east of Cape Cod in the early spring. The remainder of the

population disappears to unknown locations during the winter. By mid-summer and into the fall months, large numbers of right whales migrate to Canadian waters, where they are frequently observed in the Bay of Fundy and sometimes on the western Scotian Shelf. Most of the population can be found in Canadian waters during the summer and early fall months. According to NOAA researchers, about 83% of right whale sightings in the mid-Atlantic region occur within 20 nautical miles of shore (NMFS 2012).

Deployment of offshore renewable energy sources (ocean energy and offshore wind) should avoid the five areas of high use identified by NMFS. While technologies to capture ocean energy sources have been implemented or planned in several European and Asian locations, the potential for ocean energy in the western hemisphere is still in early stages of development (IHS EER 2013). Potential for tidal energy generation is high in areas with high tidal amplitude, including the northeast Atlantic off of the United States and Canada (Boehlert *et al.* 2008, Lewis *et al.* 2011, USEPA 2013). According to a report by the US Department of Energy (USDOE 2010), wind speeds offshore of the western North Atlantic coast from about Long Island, New York to the Atlantic Provinces of Canada are higher than in any other location along the Atlantic coast of North America. This report demonstrates the high potential for offshore wind resource development in the area, which as stated above is also critical for the survival of the North Atlantic right whale. Development and deployment of offshore renewable energy technologies along the western North Atlantic can conflict with the right whale population in a number of ways:

- Conflicts between ocean energy developments and migratory right whales include the potential of such developments to obstruct migratory pathways and introduce acoustical disturbances during both construction and operational phases. Degradation to marine mammal migratory habitat is most likely to occur through acoustical impacts due to noises coming from construction, maintenance, and decommissioning activities as well as operational buoys and cables (Dolman & Simmonds 2010). Acoustical communication between individuals may also be obscured by noise generated by the ocean energy development (Boehlert *et al.* 2008). Mortality during construction is also a significant risk to right whales that may be present within the area of the project site;
- Migratory right whales may also be affected by the construction and operation of offshore wind energy facilities based on the findings of limited studies on marine mammals in Europe. Underwater noise associated with construction of offshore wind energy facilities (especially pile driving operations) has the potential to result in physiological effects and may cause disruptions to migratory marine mammals (Madsen *et al.* 2006). Noise levels from operating WTGs are unlikely to result in hearing impairment or displacement of migratory marine mammals at any distance (Madsen *et al.* 2006).

1.2.7 Pronghorn and renewable energy deployment in Arizona

Western North America hosts several species of large, migratory terrestrial mammals of the Order *Artiodactyla* including bison (*Bison bison*), elk [wapiti] (*Cervus canadensis*), caribou [reindeer] (*Ranifer tarandus*), and pronghorn antelope (*Antilocapra americana*). Over-exploitation, habitat loss, and habitat fragmentation has significantly reduced populations of migratory Artiodactylids in North America, especially bison and pronghorn.

Pronghorns in general are relatively numerous and the species as a whole is listed as Least Concern by the IUCN. However, the Sonoran Desert population in parts of Arizona and New Mexico is protected under the US Endangered Species Act, and populations in Mexico are listed under CITES Appendix I (BLM 2013). Pronghorns have a highly complex social structure. Small family units travel together throughout the year and aggregate into large herds during the winter. Migration distances are determined mainly by the availability of food resources, with wide-ranging migrations occurring during sub-optimal foraging conditions, including drought. In the southwestern US state of Arizona, pronghorn range in the north-central flatlands, which are characterized by low amounts of precipitation, extreme seasonal temperature fluctuations, and high wind speeds. Vegetative cover in this area is sparse and low growing and cacti are abundant (BLM 2013).

In Arizona, pronghorn may be impacted by the development and deployment of onshore wind, solar, and geothermal energy technologies. Arizona has a high potential for development of all three of these technologies. Average annual wind speeds in Arizona are similar to other western US states, and are typically higher than in the eastern part of the continent and lower than in the central plains (USDOE 2012). Solar power potential in Arizona and its neighbour states in the US and Mexico is the highest on the continent (USDOE 2009a). Additionally, Arizona and other southwestern and western US states have a relatively high potential for geothermal energy development (USDOE 2009b).

Construction began on Arizona's first utility-scale wind energy facility in 2009. Development of the facility raised concerns that local pronghorn populations could be impacted through disruption of movement patterns, degradation of fawning areas, habitat fragmentation, and avoidance of areas under active construction (AGFD 2011). A radio-tracking study was undertaken in 2010 in an attempt to determine the effects of wind energy development on pronghorn. Several other wind energy facilities are currently being planned in Arizona, the ultimate effects of which on pronghorn are not currently fully understood.

Solar energy developments also have the potential to impact pronghorn in Arizona. Pronghorn habitat at the Sanders Mesa, which is used by pronghorn when adverse weather makes access to other areas too difficult, was reduced by approximately 130 hectares or 50% following the development of solar energy facility there (AGFD 2011). The US Bureau of Land Management (BLM), which holds and administers approximately one third of the total land area of Arizona, has designated over 77,000 hectares of land in Arizona as potentially available for renewable energy development, primarily

solar. The BLM has approved two utility-scale solar energy projects within these areas and several other proposals are pending.

The BLM has also approved several geothermal energy projects in neighbouring states, however none are currently approved on BLM land in Arizona. The increase in geothermal development in the region has led to additional vehicular traffic, which can cause habitat fragmentation, avoidance behaviour, and injury or death by collision with vehicles.

1.2 Europe

1.2.1 White stork and renewable energy

Over 90 million birds annually, pass Europe from their breeding areas in the northern United States, Canada, Greenland, Iceland, Siberia or northern Europe to wintering areas in western Europe and on to southern Africa. The migration takes place in spring and autumn and the birds can use one or more stops en route towards their destination.

The white stork (*Ciconia ciconia*) is a good example of a long distance migrant. It breeds mainly in Eastern and Southern Europe (Figure A.9). In the breeding regions, the species inhabits open areas, generally avoiding regions with persistent cold, wet weather or large tracts of tall, dense vegetation such as reedbeds or forests, shallow marshes, lakesides, lagoons, flood-plains, rice-fields and arable land especially where there are scattered trees for roosting (BirdLife International 2014).

Migration after the breeding season starts in August. Birds travel in small and large flocks up to many thousands of individuals to sub-Saharan Africa. Storks migrate with the assistance of thermal updrafts, restricting the migratory routes the species can take. As a result of the lack of thermals, the species must avoid long stretches of open water, such as the Mediterranean Sea. This concentrates the route along the western Mediterranean (i.e. Straits of Gibraltar) or the east (i.e. Bosphorus in Turkey). The eastern route continues through the Middle East and the Rift Valley / Red Sea Flyway along East Africa, which is the second most important flyway in the world for migratory soaring birds.

Storks generally arrive to their wintering grounds in sub-Saharan Africa by early-October. At the wintering grounds they may gather in large numbers (hundreds or thousands of individuals) concentrating at abundant food sources. During the winter the species shows a preference for habitats such as grasslands, steppe, savanna and cultivated fields, often gathering near lakes, ponds, pools, slow-flowing streams, ditches or rivers (BirdLife International 2014).

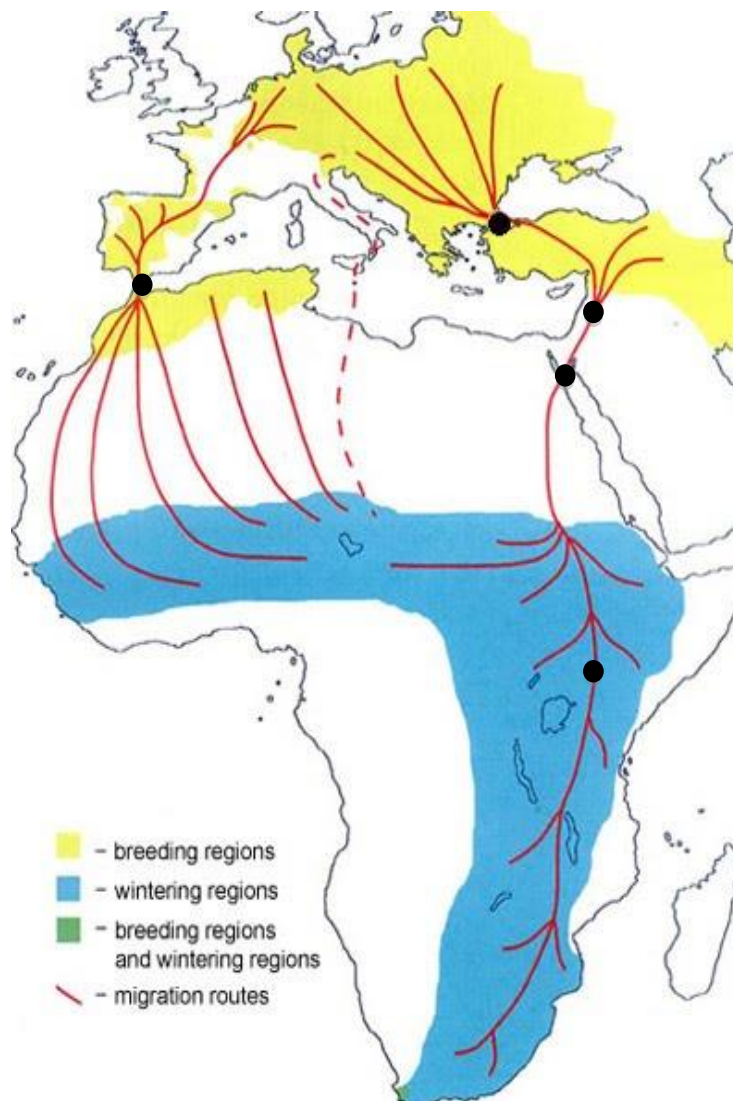


Figure A.9 Distribution of the white stork in Europe and Africa. Black dots along the migration routes depict examples of migratory bottlenecks where renewable energy developments may potentially result in conflict hotspots.

Power lines form a very serious threat for white storks during migration, especially because of the risk of electrocution and to a lesser extent collisions with aboveground wires (Prinsen *et al.* 2011). Development of any renewable energy deployment should take this into consideration when planning new power plants and associated infrastructure. Comparably, collisions with wind turbines are not a widespread phenomenon, but examples do exist (Hötker *et al.* 2006; Zielinski *et al.* 2009). In case of migration bottlenecks, such as by Gibraltar, the Bosphorus, and the northern edge of the Red Sea and the Rift Valley (Figure A.9), with very high numbers of migrating white storks, wind farm developments may potentially result in high numbers of casualties.

Once arrived to the wintering grounds in Africa, the major threat to the species by renewable energy developments may be habitat alteration for the production of biofuel crops. This may result in the drainage of wet meadows, conversion of foraging areas and intensification of agriculture. Moreover, the creation of dams and river canalisation schemes for the sake of hydropower stations may result in drought, maybe even the desertification of foraging sites.

As this species has a long migratory pathway, RET development can have impacts on an large scale. This stresses the need for migratory pathway assessments, mortality criteria and international agreements.

1.2.2 Bats and renewable energy

Several bat species are migratory with reproduction areas distinctly different from wintering areas. Some species migrate over long distances. Long distance migratory bat species in Europe fly in a south or south-western direction in autumn (Hutterer *et al.* 2005). Species with a known long distance migration are: Nathusius' pipistrelle, noctule bat, Leisler's bat, greater noctule bat and parti coloured bat (Dietz *et al.* 2007). Most of these species are tree roosting bats, migrating to areas with milder winters where they can safely hibernate. Bats are expected to follow rivers (Furmankiewicz & Kucharska 2009) or coastlines during migration (Petersons 2004, McGuire *et al.* 2012). However, large lakes and the North Sea and Baltic Sea are crossed (Petersons 2004) so observer effects might be important in this respect. Compared to birds, bats migrate relatively slow, generally not covering more than 30-50 km per day (Dietz *et al.* 2007). This, combined with their reluctance to fly during daytime restricts bats to flyways that contain sufficient potential roost sites. This might explain why bats do not seem to cross the Sahara during migration. In North America migrating bats follow mountain chains such as the Rocky Mountains and the Appalachian chain. In Europe most mountain chains are situated east-west and are thus not efficient routes for long distance north-south migration.

Impacts along migration routes

Most migratory bat species can collide with wind turbines (Durr 2013) and can thus be considered as risk species with regards to wind energy development, especially at forested ridges (Arnett *et al.* 2008; Bearwald & Barclay 2009, Brinkmann *et al.* 2006). They can collide during migration or at stopover sites.

Within the bats' preferred flyways, suitable stopover sites are particularly high-risk areas. During migration bats use stopover sites to refuel (Dzal *et al.* 2009; McGuire *et al.* 2012). These areas contain both food and potential roost sites within the bats' flyway. They can be islands and peninsula's located along/near the coastline or in big lakes. Forests and wetlands are also high-risk areas, particularly if they can offer roost sites or food that is scarce in the surrounding area. Wind farms in these areas have a particularly high fatality risk. This is exemplified by Bouin, a marsh along the Atlantic coastline in France with one of the largest fatality rates in Europe (mostly noctule bat and Nathusius' pipistrelle; Dulac 2008).

Summarizing, the following areas have a high risk for bats to collide with a wind turbine: coastlines, forested mountain chains, river valleys and the shores of big lakes that run in the bat's preferred direction of travel. Within these structures, suitable stopover sites are particularly high-risk areas: islands, peninsula's, forests and wetlands.

Hotspots near important bat roosts

The most important bat roosts, containing more than thousand individuals are located in caves, mines or other man-made underground structures. In northern Europe the temperature deep inside these underground structures is suitable for hibernation but generally too low for maternity roosts. The number of hibernating bats in northern Europe can be impressive. In Nietoperek, Poland for instance between 20,000 and 30,000 bats are present in winter. Most species are non-migratory or regional migrants, long distance migrants are rarely present here.

In southern Europe, underground structures are also used as maternity roosts. Since it is important to avoid intraspecific competition for food, large groups are only formed by fast flying species that can utilize a large feeding area outside the caves or in areas with an exceptionally high supply of food resources. Typical species that form large roosts are: Schreiber's bat, greater mouse eared bat, and long-fingered bat. These species can be considered as regional migrants. In northern Bulgaria significant roosts of the noctule bat (long distance migrant) occur in the entrance zone of caves.

Potential effects of renewable energy development are flooding of caves, or change of cave climate downstream resulting from the development of hydroelectric plants or habitat degradation/loss (i.e. deforestation) of karst areas, which are generally rich in caves and form important feeding area, by various forms of renewable energy technology deployment.

Obviously a multitude of other important bat roost sites exist: e.g. attics of old buildings such as churches, castles and monasteries, hollow bridge segments, etc. Because of the very small scale of these sites, and often the presence of alternative roost sites in the neighbourhood, the effect of renewable energy development on such roost sites is less likely.

1.2.3 Fin whales and offshore renewable energy deployment in the Corso-Liguran basin

Each summer high numbers of fin whales *Balaenoptera physales* migrate towards the Corso-Liguran basin, roughly between Northwestern Italy and Corsica (Figure A.10), mainly from elsewhere in the Mediterranean (Panigada *et al.* 2005; Laran & Gannier 2008) and possibly the Eastern Atlantic Ocean (although this is subject to debate as sighting rates of this species at Gibraltar are relatively scarce). The seas in the Northwestern Mediterranean are characterised by enhanced productivity in summer (Astraldi *et al.* 1994), hence they attract large numbers of seabirds, whales and dolphins. The high numbers of marine top-predators formed the basis to declare the Pelagos Mediterranean Marine Mammals Sanctuary in this area to draw the attention to this hotspot and to ensure and facilitate the conservation of its inhabitants (<http://www.cetaceanhabitat.org/pelagos.php>). In winter numbers of fin whales are substantially lower in this area (Panigada *et al.* 2011), as the whales disperse mainly to other parts of the Mediterranean.



Figure A.10 Location of the Pelagos Sanctuary for Mediterranean Marine Mammals.

Also migratory bottlenecks for marine mammals should be taken into account. An example of such in the Mediterranean is the Strait of Gibraltar, but also many fjords in Scotland and particularly in Iceland and Norway can have a similar function. These areas are often characterised by strong oceanic currents, and would thus provide an ideal situation to develop tidal energy turbines. However, marine mammals often use these corridors to migrate through, often driven by the migration of their prey. Disruption of these migration routes could be caused by renewable energy deployments.

1.3 Africa

1.3.1 Bottlenecks for migratory soaring birds and wind energy

The highest migratory bird diversity is found in the Northern Hemisphere, as many birds breeding in Africa are non-migratory (Somveille *et al.* 2013). Most of the migratory bird species occurring in Africa breed in Europe although short and long distance movements enhanced by the monsoon are common throughout. A typical

example of a long distance migrant which can also react on the monsoon is illustrated by the white stork, described in section 1.2.1. The migratory bottlenecks mainly described for that species hold true for a large number of migrants crossing from Europe to Africa and are thus critically important for many diurnally migrating soaring birds (Barrios & Rodriguez 2004).

Within Africa the most important migratory bottlenecks are found at the northern end of the Red Sea between Egypt and Saudi-Arabia, at the southern end of the Red Sea at the most southern point of Yemen and the Rift Valley in East-Africa (Figure A.11). At these points a vast number of migratory soaring birds cross through a very small corridor. At these locations, especially future wind energy developments may create critical impact hotspots.

The Critical Site Network Tool (<http://csntool.wingsoverwetlands.org/csn/down.html>) developed for the African-Eurasian region identifies critically important sites for migratory birds that can inform strategic impact assessment and site planning. Recently, BirdLife International has developed a Sensitivity Tool (<http://maps.birdlife.org/MSBtool>) explicitly for the Migratory Soaring Birds Project, focusing on the Rift Valley / Red Sea Flyway. Both tools incorporate a major amount of bird data from the region, also providing the locations of Important Bird Areas (IBAs).

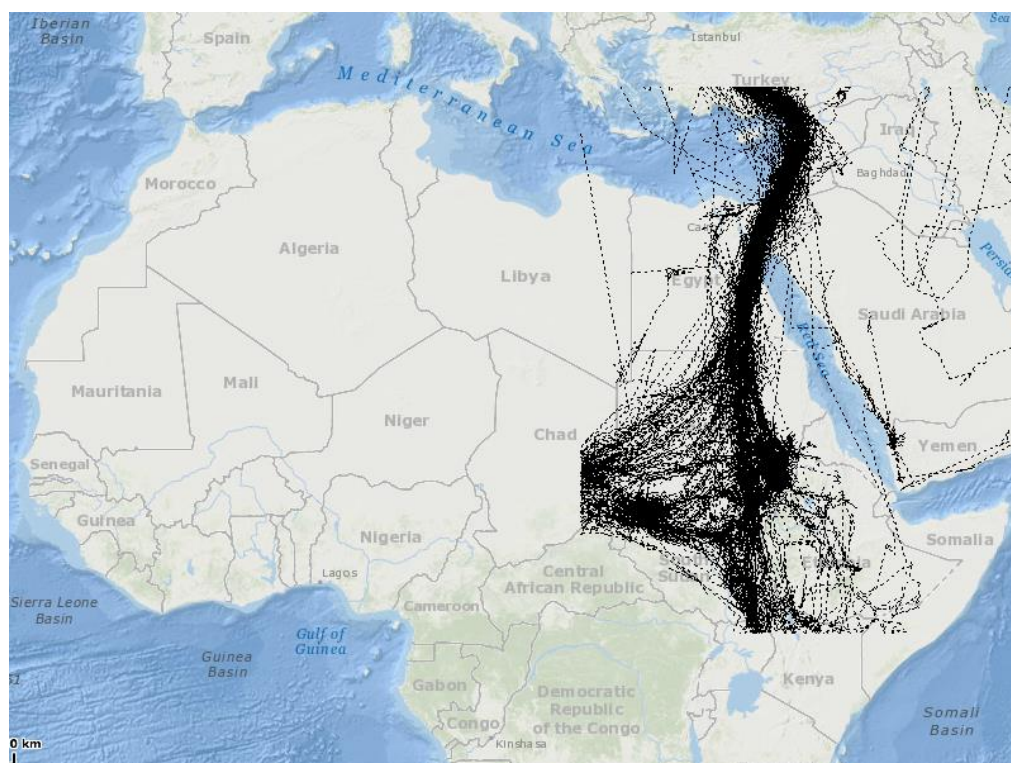


Figure A.11 Soaring bird satellite tracks (black dots) included in the Sensitivity Tool of BirdLife International focusing on the Rift Valley / Red Sea Flyway. The map clearly illustrates the migratory bottlenecks at the northern end of the Red Sea and in the Rift Valley where renewable energy developments may potentially result in conflict hotspots.

1.3.2 Fruit bats and renewable energy deployment

Migration routes

Long distance bat migration from Eurasia to sub-Saharan Africa is yet unknown. There is a clear difference between the Mediterranean and the desert bat species diversity. This difference can be seen between Spain and Morocco as well as between Libanon and southern Israel (Dietz *et al.* 2007). Long distance migrants from Europe have never been recorded south of the Sahara. In areas where extreme cold winters do not occur, hibernation or torpor is probably a safer strategy to survive a period with low food supply than migrating further. Bats are forced to follow routes that regularly contain potential roost sites. Consequently, the coastline of the Western Sahara seems unsuitable as an important flyway for bats

However bats such as the straw-coloured fruit bat can migrate long distances south of the Sahara. On an annual basis thousands of kilometres are covered by this species to take advantage of the fruit pulse in northern Zambia (Richter & Cumming 2008). The onset and duration of the rainy season changes with latitude. Therefore, peak availability of fruit, nectar and insects gradually shifts from north to south. This must be a major driving force of bat migration in Africa.

The exact migration routes that bats follow in Africa are unknown. Satellite tracked straw-coloured fruit bats (Richter & Cumming 2008) present the only source of information. Based on this study, little can be deduced about the landscape features that bats follow during migration. Generally, the same ecological principles apply as discussed in 1.2.2. An estimated 5–10 million straw-coloured fruit bats (*Eidolon helvum*) congregate between October and December each year at Kasanka National Park in north-central Zambia (Richter & Cumming 2008). The Kasanka colony is one of the largest known aggregations of fruit bats in the world.

Potential impacts from renewable energy deployment on such a hotspot might be habitat loss due to deforestation when power plants and infrastructure is constructed, but also mortality due to collisions with wind turbines and electrocution at power lines.

1.3.3 Southern right whales and nearshore renewable energy deployment in South Africa

Southern right whales *Eubalaena australis* migrate after the austral summer from Antarctic waters north to spend the austral winter in warmer waters off southern Africa (Best *et al.* 1993, Best & Shell 1996). They use this period to mate and calve. The reason to give birth in temperate waters is possibly to benefit from calmer waters and avoid predation of calves by for example killer whales (Corkeron & Connor 1999). The whales, and especially cow-calf pairs, in South Africa are often distributed very close inshore away from ocean swells and often near sandy beaches (Elwen & Best 2004). This strongly contrasts to other marine mammal hotspots in the world, where congregations of animals are mainly related to food availability. The areas where large numbers of animals congregate are very stable over the years (Elwen & Best 2004).

Due to the inshore distribution of these southern right whales, the possibility for interactions between these animals and renewable energy developments is potentially large. Additionally, most of these animals are in a critical part of their life cycle (either

giving birth (cows), or very young (calves)), and possibly more vulnerable than during other parts of the year. Yet, the occurrence and spatial distribution of these animals is very stable over the years and highly predictable. Marine spatial planning of renewables should carefully take into account these micro-sites with higher abundance of whales to minimize interactions and possible adverse effects.

1.3.4 African elephant in the Gourma region of Mali

Africa is home to a number of migrating terrestrial mammals like the African elephant (*Loxodonta africana*) and a number of Artiodactyla (mostly Bovidae).

Over thousands of years Savannah elephants in Africa have evolved migratory patterns to find water and good-quality forage. The desert-adapted African elephants living in Gourma region in Mali, which is situated in the northern part of the Sahel, has one of the planet's widest-ranging terrestrial movement systems. The Gourma elephants are the northernmost population in Africa (Blake *et al.* 2003) and a critical population with respect to the conservation status of the endangered elephants of north-west Africa (Blanc *et al.* 2007; Bouché *et al.* 2011). The population numbers approximately 500 elephants, representing around 10% of all West African elephants. The Gourma elephants inhabit an ecological extreme for the species where the environment is harsh and highly variable, spanning a wide ecological gradient. Water availability and forage abundance and quality are factors known to affect the movements and distribution of elephants in arid and savannah ecosystems (Wall *et al.* 2013).

Research conducted using GPS elephant collars mapped the Gourma elephant ranges and revealed a unique pattern of migration (Wall *et al.* 2013). It was found that the elephants use approximately 38,000 square kilometres of the Gourma region in their quest for food and water. It is the largest range ever recorded for the species and the longest known elephant migration circuit in the world. This population of elephants makes an annual migration circuit to cope with the widely dispersed and variable nature of the Gourma's resource, finding water in the north during the dry season and abundant good-quality forage in the south during the wet season. Their circular migration route is thought to be unique to this population. Throughout the dry season the elephants move from lake to lake, which dry as the season progresses, and eventually converge on Lake Banzena. This lake is the only place with water that Gourma elephants can access at the end of the dry season (Canney *et al.* 2007).

Figure A.12 shows the circular migration route of the Gourma elephant population. Wall *et al.* (2012) found the elephants spend a large amount of time in relatively few areas ('hot-spots' or 'high-use regions'). These hotspots, e.g. Lake Banzen, are critical to the spatial integrity of this recorded movement system. These elephant hotspots should be considered conservation priorities (Wall *et al.*, 2013). The study also highlighted possible bottlenecks to the movements of the Mali elephants. The most prominent example is the one mile-wide gateway in a sandstone ridge known locally in French as 'la Porte des Elephants' (Translation: 'Elephant Doorway').

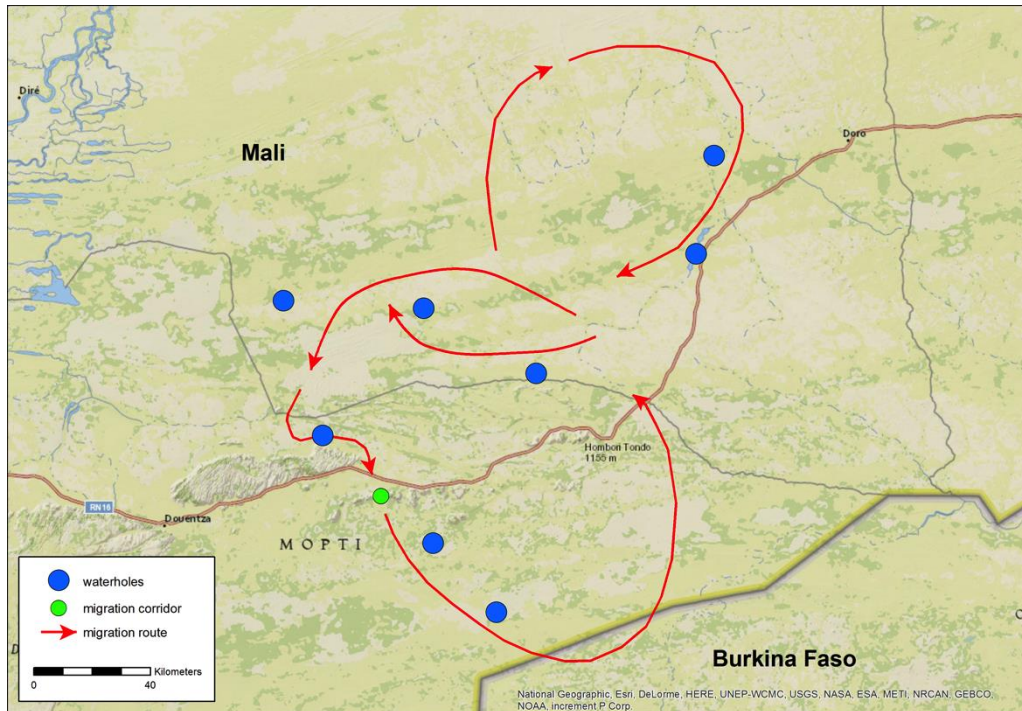


Figure A.12 Migration routes of elephants in the Gourma region, Mali (adapted from <http://www.wild.org/where-we-work/the-desert-elephants-of-mali>). Permanent and semi-permanent waterholes are vulnerable areas as well as the narrow migration corridor 'la Porte des Elephants'. Mali has significant renewable energy potential, especially solar, hydro and biomass/biofuels. Development of these RETs could all have an impact on the Gourma elephant migration routes. Large-scale solar energy and biomass deployment could form barriers to elephant migration. Hydropower deployment can lead to hydrological alterations, which can lead to the degradation or loss off drinking places on which the elephants depend.



The Porte des Elephants, through which all migrating elephants must pass. Source: Blake et al. 2013. <http://savetheelephants.org/wp-content/uploads/2014/03/2003Sahelianelephants.pdf>.

Deployment of renewable energy sources should take into account the high-use regions and bottlenecks of the African elephant migration routes as described above. Mali has significant renewable energy potential, especially solar, hydro and biomass/biofuels (IRENA 2013, Ministry of Energy and Water Resources 2012). The potential for solar energy in Mali is well distributed over the national territory. Biomass potential comes from several sources distributed over the country (for example fuel wood, about 33 million ha). An inventory of hydropower sites identified about 20 potential sites nationwide. Of these, only few sites are developed, representing about 22% of the potential capacity. Development and deployment of renewable energy technologies in Mali can conflict with the Gourma elephant population in a number of ways:

- a) Hydropower deployment leads to hydrological alterations, which can lead to the degradation or loss of drinking places on which they depend.
- b) Biomass deployment can lead to loss of habitat or disruption of migration routes. There also is a risk of secondary effects (disturbance and death) because of conflicts between farmers and elephants, when biomass fields are within the migratory pathways of elephants.
- c) Large scale solar energy deployment can lead to disruption of migration routes and to loss of drinking places if important drinking places are used for cooling.

1.4 Asia - Pacific

1.4.1 Terrestrial Mammals

The central Asian region harbours the largest intact and still interconnected grasslands in the world. It is of global importance for many migratory mammals, which rely on large steppe, desert and mountain ecosystems that still provide habitat, space and food resources for long-distance migration. The Central Asian region is home to at least 11 species of terrestrial mammals, most of which are listed as threatened on various threatened species lists such as CMS (Convention on Migratory species). These species depend on moving freely over long distances, including across international borders. The region is one of the world's last remaining hotspots of large ungulate migrations.

Listed among these species is the Saiga antelope (*Saiga tatarica*), with its range including Kazakhstan, Mongolia, the Russian Federation, Turkmenistan and Uzbekistan.

The Saiga antelope is a critically endangered migratory ungulate of the steppes and semi-deserts of Eurasia. Until the late 1980s more than a million saigas used to roam the arid regions of Eurasia. After the collapse of the Soviet Union in 1991, saiga populations declined by more than 95%, primarily due to poaching for the species' meat and horn. This population collapse was one of the fastest observed in a large mammal in recent decades. While individual populations are starting to recover, especially the transboundary ones continue to be in a perilous state.

Conservation efforts for this species are critically dependent on international collaboration between the range states. Several populations are trans-boundary and the length of the species migratory journeys between summer and winter ranges can exceed 1000 km north to south.

International collaborative work has designed a program for the protection of this species with an associated Action Plan. The work program has been drafted in consideration of biological, economic and social research, as well as practical information provided by a range of stakeholders. Activities focus on monitoring, distribution and variation in breeding grounds along migration routes, reduction of poaching and other measures.

Not much is known on future plans for the use of renewable energy sources in the region, particularly solar and wind energy and therefore the effects of such developments on migratory mammals is difficult to predict. Poaching, habitat degradation from overgrazing by livestock and conversion to agriculture, overhunting, illegal trade and potentially climate change put further pressure on the animals. Because many populations are already small, the impact of these various threats could be further exacerbated by poorly sited renewable energy developments, such as hydropower dams and solar energy plants, particularly those that occupy large areas.

Solar farms don't just represent a possible barrier to land mammal migration in this region but, given the semi-arid nature of much of the region, it could end up as a solar energy production hot spot, particularly as the human population of the region expands into the range of these mammals. There is a need to investigate in greater detail the requirements of the Saiga Antelope and other migratory land mammals in the central Asian grasslands and plan for the development of land-hungry solar farms in a way that does not compromise the key habitats and migration routes of this species.

1.4.2 Birds

The Yellow Sea Region lies between North and South Korea to the east and China to the west, and covers an area of 458 000 sq km. Biodiversity in the inter-tidal zone of the Yellow Sea Region is high: excellent feeding and roosting areas accommodate many different species of waterbirds, and preliminary records indicate that the coastal zone of the Yellow Sea eco-region supports about 200 breeding, staging and wintering waterbird and seabird species. The Yellow Sea eco-region is a very important component of the East Asian-Australasian migratory waterbird flyway.

The Yellow Sea support very large numbers of migratory shorebirds. It is estimated that at least 2,000,000 shorebirds use the region during northward migration, and 1,000,000 during southward migration. This number constitutes approximately 40% of all the migratory shorebirds in the East Asian-Australasian Flyway.

A total of 36 shorebird species have been found to occur in internationally important numbers at one or more sites in the Yellow Sea, representing 60% of the migratory shorebird species occurring in the Flyway. Several of these species are internationally threatened species.

Whilst the majority of birds use the region's wetlands as migration staging areas, seven species also occur in internationally important concentrations during the non-breeding season and five species breed in internationally important numbers.

The importance of the Yellow Sea is demonstrated by the fact that it supports more than 30% of the estimated flyway breeding populations of 18 shorebird species during northward migration; for six of the species the region carries almost the whole flyway breeding population at this time.

Twenty seven sites have been identified around the Yellow Sea coastline at which at least one shorebird species has been recorded in internationally important numbers. Ten of these sites are located in China, one in North Korea and sixteen in South Korea.

The rapid growth of the human populations and economies of China and South Korea is causing serious loss and degradation of coastal habitats.

Thirteen rivers empty into the Yellow sea, the largest of which is the Huang He (Yellow River) and Chang Jiang (Yangtze River). The latter two rivers are undergoing significant changes that will greatly reduce the amount of sediment input and it is predicted that future loss of intertidal areas will occur at an increasing rate due to the combined effects of reclamation and reduced accretion.

The Chinese government is now engaged in a new expansion of dams. By 2020, China aims to generate 120,000 megawatts of renewable energy, most of it from hydroelectric power. The hydropower projects built on rivers within the Yellow River basin are predicted to reduce sediment delivery to the sea coast and consequently reduce available feeding grounds for migratory shorebirds. Numerous smaller rivers flowing into the Yellow Sea are also being affected in similar ways leading to reduced sediment input to coastal areas, which often results in erosion of estuaries and intertidal areas.

China and South Korea are both accelerating the development of wind energy. On the south west coast of South Korea, in Jeollabuk-do, the country's largest wind farm (offshore) will shortly commence construction in the shallow seas off this area. Stage 1 will total 100 MW of installed capacity, due for construction in 2015, while stage 2 involves a further 400 MW of capacity. Using turbines ranging from 3MW to 7 MW, this represents the development of several hundred turbines. The shallow seas of the the west Korean coast, together with the country's strong maritime and shipbuilding capability provide a basis for the rapid expansion of offshore wind energy development in the nearby shallow waters of the Yellow Sea, close to the key migratory staging grounds of a very significant proportion of the Asian – Australasian flyway populations of shorebirds.

The potential for interaction between migrating shorebirds and wind turbines is considered very high and an understanding of shorebird habitat choice and behaviour should be an essential piece of information to inform the ultimate location and layout of wind farms in this globally important bird migration hub. The Yellow Sea is an excellent candidate for a strategic environmental assessment for the future development of its offshore and coastal wind energy resource.

Barter, M.A. 2002, Shorebirds of the Yellow Sea: Importance, threats and conservation status.

Wetlands International Global Series 9, International Wader Studies 12, Canberra, Australia.

Wetlands International ñ Oceania, Canberra, ACT 2601, Australia.

Kelin, C. & Qiang, X. 2006, Conserving migrating shorebirds in the Yellow Sea region, In: Waterbirds around the world, Eds. G.C. Boere, C.A. Galbraith & D.A. Stroud, The Stationery Office, Edinburgh, UK.

1.4.3 Bats

Very little is understood about bat migration in Asia and Australia. Small numbers of bats are affected by wind farms in Australia but the impacts are not considered significant at a population level and no migratory species are known to be affected.

Further research is needed on the status and migratory habits and routes of bats in northern Asia before it is possible to identify hot spots that may be vulnerable to renewable energy development, such as wind energy.

1.4.4 Marine mammals

The Southern Right Whale (*Eubalaena australis*) is a species which was brought to the brink of extinction early in the 20th century. It has a circumpolar distribution in the Southern Hemisphere, occurring between latitudes of approx. 30 to 60 degrees south. It is known to occur in the coastal waters of South America, South Africa, New Zealand and some oceanic islands. In Australia it is recorded along the southern coastline from Perth to Sydney, including Tasmania. The population which spans across the Southern Hemisphere is estimated to be 7,500 with up to 2,100 frequenting Australian waters (DEWHA 2007, IUCN 08). It is thought that many of the populations across the Southern Hemisphere have had a general overall increase of about 7% per year but the populations frequenting south-eastern Australia (Victoria, South Australia, Tasmania and New South Wales) appear not to have exhibited the same rate of increase, placing them in a more vulnerable situation.

In Australia Southern Right Whales have an annual migration between summer feeding grounds in the sub-antarctic waters of the Southern Ocean to more temperate inshore waters off the coast of southern Western Australia, South Australia, Tasmania, Victoria and occasionally New South Wales.

During what is termed the over-wintering months (May to November) they have a tendency to frequent certain coastal areas where localised aggregations occur and

during this time breeding, calving and rearing of young takes place. Warrnambool (Logan's Beach), Victor Harbour (in South Australia) and Bunda Cliffs at the Head of the Bight (near Ceduna) seem to be the main calving grounds for Southern Right whales in Australia. In Victoria's South West, the waters east of Warrnambool have proved to be a regular site where calving and rearing takes place. It could be considered the only true nursery area in Australian waters and therefore an important hot spot for this whale.

Several specific management actions has been implemented in southern Australian waters to protect these whales, none of which address the development of renewable energy along ocean shores and its effects on the whales.

Southern Right whales, appear to seek out areas which are close to high wave energy coastlines (beaches with high swells and breaking waves), such beaches suitable for the development of renewable energy produced from the ocean wave energy.

Whales seems to be effected through behavioural reactions to the acoustic output of wave energy buoys during installation and operation. Ocean Power Technologies (Australasia) Pty Ltd is developing a 19 megawatt wave power station connected to the power grid near Portland, Victoria. This would be the nearest project to the Warrnambool hotspot. However, if this form of energy generation expands in south western Victoria and eastern South Australia, there could be scope for interaction with Southern Right Whales at a sensitive stage in their annual life cycle. Consideration should be given to further investigating the possible impacts of wave energy facilities in this part of the world on this important whale hotspot.

DEH (2005), Southern Right Whale Recovery Plan 2005 –2010, Dept. Environment & Heritage, Canberra.

DEWHA (2007), Department of the Environment, Water, Heritage and the Arts, Species profile and threats database

IUCN,(2008) Red List of threatened species, species No. 8153.

Menkhorst, P. A Field Guide to the Mammals of Australia, Oxford University Press.

Southern Right Whale, Action Statement No.94, Flora and Fauna Guarantee, Dept. Sustainability & Environment, Victoria

Warneke, R.M. (1995), Southern Right Whale: In Mammals of Victoria: distribution, ecology and conservation, Ed. Menkhorst, P.W., published by Oxford University Press.

1.4.5 Other mammals

The Chinese River Dolphin (*Lipotes vexillifer*) is a fresh water dolphin endemic to the Yangtze River of China. Once a thriving population this species is now unfortunately considered extremely rare to the point that it might soon become extinct. The World Conservation Union (IUCN) has now classified this dolphin as Critically Endangered (Possibly Extinct). These dolphins are also known as "the Baiji dolphin".

The Chinese river dolphin was found in the mouth of the Yangtze River to a point about 1900 kilometres up the river, as well as in the middle and lower regions of the Quintangjiang River and in the Dongting and Poyang lakes.

The Yangtze River is one of the world's busiest waterways, and is subject to a great range of human pressures that have had a serious, detrimental effect on the Baiji. There are four major factors that threaten Baiji survival: Dams and floodgates that block fish migration in the river's tributaries and lakes; fishery exploitation; water pollution; and boat propellers. These stresses, as well as lack of fish food, can inhibit reproduction and consequently lead to extinction.

China currently plans building more dams including one upstream of the Three Gorges Dam in the Yangtze River.

Under the 12th Five Year Plan (2011-2015) being implemented by the Chinese government, about 100 dams are in various stages of construction or planning on the Yangtze and its tributaries - the Yalong, Dadu, and Min. Many of these dams will generate hydro electricity.

The impacts of dam construction and operation have contributed along with other factors, such as pollution, to degradation of the river environment. This has already depleted food sources, habitat and water quality, leading to mounting pressures on this critically endangered species. Further hydro power development may, in concert with other impacts from the river catchment and adjacent, rapidly developing urban centres, lead to the eventual extinction of this unique species.

Life, E. (2012), Chinese River Dolphin, Retrieved from <http://www.earth.org/viewed> 26 May, 2014/article/164999

1.5 References

- Arizona Game and Fish Department, 2011. Arizona Statewide Pronghorn Management Plan.
- Amorim F., H. Rebelo, L. Rodrigues 2012. Factors influencing bat activity and mortality at a wind farm in the mediterranean region. *Acta Chiropterologica* 14: 439-457.
- Arnett, E. B., W. K. Brown, W. P. Erickson, J. K. Fiedler, B. L. Hamilton, T. H. Henry, A. Jain, G. D. Johnson, J. Kerns, R. R. Koford, C. P. Nicholson, T. J. O'Connell, M. D. Piorkowski, and R. D. Jankersley, Jr. 2008. Patterns of bat fatalities at wind energy facilities in North America. *Journal of Wildlife Management* 72(1):61-78.
- Astraldi, M., Gasparini, G.P. and Sparnocchia, S. 1994. The seasonal and interannual variability in the Ligurian-Provencal Basin. *Coastal and Estuarine Studies* 46:93-113.
- Barrios, L. & A. Rodriguez, 2004. Behavioural and environmental correlates of soaring - bird mortality at on - shore wind turbines. *Journal of Applied Ecology* 41(1): 72-81.

- Barthem, R. B., M. C. L. de Brito Ribeiro & M. Petrere Jr., 1991. Life Strategies of some Long-Distance Migratory Catfish in Relation to Hydroelectric Dams in the Amazon Basin. *Biological Conservation* 55: 339-345.
- Benson, S.R., Eguchi, T., Foley, D.G., Forney, K.A., Bailey, H., Hitipeuw, C., Samber, B.P., Tapilatu, R.F., Rei, V., Ramohia, P., Pita, J., and Dutton, P.H. 2011. Large-scale movements and high-use areas of western Pacific leatherback turtles, *Dermochelys coriacea*. *Ecosphere* 2:84.
- Bergström, L., Kautsky, L., Malm, T., Rosenberg, R., Wahlberg, M., Åstrand Capetillo, N. & Wilhelmsson, D. 2014. Effects of offshore wind farms on marine wildlife - a generalized impact assessment. *Environ. Res. Lett.* 9: 034012. doi:10.1088/1748-9326/9/3/034012
- Best, P.B., Payne, R., Rowntree, V., Palazzo, J.T., Carmo Both, M.D. 1993. Long-range movements of South Atlantic Right Whales *Eubalaena australis*. *Marine Mammal Science* 9: 227-234.
- Best, P.B. & Schell, D.M. 1996. Stable isotopes in southern right whale (*Eubalaena australis*) baleen as indicators of seasonal movements, feeding and growth. *Marine Biology* 124: 483-494.
- BirdLife International, 2014. Species factsheet: *Ciconia ciconia*. Downloaded from <http://www.birdlife.org> on 26/05/2014.
- Blake, S., Bouché, P., Rasmussen, H.B., Orlando, A., Douglas-Hamilton, I., 2003. Report: The last Sahelian elephants. Ranging Behavior, Population Status and Recent History of the Desert Elephants of Mali. Save the Elephants, Kenya. <http://www.savetheelephants.org/publications.html>.
- [BLM] United States Bureau of Land Management. 2013. Pronghorn factsheet. Accessed online on May 23, 2014.
- Boehlert, G. W., G. R. McMurray, and C. E. Tortorici (eds.). 2008. Ecological effects of wave energy in the Pacific Northwest. U.S. Department of Commerce, NOAA Technical Memorandum NMFS-F/SPO-92.
- Bureau of Ocean Energy Management. 2014. Website accessed May 23, 2014.
- Brinkmann R., H. Schauer-Weisshaen, F. Bontadina 206. Untersuchungen zu möglichen betriebsbedingten Auswirkungen von Windkraftanlagen auf Fledermäuse im Regierungsbezirk Freiburg. Report to Regierungspräsidium Freiburg – Referat 56 Naturschutz und Landschaftspflege.
- Canney, S.M., Lindsey, K., Hema, E., Douglas-Hamilton, I., Martin, V., 2007. The Mali Elephant Initiative: synthesis of knowledge, research and recommendations about the population, its range and the threats to the elephants of the Gourma. Save the Elephants. Available at: <http://www.savetheelephants.org/publications.html>.
- Corkeron, P.J. & Connor, R.C., 1999. Why do baleen whales migrate? *Marine Mammal Science* 15: 1228-1245.
- Dietz, C., O. Von Helversen, D. Nill. Handbuch der Fledermäuse Europas und nordwestafrikas. Franckh-Kosmos Verlags, Stuttgart.
- Dolman, S. and M. Simmonds. 2010. Towards best environmental practice for cetacean conservation in developing Scotland's marine renewable energy. *Marine Policy* 34:1021-1027.
- Dürr, T., 2013. Fledermausverluste an Windenergieanlagen. Daten aus der zentralen Fundkartei der Staatlichen Vogelschutzwarte im Landesumweltamt Brandenburg. Stand 25.09..2013. www.mluv.brandenburg.de/cms/media.php/.../wka_fmaus.xls.

- Dulac p. 2008. Evaluation de l'impact du parc éolien de Bouin (Vendée) sur l'avifaune et les chauves-souris. Bilan des 5 années de suivi. Ligue pour la Protection des Oiseaux délégation Vendée / ADEME Pays de la Loire / Conseil Régional des Pays de la Loire, La Roche-sur-Yon - Nantes, 106 pages.
- Dzal, Y. L.A. Hooton, E.L. Clare, M.B. Fenton. 2009. Bat diversity and genetic diversity at Long Point, Ontario, an important bird stopover site. *Acta Chiropterologica* 11; 307-315.
- Elwen, S.H. & Best, P.B. 2004. Environmental factors influencing the distribution of Southern Right Whales *Eubalaena australis* on the south coast of South Africa I: Broad Scale Patterns. *Marine Mammal Science* 20: 567-582.
- Fleming T.H., P. Eby 2003. Ecology of bat migration. In: *Bat ecology*: 156-208. Kunz T.H. & M.B. Fenton (Eds). Chicago: University of Chicago Press.
- Finer M, Jenkins C.N., 2012. Proliferation of Hydroelectric Dams in the Andean Amazon and Implications for Andes-Amazon Connectivity. *PLoS ONE* 7(4).
- Furmankiewicz J., M. Kucharska 2009. Migration of bats along a large river valley in southwestern Poland. *Journal of Mammalogy* 90:1310-1317.
- Goulding M., Smith N.J.H., & Mahar D., 1997. *Floods of Fortune: Ecology and Economy along the Amazon*. New York: Columbia University Press.
- Grealey, J. & D. Stephenson, 2007. Effects of wind turbine operation on butterflies. *North American Windpower* 4(1).
- Hatch, S.K., E.E. Connelly, T.J. Divoll, I.J. Stenhouse, and K.A. Williams. 2013. Offshore observations of eastern red bats (*Lasiurus borealis*) in the mid-Atlantic United States using multiple survey methods. *PLOSone* 2013.
- Hötker, H., K.-M. Thomsen & H. Köster, 2006. Impacts on biodiversity of exploitation of renewable energy sources: the example of birds and bats. Facts, gaps in knowledge, demands for further research, and ornithological guidelines for the development of renewable energy exploitation. Michael-Otto-Institut im NABU, Bergenhusen.
- Holland, R.A., M. Wickelski, 2009. Studying the migratory behavior of individual bats: current techniques and future directions. *Journal of Mammalogy* 90:1324-1329.
- Hutterer, R., T. Ivanova, C. Meyer-Cords & L. Rodrigues, 2005. Bat migrations in Europe, a review of banding data and literature. *Naturschutz und Biologische Vielfalt* 28: 1-62.
- [IHS EER] IHS Emerging Energy Research. 2010. *Global Ocean Energy Markets and Strategies: 2010-2030: Market Study Excerpt*. Accessed online November 7, 2013 at:
http://www.emerging-energy.com/uploadDocs/Excerpt_GlobalOceanEnergyMarketsandStrategies2010.pdf
- Jain, A. A., R. R. Koford, A. W. Hancock, and G. G. Zenner. 2011. Bat mortality and activity at a northern Iowa wind resource area. *American Midland Naturalist* 165:185-200.
- Johnson, J.B., J.E. Gates, and N.P. Zegre. 2011. Monitoring seasonal bat activity on a coastal barrier island in Maryland, USA. *Environmental Monitoring Assessments*. 173:685-99.
- Kunz, T. H., E. B. Arnett, W. P. Erickson, A. R. Hoar, G. D. Johnson, R. P. Larkin, M. D. Strickland, R. W. Thresher, and M. D. Tuttle. 2007. Ecological impacts of wind energy development on bats: Questions, research needs, and hypotheses. *Frontiers in Ecology and the Environment* 5(6):315-24.
- Laran S., Gannier A. 2008 Spatial and temporal prediction of fin whale : distribution in the northwestern Mediterranean Sea. *ICES J Mar Sci* 65: 1260–1269.

- Lewis, A., S. Estefen, J. Huckerby, W. Musial, T. Pontes, and J. Torres-Martinez. 2011. Ocean Energy. In: IPCC Special Report on Renewable Energy Sources and Climate Change Mitigation, O. Edenhofer, R. Pichs-Madruga, Y. Sokona, K. Seyboth, P. Matschoss, S. Kadner, T. Zwickel, P. Eickemeier, G. Hansen, S. Schlömer, C. von Stechow (eds.), Cambridge University Press, Cambridge, United Kingdom.
- Madsen, P. T., M. Wahlberg, J. Tougaard, K. Kucke, and P. Tyack. 2006. Wind turbine underwater noise and marine mammals: Implications of current knowledge and data needs. *Marine Ecology Progress Series* 309:279-95.
- Mali Elephant Project <http://www.wild.org/where-we-work/the-desert-elephants-of-mali/>
Status report 2007 / 2012 <http://www.african-elephant.org/aed/aesr2007.html>
- Marti, C., 1998. Effects of power lines on birds: Documentation (in German with English summary). *Schriftenreihe Umwelt* Nr. 292. Bundesamt für Umwelt, Wald und Landschaft (BUWAL), Bern.
- McClain, M.E. & R.J. Naiman, 2008. Andean influences on the biogeochemistry and ecology of the Amazon River. *BioScience*. Vol. 58 No. 4.
- McGuire, L.P, C. G. Guglielmo, S. A. Mackenzie, P.D. Taylor, 2012. Migratory stopover in the long-distance migrant silver-haired bat, *Lasionycteris noctivagans*. *Journal of Animal Ecology*, 81-2, pp. 377–385.
- National Marine Fisheries Service. 2012. North Atlantic right whale whale (*Eubalaena glacialis*) 5-year Review: Summary and Evaluation. Gloucester, MA.
- National Marine Fisheries Service. 2014. Office of Protected Resources website accessed May 22, 2014.
- North Atlantic Right Whale Consortium. 2012. Whale facts website accessed May 22, 2014.
- Panigada S., Notarbartolo di Sciara G., Zanardelli Panigada M., Airoidi S., Borsani J.F., *et al.* 2005. Fin whales summering in the Ligurian Sea: distribution, encounter rate, mean group size and relation to physiographic variables. *J Cetacean Res Manage* 7: 137–145.
- Panigada S., Lauriano G., Burt L., Pierantonio N., Donovan G. 2011. Monitoring Winter and Summer Abundance of Cetaceans in the Pelagos Sanctuary (Northwestern Mediterranean Sea) Through Aerial Surveys. *PLoS ONE* 6(7): e22878. doi:10.1371/journal.pone.0022878.
- Petersons G. 2004. Seasonal migrations of north-eastern populations of *Nathusius' pipistrelle* *Myotis* 41/42:29-56.
- Popa-Lisseanu A.G., C. Voigt 2009. Bats on the move. *J. of Mammalogy* 90:1283-1289.
- Richter H. V., G. S. Cumming 2008. First application of satellite telemetry to track African straw-coloured fruit bat migration. *Journal of Zoology* Volume 275, Issue 2, pages 172–176.
- Rodrigues L., J. M. Palmeirim 2007. Migratory behaviour of the Schreibers's bat: when, where and why do cave bats migrate in a Mediterranean region? *Journal of Zoology* 274: 116-125.
- Rydell, J., L. Bach, M.J. Dubourg-Savage, M. Green, L. Rodrigues & A. Hedenström, 2010. Bat mortality at wind turbines in Northwestern Europe. *Acta Chiropterologica* 12: 261-274.
- Smallwood K.S. and C.G. Thelander. 2005. Bird Mortality at the Altamont Pass Wind Resource Area: March 1998 — September 2001. Subcontract Report NREL/SR-500-36973.
- Smallwood K.S. and C.G. Thelander. 2008. Bird Mortality in the Altamont Pass Wind Resource Area, California. *Journal of Wildlife Management* 72(1):1-11.

- Somveille, M., A. Manica, S.H.M. Butchart & A.S.L. Rodrigues, 2013. Mapping global diversity patterns for migratory birds. *PloSOne* 8(8): e70907.
- Tapilatu, R. F., P. H. Dutton, M. Tiwari, T. Wibbels, H. V. Ferdinandus, W. G. Iwanggin, and B. H. Nugroho. 2013. Long-term decline of the western Pacific leatherback, *Dermochelys coriacea*: a globally important sea turtle population. *Ecosphere* 4(2):25
- United States Department of Energy. 2009a. US solar resource maps. Accessed online on May 23, 2014.
- United States Department of Energy. 2009b. US geothermal resource maps. Accessed online on May 23, 2014.
- United States Department of Energy. 2010. Assessment of Offshore Wind Energy Resources for the United States. Technical Report NREL/TP-500-45889.
- United States Department of Energy. 2012. US annual average wind speed at 80 meters. Accessed online on May 23, 2014.
- United States Environmental Protection Agency. 2013. Ocean Energy. Accessed online on November 7, 2013 .
- Wall, J., , G. Wittemyer, B. Klinkenberga, V. LeMayd, I. Douglas-Hamiltonb, 2013. Characterizing properties and drivers of long distance movements by elephants (*Loxodonta africana*) in the Gourma, Mali Biological Conservation Volume 157, January 2013, Pages 60–68.
- World Wildlife Fund &
The Nature Conservancy, 2013. Freshwater Ecoregions of the World. Website access May 23, 2014.
- Zielinski, P., Bela, G., & A. Marchlewski 2009. Report on monitoring of the wind farm impact on birds in the vicinity of Gniezdzewo. Polish Energy Partners, Warszawa.